



**WEEKLY TEA  
MARKET  
SNAPSHOT**

  
**Ceylon Tea Brokers**

**SALE NO.31  
06TH & 07TH  
AUG. 2024**

## This week's Tea News

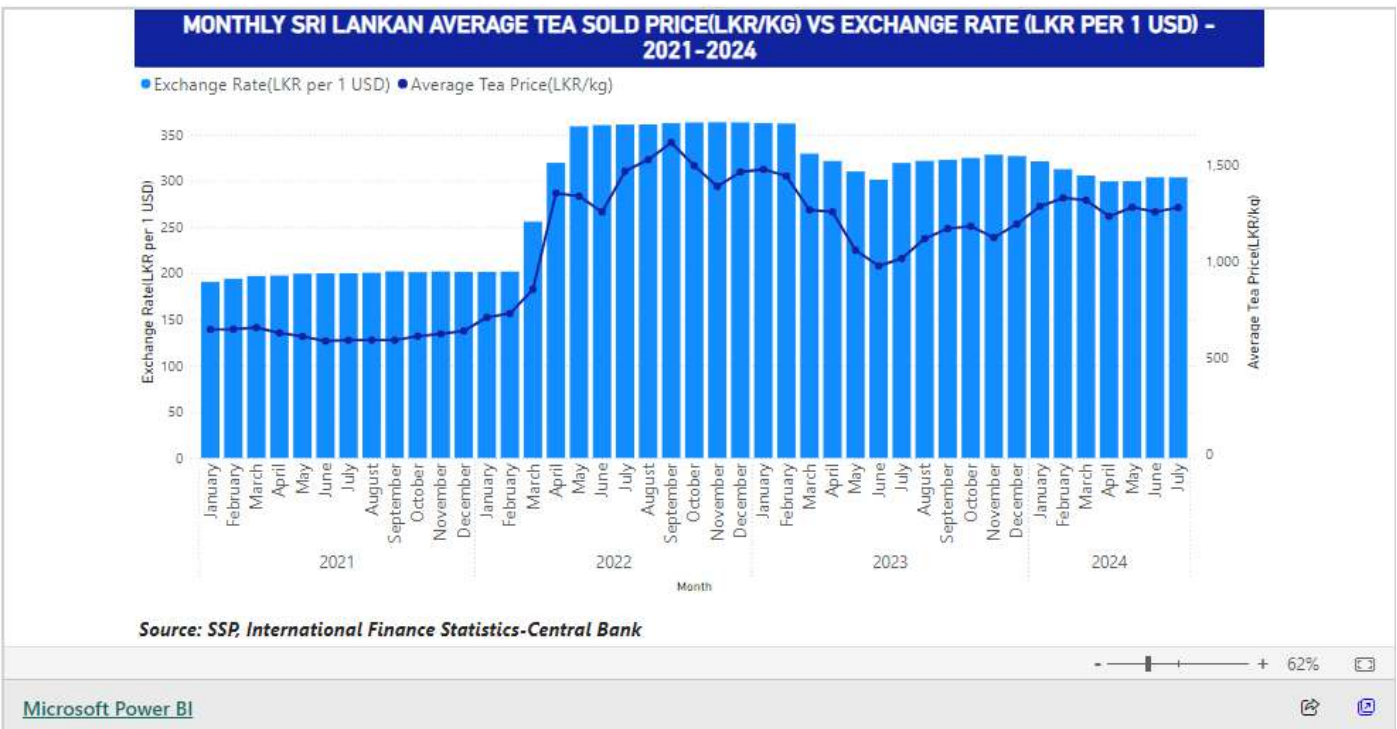
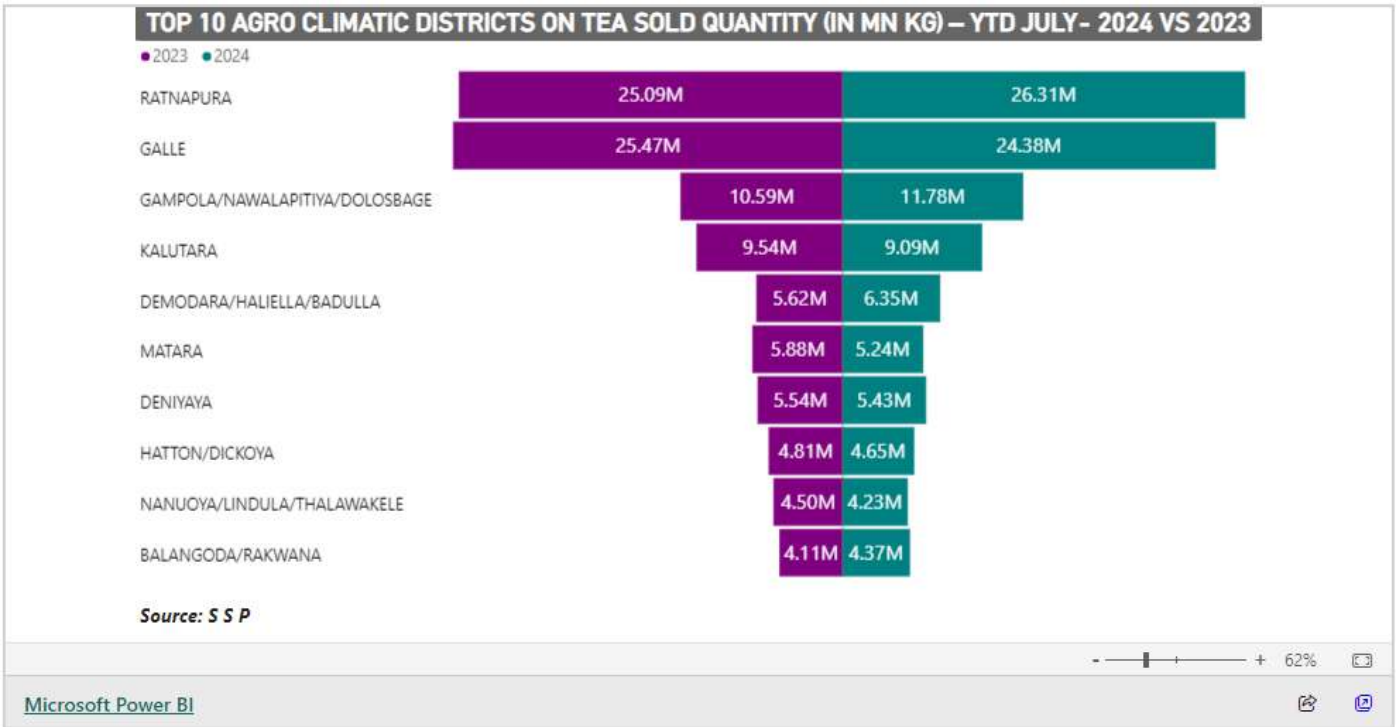


1 - [What Happens to Your Body When You Drink Tea Every Day](#)

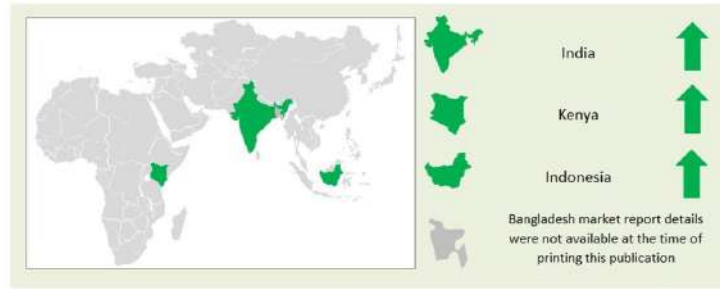


2 - [What Is Chai Tea?](#)

# Tea Statistics



## Market movement at International Auction Centers this week



## Currency – As of 07th August 2024



	United States Dollars (USD)		European Community Euro (EUR)		United Kingdom pounds (GBP)	
	2024	Corresponding 2023	2024	Corresponding 2023	2024	Corresponding 2023
Sri Lankan Rupee	302.34	318.44	329.99	350.35	384.47	405.90

(Courtesy - Central Bank of Sri Lanka)

Indian Rupee	83.93	82.69	91.75	90.99	106.79	105.41
Kenyan Shilling	128.69	141.27	140.68	155.46	163.74	180.10
Bangladesh Taka	116.26	107.78	127.09	118.61	147.93	137.40
Indonesian Rupiah	16,159.60	15,146.00	17,664.30	16,667.10	20,561.00	19,308.50
Malawi Kwacha	1721.63	1,043.52	1881.94	1,148.33	2,190.55	1,330.31
Vietnam Dong	25,121.00	23,721.00	27,460.20	26,103.30	31,963.30	30,240.10

(Courtesy - Oanda Corporation)

**SRI LANKA RUPEE AGAINST US DOLLAR**  
TIME PERIOD 01/08/2024 TO 07/08/2024 (SPOT / BUYING RATE)

<b>01/08/2024</b>	302.45	<b>02/08/2024</b>	302.50	<b>05/08/2024</b>	302.09
<b>06/08/2024</b>	302.21	<b>07/08/2024</b>	302.34		



**CURRENCY**  
As of 07th August 2024  
**LKR/USD 302.34**

(www.cbsl.gov.lk)



**CRUDE OIL**  
As of 07th August 2024  
**USD 77.65**

(markets.businessinsider.com)

## Elevation Average - July

### HIGH

Rs.1,153.38    USD 3.80

### MEDIUM

Rs.1,070.42    USD 3.52

### LOW

Rs.1,299.84    USD 4.28

---

## TOTAL

Rs.1,224.00 USD 4.03

---

## Quantity Sold during the period 29th July - 03rd August 2024

	2024		2023	
	WEEKLY	TODATE	WEEKLY	TODATE
Private Sales	132,486.50	3,860,203.80	104,060.20	3,022,488.46
Public Auction	4,981,388.00	143,155,247.00	5,256,697.00	148,286,682.50
Forward Contracts	34,910.00	1,182,330.00	11,500.00	1,800,508.00
Direct Sales	-	-	-	-
Total	5,148,784.50	148,197,780.80	5,372,257.20	153,109,678.96
BMF Excluded From Private Sale	44,245.00	1,370,894.00	39,500.00	1,528,908.00

## Tea Tech Tips




---

*Improve dhool output with the right degree of wither, roll breaker speed, perforation size of meshes and slope of the tray.*

---

## Crop & Weather (For the period 30th July - 05th August 2024)



---

*The Western and Nuwara Eliya planting districts reported bright conditions and occasional showers. The Department of Meteorology forecasts showers in both regions.*





























*The Uva/Udapussellawa's experienced sunny weather and scattered showers.*

*The Low grown's experienced sunny conditions with occasional showers throughout the week. Rains are to be expected in the Low grown districts.*

*The Uva/Udapussellawa and Low grown districts maintained their crop intakes whilst the Western and Nuwara Eliya's reported a decline.*

---

## Weather Forecast (For the period 08th - 14th August 2024)

	Thu(08/08)	Fri(09/08)	Sat(10/08)	Sun(11/08)	Mon(12/08)	Tue(13/08)	Wed(14/08)
GALLE	31°/28°C 	31°/27°C 	31°/27°C 	30°/27°C 	32°/26°C 	31°/26°C 	31°/26°C 
MATARA	33°/26°C 	33°/26°C 	31°/26°C 	31°/26°C 	32°/25°C 	30°/26°C 	30°/26°C 
RATNAPURA	31°/24°C 	31°/24°C 	29°/24°C 	29°/24°C 	32°/24°C 	29°/25°C 	30°/25°C 
HATTON/ TALAWAKELLE	25°/19°C 	26°/19°C 	25°/19°C 	25°/20°C 	26°/19°C 	24°/20°C 	25°/19°C 

## Tea Sale Arrangements - Sale No. 36 - 09th / 10th of September 2024 (CTTA Circular No. 30 of 2024 dated July 29,2024)

---

*As recommended by the Colombo Brokers Association, the catalogue closure of Sale No.36, scheduled for the 09th/10th of September 2024, originally planned for the 22nd of August 2024, has been postponed to the 23rd of August 2024. This postponement is based on the one-day sale that will be held the following week, Sale No.37, on the 18th of September 2024, which will include offerings only from the 24th (Saturday) to the 29th (Thursday) of August 2024. The Poya holiday on the 19th will also complement the decision, as volumes will be manageable for Sale 36, even with the extended closure.*

---

## This Week's Market Movement at Colombo Tea Auction



### Order of Sale this week

EX EST	H/M-OFF GR & DUST	LEAFY/ SEMI LEAFY/ TIPPY/PREM & BOP1A
CTB	Asia Siyaka Commodities PLC	Asia Siyaka Commodities PLC
JK	Mercantile Produce Brokers (Pvt) Ltd	<b>Ceylon Tea Brokers PLC</b>
FW	Forbes & Walker Tea Brokers (Pvt) Ltd	Lanka Commodity Brokers
EB	Bartleet Produce Marketing (Pvt) Ltd	Eastern Brokers Ltd
BC	Lanka Commodity Brokers	John Keells PLC
MB	<b>Ceylon Tea Brokers PLC</b>	Forbes & Walker Tea Brokers (Pvt) Ltd
AS	Eastern Brokers Ltd	Mercantile Produce Brokers (Pvt) Ltd
LC	John Keells PLC	Bartleet Produce Marketing (Pvt) Ltd

CATALOGUE	LOTS	QTY (KGS)
Ex-estate	832	853,228
High And Medium	1,895	834,526
Low Grown (Leafy)	1,904	730,117
Low Grown (Semi Leafy)	1,532	654,796
Low Grown (Tippy)	1,949	941,022
Off Grades + BOP1A	2,356	1,179,240
Dusts	619	542,221
Premium Flowery	385	57,214
<b>TOTAL</b>	<b>11,472</b>	<b>5,792,364</b>



**Demand:** Ex-Estate met with fair demand whilst Low Grown met with lower demand.

Sale	Ex-Estate		Low Grown (Leafy/Tippy)		Total	
	Qty	Demand	Qty	Demand	Qty	Demand
31	0.85 MKgs	Fair	2.33 Mkgs	Lower	5.79 Kgs	Lower

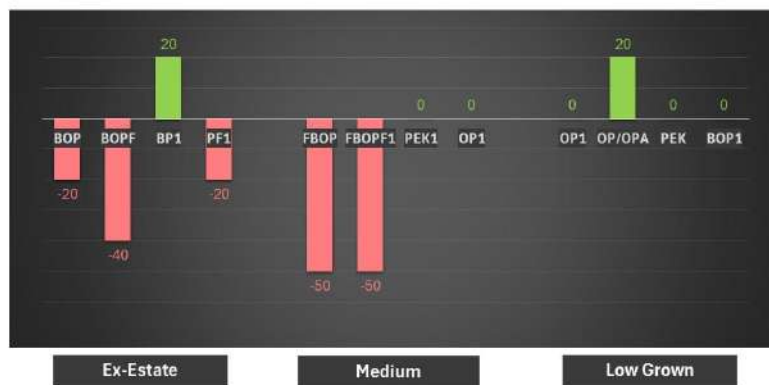
WESTERN					LEAFY / SEMI LEAFY				
	SELECT BEST	BEST	BELOW BEST	PLAINER		SELECT BEST	BEST	BELOW BEST	OTHERS
BOP	↓ -20	↓ -20	Firm	↓ -20	OP1	↑ 80	Firm	Firm	Firm
BOPF	↓ -50	↓ -40	↓ -20	↓ -40	BOP1	↑ 80	Firm	Firm	Firm
					OP / OPA			20	
		NUWARA	UDA PUSSELLAWA	UVA	PEK			Firm	
BOP		Unsold	↓ -20	↓ -20	PEK1			Firm	
BOPF		Unsold	Firm	↓ -20					

SMALL LEAF / TIPPY				
	HIGH	MEDIUM	LOW	
BP1	↑ 40	↑ 20	Firm	
PF1	↓ -40	↓ -30	↑ 30	

HIGH & MEDIUM					PREMIUM FLOWERY				
	SELECT BEST	BEST	BELOW BEST	OTHERS		FBOPFEXSP		FBOPFSP	
BOP1	↑ 50	Firm	↓ -100	↓ -50	SELECT BEST	↓	1000-1500	↓	500-1000
OP1	↑ 50	↑ 50	Firm	Firm	BEST	↓	500-1000	↓	-400
FBOP	↑ 50	Firm	↓ -100	↓ -50	BELOW BEST	↓	400-600	↓	100-200
FBOPF1	↑ 50	Firm	↓ -100	↓ -50	OTHERS	↓	-200	↓	-100
PEK	↓ -50	Firm	Firm	Firm					
PEK1	↓ -50	Firm	Firm	↓ -50					
OP/OPA	Firm	Firm	↓ -20	↓ -20					



## High Grown Teas



---

### **BOP**

*Best Western's a few selected invoices held firm whilst all others were irregular and mostly lower. In the Below Best category, well-made teas maintained whilst others declined by Rs.20-40/- per kg. Teas at the lower end too followed a similar trend. Nuwara Eliya's were mostly unsold. Better Uda Pussellawa's lost by Rs.20-40/- per kg, others gained by a similar margin. Better Uva's eased by Rs.20-40/- per kg whilst all others maintained last week's levels.*

### **BOPF**

*Best Western's a few selected invoices declined by Rs.50-80/- per kg whilst all others remained unchanged. In the Below Best category, better teas dropped by Rs.20-40/- per kg and more. Teas at the lower end lost by Rs.40/- per kg. Nuwara Eliya's were mostly unsold. Uda Pussellawa's better teas maintained, whilst others moved up by Rs.20-40/- per kg. Uva's held firm.*

---

## Medium Grown Teas



---

**BOP1** - Select best moved up by Rs. 50/- per kg. Best held firm. Below best lost by Rs. 100/- per kg whilst others declined by Rs. 50/- per kg.

**OP1** - Select best and best appreciated by Rs.50/- per kg. Below best and best remained unchanged.

**OP/OPA** - Select best and best held firm whilst all others were easier by Rs. 20/- per kg.

**PEK** - Select best declined by Rs.50/- per kg whilst all others remained unchanged.

**PEK1** - Select best eased by Rs. 50/- per kg. Best and below best maintained. others lost by Rs. 50/- per kg.

**FBOP/ FBOPF 1** - Select best gained by Rs.50/- per kg. Best maintained. Below best dropped by Rs. 100/- per kg whilst others declined by Rs.50/- per kg.

---

## CTC Teas



**HIGH BP1** – Appreciated by Rs.40/- per kg and more.

**PF1** – Better teas held firm whilst all others lost by Rs.20-40/- per kg.

**MEDIUM BP1** – Better teas moved up by Rs.20-40/- per kg whilst all others held firm.

**PF1** – Lost by Rs.20-40/- per kg.

**LOW BP1** – Firm.

**PF1** – Gained by Rs.20-40/- per kg and more.

QUOTATIONS-HIGH GROWNS	BOP		BOPF	
Best Westerns	1,400	1,480	1,280	1,380
Below Best Westerns	1,300	1,380	1,200	1,260
Plainer Westerns	1,240	1,280	960	1,180
Nuwara Eliyas	N/A		1300	
Udapussellawas	1,120	1,240	1,020	1,180
Best Uvas	1,280	1,340	1,220	1,260
Other Uvas	1,120		1,180	
Good Mediums	1,200	1,900	1,220	1,280
Poor Mediums	760	1,080	750	1,000
QUOTATIONS – UNORTHODOX	BP1		PF1	
(CTC) CTC (High & Medium)	700	1,100	1,000	1,200
CTC (Low)	1,100		1,300	1,450

## Low Grown Teas



---

**BOP1** - Select best and best were firm, whilst below best and poorer sorts were firm to lower.

**OP1** - Select best and best were firm. Below best were irregularly lower. Poorer sorts maintained.

**OP** - Select best were firm, whilst best, below best and poorer sorts were firm to dearer.

**OPA** - Select best were firm whilst best, below best and poorer sorts were firm to dearer.

**PEKOE/PEKOE1** - Select best and best PEK's were firm whilst below best and poorer sorts were firm to lower. Select best PEK1's were firm to lower whilst best and below best were firm.

**FBOP/FBOP1** - Select best were firm to lower, whilst below best and others were lower to last.

**BOP** - Select best and best were firm, whilst below best and others were lower.

**BOPF** - All-round firm.

**FBOPF/FBOPF1** - All round FBOPF's were lower. Select best FBOPF1's were marginally lower to last whilst all others were lower.

---

QUOTATIONS	SELECT BEST	BEST	BELOW BEST	OTHER
BOP1	2,350-3,100	1,800-2,200	1,300-1,550	900-1,200
OP1	2,250-3,200	1,800-2,200	1,500-1,700	750-1,200
OP	1,500-1,950	1,360-1,450	1,100-1,300	750-1,000
OPA	1,600-2,150	1,300-1,500	1,100-1,250	750-1,000
PEKOE	1,700-2,200	1,400-1,550	1,250-1,400	850-1,100
PEKOE1	1,700-2,150	1,450-1,650	1,350-1,450	850-1,200
FBOP1	1,600-2,250	1,300-1,500	1,000-1,200	Below 900
FBOP	1,950-2,450	1,750-1,900	1,400-1,700	Below 1,300
BOP	1,800-2,250	1,500-1,700	1,300-1,450	Below 1,100
BOPF	1,000-2,250	850-950	750-820	Below 720
FBOPF1	1,750-2,050	1,550-1,700	1,300-1,500	Below 1,200
FBOPF	1,600-1,850	1,300-1,500	1,000-1,250	Below 900
FFSP/FFEXSP/FFEXSP1	3,850-5,650	2,000-2,800	1,500-1,900	Below 1,200

## Off Grades



**FGS/FGS1** - High grows maintained. Medium and Low Grows were firm to Rs.10-20/- per kg easier. CTC's were firm to Rs. 10-20/- per kg easier.

**BM** - Cleaner varieties eased by Rs.10-20/- per kg. Below best and Bottom maintained.

**BP** - In general held firm.

**BOP1A** - Select best appreciated by Rs.40-60/- per kg. Best and Below best were firm to dearer by Rs.10-20/- per kg whilst the teas at the lower end were irregular and lower by Rs.10-20/- per kg.

	HIGH		MEDIUM		LOW	
FNGS	650	1,200	720	1,200	600	1,060
P.FGS (CTC)	800	880	760	1,100	740	1,180
BP	790	11,40	840	1,120	760	1,460
BM	730	860	720	890	660	1,080
BOP1A	730	1,120	720	1,080	650	1,480

## DUST Grades




---

**DUST1** - Best and below best were lower by Rs. 40-60/- per kg. CTC's were firm to irregularly lower by Rs. 20-40/- per kg. Best and below best low grown lost by Rs. 30-60/- per kg.

**DUST** - Cleaner secondaries and Low Grown were lower by Rs. 30-60/- per kg.

---

	HIGH		MEDIUM		LOW	
PRIMARY DUSTS	1,200	1,460	900	1,180	880	1,100
SECONDARY DUSTS	850	1,150	750	880	720	850
PDUST (CTC)	N/A		1,080	1,200	1,050	1,320

## Top Prices - Sale No.31 of 06th & 07th August 2024

TOP PRICES - SALE NO. 31 OF 06TH / 07TH AUGUST 2024						
<b>WESTERN MEDIUM</b>						
Harangalla	BOP	1,900.00				
Doombagastalawa	BOPSp	1,650.00				
Hatale	BOPSp	1,650.00				
Uplands	BOPSp	1,650.00				
Galgewatta	BOPF/BOPFSp	1,340.00				
<b>New Rothschild</b>	<b>BOP1</b>	<b>2,150.00</b>	@			
Dartry Valley	BOP1	2,150.00				
Harangalla	FBOP/FBOP1	2,100.00				
Ancoombra	FBOP/FBOP1	2,100.00				
Harangalla	FBOPF/FBOPF1	1,950.00				
Dartry Valley	OP/OPA	1,400.00				
Kenilworth	OP1	1,900.00				
Nayapane	OP1	1,900.00				
<b>Dartry Valley</b>	<b>OP1</b>	<b>1,800.00</b>	@			
Meezan	PEK1	1,800.00				
<b>Harangalla</b>	<b>PEK</b>	<b>1,500.00</b>	@			
Kurugama	PEK	1,500.00				
<b>WESTERN HIGH</b>						
<b>Frotoft Super</b>	<b>BOP</b>	<b>1,650.00</b>	@			
Queensberry	BOPSp	1,700.00				
Kotiyagalla	BOPF/BOPFSp	1,380.00				
Bambrakelly	BOP1	1,700.00				
<b>Weddemulla</b>	<b>FBOP/FBOP1</b>	<b>1,650.00</b>	@			
Bambrakelly	FBOP/FBOP1	1,650.00				
Bambrakelly	FBOPF/FBOPF1	1,850.00				
Queensberry	OP/OPA	1,360.00				
Venture	OP1	1,460.00				
Frotoft Super	PEK/PEK1	1,600.00				
<b>NUWARA ELIYA</b>						
Kenmare	BOP	1,060.00				
Kenmare	BOPSp	1,200.00				
Court Lodge	BOPF/BOPFSp	1,080.00				
Court Lodge	FBOP/FBOP1	1,700.00				
Court Lodge	OP/OPA	1,140.00				
Mahagastotte	PEK/PEK1	1,400.00				
<b>UDA PUSSELLAWAS</b>						
Mooloya	BOP	1,240.00				
Luckyland	BOPSp	1,160.00				
Luckyland	BOPF/BOPFSp	1,180.00				
Kirklees	BOPF/BOPFSp	1,180.00				
Liddesdale	BOPF/BOPFSp	1,180.00				
Ragalla	BOPF/BOPFSp	1,180.00				
Maha Uva	BOP1	1,420.00				
<b>Alma</b>	<b>FBOP/FBOP1</b>	<b>1,900.00</b>	@			
Delmar	FBOPF/FBOPF1	1,600.00				
<b>Alma</b>	<b>OP</b>	<b>1,360.00</b>	@			
<b>Alma</b>	<b>OPA</b>	<b>1,180.00</b>	@			
Delmar	OPA	1,180.00				
Maha Uva	OP1	1,380.00				
<b>Alma</b>	<b>PEK1</b>	<b>1,750.00</b>	@			
<b>Alma</b>	<b>PEK</b>	<b>1,480.00</b>	@			
<b>UVA MEDIUM</b>						
Halpewatte Uva	BOP	1,850.00				
Blossoms Uva Tea	BOPSp	1,600.00				
Dickwella	BOPF/BOPFSp	1,650.00				
Demodera 'S'	BOP1	1,900.00				
Glen Alpin	FBOP/FBOP1	1,850.00				
Aruna Passara	FBOP/FBOP1	1,850.00				
Halpewatte Uva	FBOP/FBOP1	1,850.00				
Aruna Passara	FBOPF/FBOPF1	1,700.00				
Ambrosia Uva	FBOPF/FBOPF1	1,700.00				
Misty-Uva	FBOPF/FBOPF1	1,700.00				
Dickwella	OP/OPA	1,320.00				
<b>Ury</b>	<b>OP/OPA</b>	<b>1,280.00</b>	@			
Dickwella	OP/OPA	1,280.00				
Teibedde	OP1	1,750.00				
Aruna Passara	PEK/PEK1	1,650.00				
Halpewatte Uva	PEK/PEK1	1,650.00				
<b>UVA HIGH</b>						
Glenanore	BOP	1,550.00				
Craig	BOPSp	1,550.00				
<b>Ranaya</b>	<b>BOPSp</b>	<b>1,500.00</b>	@			
Uvakellie	BOPF/BOPFSp	1,320.00				
Ellathota Uva	BOP1	1,900.00				
Gonamotawa	FBOP/FBOP1	1,900.00				
<b>Mount Uva</b>	<b>FBOP/FBOP1</b>	<b>1,750.00</b>	@			
<b>Ranaya</b>	<b>FBOPF/FBOPF1</b>	<b>1,850.00</b>	@			
<b>Mount Uva</b>	<b>OP</b>	<b>1,280.00</b>	@			
Glenanore	OP	1,280.00				
Gonamotawa	OP	1,280.00				
Aislaby	OP	1,280.00				
<b>Ranaya</b>	<b>OPA</b>	<b>1,200.00</b>	@			
Oodoowerre	OP1	1,500.00				
<b>Mount Uva</b>	<b>OP1</b>	<b>1,440.00</b>	@			
Aislaby	PEK/PEK1	1,650.00				
<b>UNORTHODOX HIGH</b>						
<b>Ulugedara CTC</b>	<b>PF1</b>	<b>1,160.00</b>	@			
Dunsinane CTC	PF1	1,160.00				
Dunsinane CTC	BP1	1,240.00				
Dunsinane CTC	BPS	1,120.00				
<b>UNORTHODOX MEDIUM</b>						
New Peacock CTC	PF1	1,180.00				
<b>Strathdon CTC</b>	<b>PF1</b>	<b>1,160.00</b>	@			
New Peacock CTC	PF1	1,160.00				
New Peacock CTC	BP1	1,240.00				
<b>Aultmore CTC</b>	<b>BPS</b>	<b>900.00</b>	@			
<b>UNORTHODOX LOW</b>						
Hingalgoda CTC	PF1	1,500.00				
Cecilayan CTC	BP1	1,140.00				

DENOTES - CEYLON TEA BROKERS PLC [ @ ] / ALL TIME RECORD PRICE [ \*\* ] / EQUAL ALL TIME [ \* ]  
 CEYLON TEA BROKERS PLC - 31 OF 06TH / 07TH AUGUST 2024



TOP PRICES - SALE NO. 31 OF 06TH / 07TH AUGUST 2024			
<b>LOW GROWN</b>			
New Vithanakande	BOP1	3,100.00	
Gunawardana	OP1	3,200.00	
Miriswatta	OP	1,950.00	
<b>Yalta</b>	<b>OP</b>	<b>1,700.00</b>	@
Berubeula	OP	1,700.00	
Mahaliyadda	OP	1,700.00	
<b>Mulatiyana Hills</b>	<b>OP</b>	<b>1,650.00</b>	@
<b>Sihara</b>	<b>OP</b>	<b>1,650.00</b>	@
<b>Himara</b>	<b>OP</b>	<b>1,650.00</b>	@
Lumbini	OP	1,650.00	
New Panilkanda	OP	1,650.00	
Kanneliya	OP	1,650.00	
Green Lanka	OP	1,650.00	
Fortune	OP	1,650.00	
Makandura	OP	1,650.00	
Andaradeniya	OP	1,650.00	
Dampahala	OP	1,650.00	
Miriswatta	OPA	2,150.00	
Liyonta	PEK	2,200.00	
Lumbini	PEK	2,150.00	
<b>Nilrich</b>	<b>PEK</b>	<b>1,950.00</b>	@
<b>Golden Garden</b>	<b>PEK</b>	<b>1,950.00</b>	@
Green House	PEK	1,950.00	
New Batuwangala	PEK1	2,150.00	
New Panilkanda	PEK1	2,150.00	
Andaradeniya Super	PEK1	2,150.00	
Galatara	PEK1	2,150.00	
<b>Matuwagalla Super</b>	<b>PEK1</b>	<b>2,100.00</b>	@
<b>Mulatiyana Hills</b>	<b>PEK1</b>	<b>2,100.00</b>	@
<b>Rajjuruwatta Super</b>	<b>PEK1</b>	<b>2,050.00</b>	@
Lumbini	PEK1	2,050.00	
<b>Matuwagalla Super</b>	<b>BOP</b>	<b>2,250.00</b>	@
<b>Suduwelipothahena Super</b>	<b>BOP</b>	<b>2,250.00</b>	@
<b>Richiland</b>	<b>BOP</b>	<b>2,250.00</b>	@
Ceciliyan	BOP	2,250.00	
<b>Peak View Super</b>	<b>BOP</b>	<b>2,200.00</b>	@
<b>Suduwelipothahena Super</b>	<b>BOP</b>	<b>2,200.00</b>	@
New Panilkanda	BOP	2,200.00	
Kings Bru	BOP	2,200.00	
Pothotuwa	BOP	2,200.00	
New Hopewell	BOP	2,200.00	
Lumbini	BOP	2,200.00	
Nawagamuwehena	BOP	2,200.00	
Green House	BOP	2,200.00	
Andaradeniya Super	BOPSp	2,150.00	
Stream Line	BOPSp	2,150.00	
Sithaka	BOPF	2,250.00	
Palmgarden	BOPFSp	2,150.00	
Sithaka	FBOP	2,300.00	
New Batuwangala	FBOP	2,250.00	
<b>A C U Super</b>	<b>FBOP</b>	<b>2,200.00</b>	@
<b>Matuwagalla Super</b>	<b>FBOP</b>	<b>2,200.00</b>	@
<b>LOW GROWN (CONT...)</b>			
<b>Ceyenta</b>	<b>FBOP</b>	<b>2,200.00</b>	@
<b>Mulatiyana Hills</b>	<b>FBOP</b>	<b>2,200.00</b>	@
Pothotuwa	FBOP	2,200.00	
Ceciliyan	FBOP1	2,050.00	
<b>Ceyenta</b>	<b>FBOPF</b>	<b>1,850.00</b>	@
Sithaka	FBOPF	1,850.00	
Lumbini	FBOPF1	2,050.00	
<b>DUSTS</b>			
Wattegodde	DUST1	1,460.00	
Mattakelle	DUST1	1,460.00	
Kalubowitiyana CTC	PD	1,320.00	
<b>PREMIUM FLOWERY</b>			
New Falcon Lanka	FBOPFSp	5,650.00	
<b>Samwin</b>	<b>FBOPFSp</b>	<b>5,500.00</b>	@
New Galagawa	FBOPFExSp	5,450.00	
New Batuwangala	FBOPFExSp1	5,500.00	
Kings Bru	FBOPFExSp1	4,750.00	
<b>Peak View Super</b>	<b>FBOPFExSp1</b>	<b>3,300.00</b>	@
<b>OFF GRADES</b>			
Wanarajah	FGS/FGS1	1,200.00	
Wattegodde	FGS/FGS1	1,200.00	
Vellai Oya	FGS/FGS1	1,200.00	
<b>Diyagama West</b>	<b>FGS/FGS1</b>	<b>1,180.00</b>	@
Fetteressio	FGS/FGS1	1,180.00	
Glenugie	FGS/FGS1	1,180.00	
Kotiyagalla	FGS/FGS1	1,180.00	
Great Western	FGS/FGS1	1,180.00	
<b>Forest Creek</b>	<b>FGS/FGS1</b>	<b>1,160.00</b>	@
Gientilt	FGS/FGS1	1,160.00	
Adisham	FGS/FGS1	1,160.00	
Vellai Oya	FGS/FGS1	1,160.00	
Campion	FGS/FGS1	1,160.00	
Bridwell	FGS/FGS1	1,160.00	
Hollywood	FGS/FGS1	1,160.00	
Norwood	FGS/FGS1	1,160.00	
Liyonta CTC	PF	1,180.00	
<b>Strathdon CTC</b>	<b>PF</b>	<b>1,100.00</b>	@
Liyonta CTC	PF	1,100.00	
Sanasa	BM	1,080.00	
Chandrika Estate	BP	1,460.00	
<b>Suwishka</b>	<b>BP</b>	<b>1,440.00</b>	@
Chandrika Estate	BOP1A	1,480.00	
Chandrika Estate	BOP1A	1,440.00	
<b>Aldora</b>	<b>BOP1A</b>	<b>1,420.00</b>	@

DENOTES - CEYLON TEA BROKERS PLC (@) / ALL TIME RECORD PRICE [\*] / EQUAL ALL TIME [\*]

## Future Sales Information (Sale No.32 of 13th / 14th August 2024)

EX EST	H/M-OFF GR & DUST	LEAFY/ SEMI LEAFY/ TIPPY/PREM & BOP1A
JK	Mercantile Produce Brokers (Pvt) Ltd	<b>Ceylon Tea Brokers PLC</b>
FW	Forbes & Walker Tea Brokers (Pvt) Ltd	Lanka Commodity Brokers
EB	Bartleet Produce Marketing (Pvt) Ltd	Eastern Brokers Ltd
BC	Lanka Commodity Brokers	John Keells PLC
MB	<b>Ceylon Tea Brokers PLC</b>	Forbes & Walker Tea Brokers (Pvt) Ltd
AS	Eastern Brokers Ltd	Mercantile Produce Brokers (Pvt) Ltd
LC	John Keells PLC	Bartleet Produce Marketing (Pvt) Ltd
CTB	Asia Siyaka Commodities PLC	Asia Siyaka Commodities PLC

Buyers Prompt: 20.08.2024

Sellers Prompt: 21.08.2024

## Awaiting Sale – Catalogue Details

	SALE OF 13TH/ 14TH AUG 2024		SALE OF 20TH/ 21ST AUG 2024	
	LOTS	QTY(KGS)	LOTS	QTY(KGS)
Ex-estate	821	831,088	831	828,118
High And Medium	1,896	819,406	1,789	783,076
Low Grown (Leafy)	1,939	715,016	1,801	662,537
Low Grown (Semi Leafy)	1,491	632,962	1,572	678,755
Low Grown (Tippy)	1,947	937,212	2,137	1,048,930
Off Grades+BOP1A	2,270	1,143,755	2,306	1,166,345
Dusts	559	492,852	616	551,846
Premium Flowery	416	61,421	495	76,850
Total	<b>11,339</b>	<b>5,633,712</b>	11,547	5,796,457
MAIN SALE & EX ESTATE CLOSED ON	25TH JULY 2024		01ST AUGUST 2024	

---

### SALE NO. 34 – 27TH / 28TH AUGUST 2024

*Ex-Estate catalogue and Main Sale catalogues are scheduled to be closed on the 08th August 2024*

### SALE NO. 35 – 03RD / 04TH SEPTEMBER 2024

*Ex-Estate catalogue and Main Sale catalogues are scheduled to be closed on the 15th August 2024*

### SALE NO. 36 – 09TH / 10TH SEPTEMBER 2024

*Ex-Estate catalogue and Main Sale catalogues are scheduled to be closed on the 23rd August 2024*

---

## Elevation Wise – Statistics – Colombo Auction Averages

Elevation	LAST WEEK	WEEK BEFORE LAST	LAST YEAR	YEAR BEFORE
	(RS)	(RS)	(RS)	(RS)
	Sale- 30.07.2024	Sale- 22.07.2024	Corres 2023	Corres 2022
Uva High	1078.81	1097.52	859.32	1328.92
Western High	1200.79	1195.40	869.67	1450.78
CTC High	1062.12	1046.07	786.36	1388.58
Total High Grown	1161.84	1164.96	865.54	1399.44
Uva Medium	1095.84	1117.81	954.37	1379.84
Western Medium	1007.25	1018.66	838.52	1183.01
CTC Medium	969.11	970.17	733.77	1096.74
Total Medium Grown	1036.69	1053.50	878.76	1246.59
Orthodox Low	1310.34	1324.58	1127.14	1554.88
CTC Low	966.10	920.68	895.85	1482.39
Total Low Grown	1288.97	1302.96	1113.38	1547.56
TOTAL	1214.07	1228.14	1021.92	1472.83

Elevation	LAST WEEK	WEEK BEFORE LAST	LAST YEAR	YEAR BEFORE
	(\$)	(\$)	(\$)	(\$)
	Sale- 30.07.2024	Sale- 22.07.2024	Corres 2023	Corres 2022
Uva High	3.56	3.61	2.61	3.68
Western High	3.96	3.94	2.64	4.02
CTC High	3.51	3.44	2.39	3.85
Total High Grown	3.84	3.84	2.63	3.88
Uva Medium	3.62	3.68	2.90	3.82
Western Medium	3.33	3.35	2.55	3.28
CTC Medium	3.20	3.19	2.23	3.04
Total Medium Grown	3.42	3.47	2.67	3.45
Orthodox Low	4.33	4.36	3.42	4.31
CTC Low	3.19	3.03	2.72	4.11
Total Low Grown	4.26	4.29	3.38	4.29
Weekly Total (USD)	4.01	4.04	3.10	4.08
Exchange Rate (LKR)	302.89	303.70	329.36	361.00

Elevation	TODATE	TODATE	TODATE	TODATE	TODATE	TODATE
	2022	2023	2024	2022	2023	2024
	(RS)	(RS)	(RS)	(\$)	(\$)	(\$)
Uva High	970.70	998.75	1111.48	3.29	3.02	3.63
Western High	953.63	1152.39	1195.17	3.23	3.48	3.90
CTC High	829.26	1041.89	1115.95	2.81	3.15	3.64
Total High Grown	959.23	1104.46	1168.37	3.25	3.34	3.81
Uva Medium	1041.35	1032.28	1150.69	3.53	3.12	3.76
Western Medium	865.89	1005.14	1079.93	2.94	3.04	3.53
CTC Medium	718.88	940.94	980.73	2.44	2.84	3.20
Total Medium Grown	921.24	1013.85	1103.71	3.12	3.06	3.60
Orthodox Low	1239.01	1293.40	1391.21	4.20	3.91	4.54
CTC Low	831.09	959.25	1009.63	2.82	2.90	3.30
Total Low Grown	1211.49	1275.03	1366.18	4.11	3.85	4.46
TOTAL	1108.58	1194.30	1278.59	3.76	3.61	4.17
Cumulative Sale Averages – 1 USD = Rs. (Monthly Weighted Average)				294.86	330.85	306.35

## World Tea Production (In Million Kilos)

Country	Month	Month		To-date		Diff (+/-)
		2023	2024	2023	2024	2023 vs 2024
Sri Lanka	Jun	23.1	23	134.7	127.4	-7.3
North India	Jun	116.8	117.6	353.8	305.9	-47.9
South India	Jun	28.4	24.8	113.4	100	-13.4
Bangladesh	May	8.2	4.8	13.7	11.5	-2.2
Malawi	May	3.9	4.4	28.9	31.3	2.4
Kenya	Apr	49.5	53.8	167.6	222.6	55

## Sri Lanka Tea Sale Averages - Sub Elevation Wise – Month of July 2024

### CEYLON TEA BROKERS PLC

Level 7, Millenium House, No.46/58, Nawam Mawatha, Colombo 2.  
Tel:011-4607777 Fax: 011-4607788  
Email: general@ceylonteabrokers.com; Web: www.ceylonteabrokers.com



#### Sri Lanka Tea Sale Averages - Sub Elevation Wise – Month of July 2024

(Excluding Black tea sales from refuse tea processing centres, Organic tea sales and Green tea sales)

##### Combined Averages (Orthodox & CTC)

ELEVATION	JULY 2024	JANUARY TO JULY – 2024
UVA HIGH	1,112.91	1,114.89
WESTERN HIGH	1,195.90	1,201.39
TOTAL HIGH GROWN	1,167.97	1,172.91
UVA MEDIUM	1,127.98	1,144.65
WESTERN MEDIUM	1,037.54	1,079.60
TOTAL MEDIUM GROWN	1,069.94	1,102.10
LOW GROWN	1,311.41	1,362.17
<b>TOTAL</b>	<b>1,236.49</b>	<b>1,275.46</b>

##### CTC Averages

ELEVATION	JULY 2024	JANUARY TO JULY - 2024
CTC HIGH	1,067.73	1,116.96
CTC MEDIUM	979.41	976.74
CTC LOW	941.86	1,010.05
<b>CTC TOTAL</b>	<b>977.87</b>	<b>1,023.38</b>

##### Orthodox Averages

ELEVATION	JULY 2024	JANUARY TO JULY - 2024
UVA HIGH	1,112.10	1,110.71
WESTERN HIGH	1,214.43	1,214.44
TOTAL HIGH GROWN	1,178.93	1,179.32
UVA MEDIUM	1,127.98	1,144.65
WESTERN MEDIUM	1,060.75	1,115.89
TOTAL MEDIUM GROWN	1,090.24	1,127.89
LOW GROWN	1,345.93	1,393.55
<b>TOTAL</b>	<b>1,267.34</b>	<b>1,304.10</b>

#### Sri Lanka Tea Sale Averages - Elevation Wise – Month of July 2024

(Including Black tea sales from refuse tea processing centers, Organic tea sales and Green tea sales)

ELEVATION	JULY				JANUARY TO JULY			
	2024		2023		2024		2023	
	LKR	USD	LKR	USD	LKR	USD	LKR	USD
HIGH GROWN	1,153.38	3.80	867.36	2.72	1,153.25	3.76	1115.14	3.39
MEDIUM GROWN	1,070.42	3.52	891.38	2.79	1,093.48	3.57	1029.81	3.13
LOW GROWN	1,299.84	4.28	1108.03	3.47	1,349.02	4.40	1189.98	4.05
<b>TOTAL</b>	<b>1,224.00</b>	<b>4.03</b>	<b>1011.44</b>	<b>3.17</b>	<b>1,258.70</b>	<b>4.11</b>	<b>1194.43</b>	<b>3.63</b>

(Source: SLTB / CBSL)

CEYLON TEA BROKERS PLC



**Sri Lanka Tea Sale Averages for the Month of July 2024** recorded Rs.1,224.00 (USD 4.03) vis-à-vis Rs.1,011.44 (USD 3.17) (+Rs.212.56) in 2023. High Growns for the month of July was Rs.1,153.38 as against Rs.867.36 (+Rs.286.02) in 2023. Medium Growns recorded Rs.1,070.42 vis-à-vis Rs.891.38 (+Rs.179.04) in 2023. Low Growns achieved Rs.1,299.84 vis-à-vis Rs.1,108.03 (+Rs.191.81) in 2023. Cumulative figure for January / July stood at Rs.1,258.70 vis-à-vis Rs.1,194.43 in 2023. High Growns recorded Rs.1,153.25 as against Rs.1,115.14 in 2023. Medium Grown was Rs.1,093.48 vis-à-vis Rs.1,029.81 in 2023. Low Growns recorded Rs.1,349.02 vis-à-vis Rs.1,189.98 in 2023. All three elevations recorded an increase in Rupee and Dollar value. The total CTC average for the month of July 2024 was Rs.977.87. CTC High Growns recorded Rs.1,067.73; CTC Medium Growns were at Rs.979.41 whilst Low Growns recorded Rs.941.86.

## Other Markets



### Mombasa Auction of 05th / 06th August 2024

---

*Fair general demand for the 221,140 packages (14,989,777.00 kilos) available with 53.94% neglected. The multiple reprint tea auction (M4) saw improved activity for the 68,160 packages (4,613,953.00 kilos) offered with 75.88% remaining unsold.*

#### **MARKETS**

*There was strong support from Pakistan Packers while Egyptian Packers, Bazaar and Afghanistan maintained interest. Yemen and other Middle Eastern countries showed more activity with UK active but selective. Sudan and South Sudan lent more support with some enquiry from Kazakhstan, other CIS states and Russia. Local Packers were less active while Iran were quiet. Somalia were more active at the lower end of the market.*

#### **LEAF GRADES (M2)**

**BP1:** *Best – Varied between mostly steady to irregularly easier by up to USC21 to dearer by up to USC25 for a few lines. Brighter – Were irregular ranging between firm to USC26 dearer to easier by a similar margin. Mediums – KTDA mediums were steady to USC6 dearer to easier by up to USC4 where sold while plantation mediums saw improved competition and advanced by up to USC24 with select teas dearer by USC37 but a few lines shed up to USC6. Lower Medium – Irregular varying between firm to USC27 above last levels with*

*select invoices dearer by USC37 to easier by up to USC18 with a few invoices discounted by USC36. Plainer – Ranged between firm to USC9 dearer with improved lines gaining USC32 to easier by USC9.*

**PF1:** *Best – Appreciated by up to USC23. Brighter – Were steady to dearer by up to USC22. Mediums – KTDA mediums were firm with a few lines irregular varying between USC14 dearer to easier by up to USC15. Plantation mediums were steady to USC16 dearer and select invoices appreciated by USC42. Lower Medium – Steady to USC16 above previous levels. Plainer – Saw some teas advance by up to USC14 while others shed up to USC9.*

### **DUST GRADES (M1)**

**PDUST:** *Best – Met irregular enquiry and ranged between firm to USC25 dearer to easier by up to USC11 with select invoices shedding USC32. Brighter – Were steady to USC15 above last levels. Mediums – KTDA mediums were mostly firm with a few lines dearer by up to USC4 but select teas lost USC20. Plantation mediums appreciated by up to USC16 but a few invoices eased by a similar margin. Lower Medium – Saw most teas easier by up to USC16 while others appreciated by up to USC11 and selected invoices gained USC23. Plainer – Varied between firm to USC24 dearer for most lines to easier by up to USC27.*

**DUST1:** *Plainer Best – Steady to USC20 above last rates. Brighter – Firm to dearer by up to USC7. Mediums – KTDA mediums were irregular varying between steady to USC6 dearer to easier by up to USC7. Plantation mediums advanced by up to USC30 but a few invoices lost up to USC20. Lower Medium – Irregular ranging between firm to USC8 dearer to easier by a similar margin. Plainer – Were easier by up to USC9 with selected invoices dearer by USC7 and USC24.*

### **SECONDARY GRADES (S1)**

*In the Secondary Catalogues, BPs gained while PFs were firm. Clean well sorted coloury Fannings sold at about previous rates with similar DUSTs dearer. Other Fannings were firm with DUSTs steady. BMFs were well absorbed.*

**(Courtesy - Africa Tea Brokers Limited)**

---

## Jakarta Auction of 01st August 2024

---

### **CTC LEAF**

**DEMAND:** Good demand and improved further with the progress of sale, especially on better medium and medium sorts.

**MARKET:** The total CTC leaf teas sold this week was 96.11% (1,725,855.26kgs) of the total offering of 1795628.76Kgs.

**BEST:** Larger broken grade was not on offer this week in this category. Medium broken continue to meet with good demand and sold dearer following quality and competition. Smaller broken teas continued to sell easier. Modest quantity of Fanning was on offer which sold irregularly.

**GOOD:** Larger broken sold firm to dearer by Rs. 3 to 7 especially at the lower end. Medium brokens were barely steady whilst the smaller broken grades appreciated by Rs. 3 to 4 on competition. Fannings sold substantially dearer following competition.

**BETTER MEDIUM:** Larger broken grades continue to sell at firm to dearer rates. Medium, smaller broken and fanning sold dearer by Rs. 2 to 4 especially with progress of the sale.

**MEDIUM:** Larger broken grades sold at steady prices. Remaining sorts sold dearer by Rs. 2 to 4 especially with the progress of the sale. Browner sorts met with less demand and sold barely steady.

**PLAINER:** Larger broken sold barely steady to easier by a rupee. Medium broken sold Rs. 2 to 5 dearer, especially at the top end of plainer sorts. Smaller broken sold firm to dearer by up to Rs. 2-3. Fanning grades settled at fully firm levels.

The Major blenders absorption was at 48.25% of the total CTC leaf sold.

### **ORTHODOX LEAF**

**DEMAND:** Good demand.

**MARKET:** The Well-made high grown whole leaf sold dearer following quality. Broken grade sold firm to dearer especially on the improved cleaner sorts. Fanning, sold at fully firm prices. Other whole leaf grades sold firm to dearer. Broken grades too saw a firm market. Fanning continues to sell steadily.

## **CTC DUST**

**DEMAND:** Improved demand.

**MARKET:** CTC dust offer this week was at 489,108.20Kgs of which 443,206.44kgs were sold (90.62%).

**BEST:** Bolder dusts sold at firm to dearer prices, others sold at irregularly around last levels.

**GOOD:** Bolder dusts sold at irregular prices following quality and competition at the top end, lower end settled at firm prices. Finer dusts sold easier.

**BETTER MEDIUM:** Improved demand and all sorts sold dearer by Rs. 2 to 5 or more especially on RD grade.

**MEDIUM:** All sorts sold firm to dearer by up to Rs 2-3.

**PLAINER:** This category of teas sold at barely steady prices.

## **ORTHODOX DUST**

**DEMAND:** Good demand.

**MARKET:** High grown primary sold at irregular prices following quality. The secondary teas met with improved demand and sold dearer on competition. Other category primary dust sold at firm prices. Secondary dust sold at barely steady prices.

*(Courtesy - J.Thomas & Co. Pvt. Ltd)*

---

## **Kolkata Auction of 06th / 07th August 2024**

---

Good demand. Good and best Assams sold so far are selling at levels which are irregular around last. Western India - Active , HUL - Active , TCPL - Some enquiry , Exporters - Some enquiry. Based on JT 's ( 1st session ) Catalogue.

*Courtesy - Associated Brokers Pvt. Ltd, Kolkata*

---



## Bangladesh /Malawi /Guwahati Auction

---

*The above market report details were not available at the time of printing this publication.*

---

