



## This week's Tea News



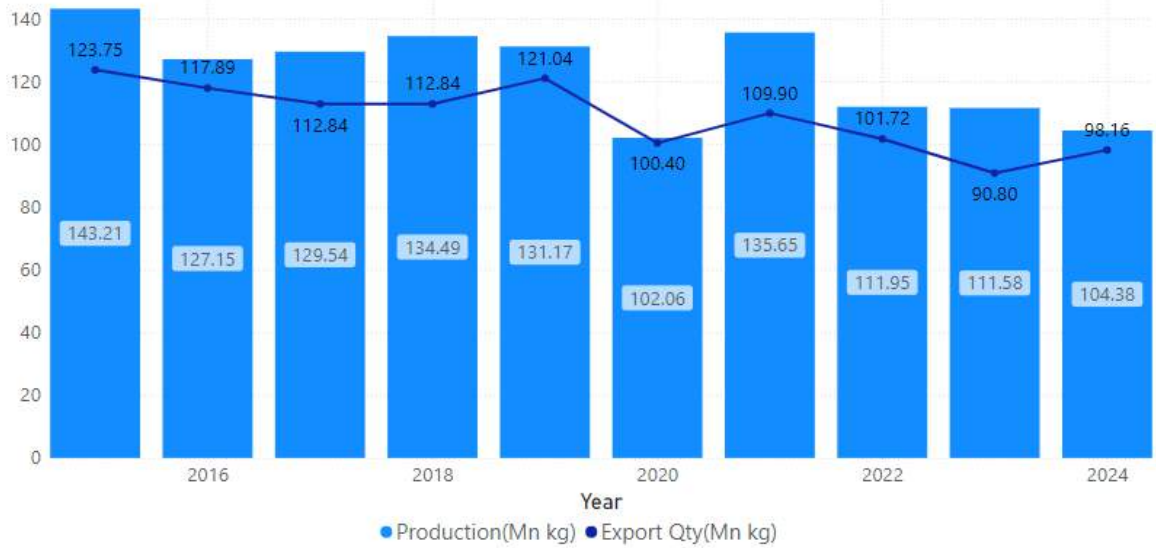
1 - *'Ceylon Tea' brand to be promoted internationally through new strategic plan: President*



2 - *The Best Tea for Bloating, According to Dietitians*

# Tea Statistics

**YEARLY SRI LANKAN TEA PRODUCTION VS EXPORTS QUANTITY (IN MN KG) – YTD JUNE - 2015-2024**

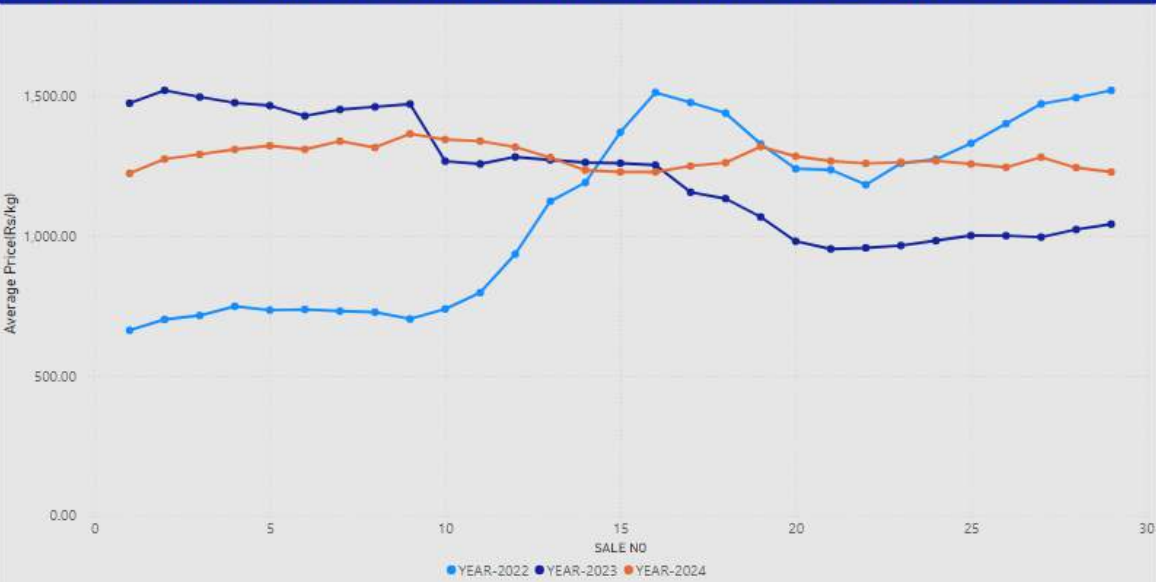


Source: SLTB, SL Customs - Statistical Division/CBSL

62%

Microsoft Power BI

**WEEKLY COMPARISON OF AVERAGE TEA PRICE (IN RS/KG) – UPTO SALE NO.29 - 2022-2024**



Source: MSL

62%

Microsoft Power BI

## Market movement at International Auction Centers this week



## Currency – As of 31st July 2024





	United States Dollars (USD)		European Community Euro (EUR)		United Kingdom pounds (GBP)	
	2024	Corresponding 2023	2024	Corresponding 2023	2024	Corresponding 2023
Sri Lankan Rupee	302.37	329.36	327.33	362.65	388.43	423.19

(Courtesy - Central Bank of Sri Lanka)

Indian Rupee	83.73	82.29	90.57	90.64	107.53	105.71
Kenyan Shilling	129.03	141.48	139.58	155.82	165.72	181.73
Bangladesh Taka	116.38	107.23	125.89	118.10	149.47	137.74
Indonesian Rupiah	16,314.00	15,097.20	17,647.00	16,628.40	20,952.10	19,392.90
Malawi Kwacha	1,726.22	1,045.91	1,867.26	1,151.99	2,216.98	1,343.51
Vietnam Dong	25,277.40	23,688.40	27,342.80	26,090.90	32,463.80	30,428.60

(Courtesy - Oanda Corporation)

**SRI LANKA RUPEE AGAINST US DOLLAR**  
TIME PERIOD 24/07/2024 TO 31/07/2024 (SPOT / BUYING RATE)

24/07/2024	303.87	25/07/2024	303.56	24/07/2024	303.62
29/07/2024	303.19	30/07/2024	302.88	31/07/2024	302.37



**CURRENCY**  
As of 31st July 2024  
**LKR/USD 302.37**

(www.cbsl.gov.lk)



**CRUDE OIL**  
As of 31st July 2024  
**USD 80.28**

(markets.businessinsider.com)

## Elevation Average - July (04th Week)

### HIGH

Rs.1,167.05    USD 3.86

### MEDIUM

Rs.1,078.35    USD 3.57

### LOW

Rs.1,317.78    USD 4.36

## TOTAL

Rs.1,241.66 USD 4.11

---

### Quantity Sold during the period 22nd - 27th July 2024

	2024		2023	
	WEEKLY	TODATE	WEEKLY	TODATE
Private Sales	145,855.25	3,727,717.30	85,268.85	2,918,428.26
Public Auction	4,920,948.00	138,173,859.00	5,025,762.00	143,029,985.50
Forward Contracts	65,400.00	1,147,420.00	70,920.00	1,789,008.00
Direct Sales	-	-	-	-
Total	5,132,203.25	143,048,996.30	5,181,950.85	147,737,421.76
BMF Excluded From Private Sale	12,000.00	1,326,649.00	89,026.00	1,489,408.00

### Tea Tech Tips




---

*Rolling room machinery and floors need to be absolutely clean. Pools of stale water, broke tiles and crevices will harbour bacteria causing fruitiness and other taints in finished teas.*

---

## Crop & Weather (For the period 23rd to 29th July 2024)



The Western planting districts reported showers whilst the Nuwara Eliya's experienced bright conditions. The Department of Meteorology forecasts showers and winds in both regions. The Uva/Udapussellawa's reported sunny weather with winds. The Low grown's experienced sunny mornings throughout the week. Rains are to be expected in the Low grown districts. The Western, Nuwara Eliya and Uva districts maintained their crop intakes whilst the Udapussellawa's reported a decline. Low grown regions recorded an increase.

## Weather Forecast (For the period 01st - 07th August 2024)

	Thu(01/08)	Fri(02/08)	Sat(03/08)	Sun(04/08)	Mon(05/08)	Tue(06/08)	Wed(07/08)
<b>GALLE</b>	31°/27°C 	31°/27°C 	31°/27°C 	32°/26°C 	30°/26°C 	31°/26°C 	30°/26°C 
<b>MATARA</b>	32°/25°C 	31°/25°C 	32°/26°C 	32°/25°C 	30°/25°C 	29°/26°C 	29°/26°C 
<b>RATNAPURA</b>	30°/23°C 	29°/23°C 	30°/23°C 	32°/25°C 	29°/24°C 	28°/24°C 	29°/24°C 
<b>HATTON/ TALAWAKELLE</b>	25°/19°C 	24°/19°C 	25°/19°C 	26°/19°C 	24°/20°C 	23°/20°C 	25°/19°C 

## Tea Sale Arrangements - Sale No. 36 09th / 10th of September 2024 (CTTA Circular No. 30 of 2024 dated July 29,2024)

---

*As recommended by the Colombo Brokers Association, the catalogue closure of Sale No.36, scheduled for the 09th/10th of September 2024, originally planned for the 22nd of August 2024, has been postponed to the 23rd of August 2024. This postponement is based on the one-day sale that will be held the following week, Sale No.37, on the 18th of September 2024, which will include offerings only from the 24th (Saturday) to the 29th (Thursday) of August 2024. The Poya holiday on the 19th will also complement the decision, as volumes will be manageable for Sale 36, even with the extended closure.*

---

### This Week's Market Movement at Colombo Tea Auction



## Order of Sale this week

EX EST	H/M-OFF GR & DUST	LEAFY/ SEMI LEAFY/ TIPPY/PREM & BOP1A
LC	John Keells PLC	Bartleet Produce Marketing (Pvt) Ltd
CTB	Asia Siyaka Commodities PLC	Asia Siyaka Commodities PLC
JK	Mercantile Produce Brokers (Pvt) Ltd	<b>Ceylon Tea Brokers PLC</b>
FW	Forbes & Walker Tea Brokers (Pvt) Ltd	Lanka Commodity Brokers
EB	Bartleet Produce Marketing (Pvt) Ltd	Eastern Brokers Ltd
BC	Lanka Commodity Brokers	John Keells PLC
MB	<b>Ceylon Tea Brokers PLC</b>	Forbes & Walker Tea Brokers (Pvt) Ltd
AS	Eastern Brokers Ltd	Mercantile Produce Brokers (Pvt) Ltd

CATALOGUE	LOTS	QTY (KGS)
Ex-estate	817	846,965
High And Medium	1,920	844,062
Low Grown (Leafy)	1,951	740,917
Low Grown (Semi Leafy)	1,596	688,587
Low Grown (Tippy)	1,969	962,308
Off Grades + BOP1A	2,159	1,128,499
Dusts	571	511,472
Premium Flowery	486	71,261
<b>TOTAL</b>	<b>11,469</b>	<b>5,794,071</b>

**Demand:** Ex-Estate met with improved demand whilst Low Grown met with lower demand.

Sale	Ex-Estate		Low Grown (Leafy/Tippy)		Total	
	Qty	Demand	Qty	Demand	Qty	Demand
30	0.85 MKgs	Improved	2.4 Mkgs	Lower	5.8 Kgs	Lower

WESTERN					LEAFY / SEMI LEAFY				
	SELECT BEST	BEST	BELOW BEST	PLAINER		SELECT BEST	BEST	BELOW BEST	OTHERS
BOP	40	30	50	Firm	OP1	-70	-40	-40	-40
BOPF	20	20	Firm	Firm	BOP1	60	40	40	40
					OP / OPA			-20	
BOP	Unsold	20	80		PEK			-10	
BOPF	Unsold	40	20		PEK1			-10	

SMALL LEAF / TIPPY				
	SELECT BEST	BEST	BELOW BEST	OTHERS
BP1	-50	-50	Unsold	
PF1	-50	-40	40	

HIGH & MEDIUM					PREMIUM FLOWERY				
	SELECT BEST	BEST	BELOW BEST	OTHERS		FBOPFEXSP		FBOPFSP	
BOP1	-50	-100	-100	-50	SELECT BEST		1000-2000		1000-1500
OP1	-100	-100	-150	-100	BEST		500-1000		-1000
FBOP	-50	-150	-150	-100	BELOW BEST		200-400		-500
FBOPF1	-50	-50	-100	-50	OTHERS		-200		-200
PEK	-50	Firm	Firm	-50					
PEK1	-50	-50	-50	-50					
OP/OPA	-50	-20	-20	-50					





## High Grown Teas



### **BOP**

*Best Western's Select best teas were dearer by Rs.40-60/- per kg. In the Below Best category, a few selected invoices moved up by Rs.50-80/- per kg whilst all others gained to a lesser extent. Teas at the lower end held*

*firm. Nuwara Eliya's were mostly unsold. Uda Pussellawa's better sorts gained by Rs.20-40/- per kg whilst others remained unchanged. Uva's appreciated by Rs.80-100/- per kg.*

## **BOPF**

*Best Western's a few selected invoices gained by Rs.20-40/- per kg, whilst others remained firm. Below Best were firm to lower by Rs.20-40/- per kg. Teas at the lower end held firm. Nuwara Eliya's were mostly unsold. Uda Pussellawa's remained unchanged. Uva's better varieties maintained whilst others were irregularly dearer.*

---

## **Medium Grown Teas**



---

**BOP1** - *In general, lower by Rs. 50-100/- per kg.*

**OP1** - *Select best and best were lower by Rs.100/- per kg whilst the below best dropped by Rs.150/- per kg. Others eased by Rs.100/- per kg.*

**OP/OPA** - *Select best dropped by Rs.50/- per kg. Best and below best declined by Rs.20/- per kg. Others lost by Rs. 50/- per kg.*

**PEK** - *Select best declined by Rs.50/- per kg. Best and below best held firm whilst others dropped by Rs.50/- per kg.*

**PEK1** - *In general, lower by Rs.50/- per kg.*



**FBOP** - Select best dropped by Rs.50/- per kg. Best and below best eased by Rs.150/- per kg whilst others declined by Rs.100/- per kg

**FBOPF1** - Select best and best dropped by Rs.50/- per kg. Below best eased by Rs.100/- per kg whilst Others declined by Rs.50/- per kg.

---

## CTC Teas



---

### **HIGH**

**BP1** – Significantly declined and mostly unsold.

**PF1** - Lost by Rs.20-40/- per kg and more towards the closure.

### **MEDIUM**

**BP1** – Significantly declined and mostly unsold.

**PF1** - Lost by Rs.20-40/- per kg.

**LOW**

**BP1** - Mostly unsold.

**PF1** – Appreciated by Rs.20-40/- per kg.

---

QUOTATIONS-HIGH GROWNS	BOP		BOPF	
Best Westerns	1,380	1,480	1,340	1,550
Below Best Westerns	1,280	1,360	1,240	1,320
Plainer Westerns	1,100	1,220	1,080	1,220
Nuwara Eliyas	N/A		N/A	
Udapussellawas	1,060	1,260	1,040	1,200
Best Uvas	1,280	1,380	1,220	1,280
Other Uvas	1,040	1,120	1,000	1,180
Good Mediums	1,200	1,900	1,220	1,280
Poor Mediums	700	1,080	720	1,080
QUOTATIONS – UNORTHODOX	BP1		PF1	
(CTC) CTC (High & Medium)	N/A		1,000	1,200
<b>CTC (Low)</b>	1,100		1,200	1,460

## Low Grown Teas





---

**BOP1** - Select best and best were easier, whilst best were firm, below best and poorer sorts were lower.

**OP1** - Select best and best were firm. Below best were irregularly lower. Poorer sorts declined.

**OP** - Select best were firm to lower, whilst best, below best and poorer sorts declined.

**OPA** - Select best were firm to lower whilst best, below best and poorer sorts were lower.

**PEKOE/PEKOE1** - Select best and best PEK's were firm whilst below best and poorer sorts were firm to dearer. Select best PEK1's were firm to lower whilst best and below best were firm.

**FBOP/FBOP1** - Select best were firm to lower, whilst below best and others were lower to last.

**BOP** - Select best and best were firm, whilst below best and others were lower.

**BOPF** - All-round firm.

**FBOPF/FBOPF1** - All round FBOPF's were lower. Select best FBOPF1's were marginally lower to last whilst all others were lower.

---

QUOTATIONS	SELECT BEST	BEST	BELOW BEST	OTHER
BOP1	2,350-3,100	1,800-2,200	1,300-1,550	900-1,200
OP1	2,250-3,200	1,800-2,200	1,500-1,700	750-1,200
OP	1,500-1,800	1,360-1,450	1,100-1,300	750-1,000
OPA	1,600-2,100	1,300-1,500	1,100-1,250	750-1,000
PEKOE	1,700-2,200	1,400-1,550	1,250-1,400	850-1,100
PEKOE1	1,700-2,050	1,450-1,650	1,350-1,450	850-1,200
FBOP1	1,600-2,250	1,300-1,500	1,000-1,200	Below 900
FBOP	2,000-2,450	1,750-1,950	1,400-1,700	Below 1,300
BOP	1,800-2,300	1,500-1,700	1,300-1,450	Below 1,100
BOPF	1,000-1,950	850-950	750-820	Below 720
FBOPF1	1,750-2,100	1,550-1,700	1,300-1,500	Below 1,200
FBOPF	1,600-2,050	1,300-1,500	1,000-1,250	Below 900
FFSP/FFEXSP/FFEXSP1	3,850-6,350	2,000-2,800	1,500-1,900	Below 1,200

## Off Grades



---

**FGS/FGS1** - High grown maintained. Medium and Low Grown were firm to Rs.10-20/- per kg dearer. CTC's were firm to Rs. 10/- per kg dearer.

**BM** - Cleaner varieties were firm to Rs.10-20/- per kg dearer. Below best and Bottom were firm.

**BP** - In general advanced by Rs. 20-40/- per kg.

**BOP1A** - Select best were firm whilst all others firm to dearer by Rs.10-20/- per kg.

---

	HIGH		MEDIUM		LOW	
FNGS	630	1,240	690	1,200	630	1,060
P.FGS (CTC)	810	890	770	1,040	770	1,100
BP	800	1,080	820	1,180	650	1,500
BM	640	940	720	940	700	1,300
BOP1A	740	830	690	1,160	620	1,460

## DUST Grades



---

**DUST1** - Best and below best were lower by Rs. 30-60/- per kg. CTC's lost by Rs. 20-40/- per kg. Best low grown were firm on last. Below best low grown were irregular.

**DUST** - Cleaner secondaries and Low Grown were lower by Rs. 40-60/- per kg.

---

	HIGH		MEDIUM		LOW	
PRIMARY DUSTS	1,200	1,500	900	1,140	900	1,200
SECONDARY DUSTS	850	1,150	750	880	720	880
PDUST (CTC)	1,020	1,180	1,080	1,220	1,100	1,260



# Top Prices - Sale No.30 of 30th & 31st July 2024

TOP PRICES - SALE NO. 30 OF 30TH/ 31ST JULY 2024			
<b>WESTERN MEDIUM</b>			
Harangalla	BOP	1,900.00	
Doombagastalawa	BOPSp	1,700.00	
Hatale	BOPSp	1,700.00	
Vellai Oya	BOPF/BOPFSP	1,280.00	
Harangalla	BOP1	2,000.00	
Hatale	FBOP/FBOP1	1,950.00	
Craighead	FBOPF/FBOPF1	1,850.00	
Dartry Valley	OP/OPA	1,400.00	
Ancoombra	OP1	1,700.00	
Harangalla	PEK1	1,800.00	
Dartry Valley	PEK1	1,800.00	
Uplands	PEK1	1,800.00	
Harangalla	PEK	1,500.00	@
Dartry Valley	PEK	1,500.00	
Dehiwatte Super	PEK	1,500.00	
<b>WESTERN HIGH</b>			
Ingestre	BOP	1,480.00	
Somerset	BOP	1,480.00	
Bambrakelly	BOPSp	1,650.00	
Alton	BOPF/BOPFSP	1,550.00	
Torrington	BOP1	1,650.00	
Bogahawatte	FBOP/FBOP1	1,750.00	
<b>Frotoft Super</b>	<b>FBOP/FBOP1</b>	<b>1,700.00</b>	@
Bambrakelly	FBOP/FBOP1	1,700.00	
Bambrakelly	FBOPF/FBOPF1	1,850.00	
<b>Weddemulla</b>	<b>FBOPF/FBOPF1</b>	<b>1,700.00</b>	@
Glenloch	FBOPF/FBOPF1	1,700.00	
Inverness	OP	1,200.00	
Bambrakelly	OP	1,200.00	
<b>Frotoft Super</b>	<b>OPA</b>	<b>1,160.00</b>	@
Bambrakelly	OPA	1,160.00	
<b>Frotoft Super</b>	<b>OP1</b>	<b>1,440.00</b>	@
Bambrakelly	OP1	1,440.00	
Somerset	PEK/PEK1	1,650.00	
<b>NUWARA ELIYA</b>			
Court Lodge	BOP	1,120.00	
Court Lodge	BOPF/BOPFSP	1,000.00	
Kenmare	BOPF/BOPFSP	1,000.00	
Kenmare	FBOP/FBOP1	1,440.00	
Court Lodge	PEK/PEK1	1,320.00	
<b>UDA PUSSELLAWAS</b>			
Luckyland	BOP	1,260.00	
Luckyland	BOPSp	1,220.00	
Kirklees	BOPF/BOPFSP	1,200.00	
Delmar	BOP1	1,480.00	
Blairlmond	FBOP	1,600.00	
<b>Gonapitiya</b>	<b>FBOP</b>	<b>1,300.00</b>	@
<b>Alma</b>	<b>FBOP1</b>	<b>1,280.00</b>	@
<b>Alma</b>	<b>FBOPF/FBOPF1</b>	<b>1,750.00</b>	@
Blairlmond	OP/OPA	1,120.00	
Delmar	OP1	1,200.00	
<b>Alma</b>	<b>OP1</b>	<b>1,100.00</b>	@
<b>Alma</b>	<b>PEK1</b>	<b>1,700.00</b>	@
<b>Alma</b>	<b>PEK</b>	<b>1,460.00</b>	@
Blairlmond	PEK	1,460.00	
<b>UVA MEDIUM</b>			
Halpewatte Uva	BOP	1,750.00	
Blossoms Uva Tea	BOPSp	1,600.00	
Dickwella	BOPF/BOPFSP	1,600.00	
Demodera 'S'	BOP1	2,050.00	
<b>Ury</b>	<b>BOP1</b>	<b>1,900.00</b>	@
Aruna Passara	FBOP/FBOP1	1,850.00	
Halpewatte Uva	FBOPF/FBOPF1	1,750.00	
Aruna Passara	OP/OPA	1,220.00	
Misty-Uva	OP/OPA	1,220.00	
Telbedde	OP1	1,750.00	
<b>Ury</b>	<b>OP1</b>	<b>1,700.00</b>	@
Shawlands	OP1	1,700.00	
Aruna Passara	PEK/PEK1	1,650.00	
Halpewatte Uva	PEK/PEK1	1,650.00	
Glen Alpin	PEK/PEK1	1,650.00	
Aruna Keppetipola	PEK/PEK1	1,650.00	
<b>UVA HIGH</b>			
Glenanore	BOP	1,650.00	
<b>Ranaye</b>	<b>BOPSp</b>	<b>1,600.00</b>	@
Battawatte	BOPF/BOPFSP	1,380.00	
Craig	BOP1	1,550.00	
Gonamotawa	FBOP/FBOP1	1,800.00	
Oodoowerre	FBOPF/FBOPF1	1,700.00	
Spring Valley	FBOPF/FBOPF1	1,700.00	
Aislaby	FBOPF/FBOPF1	1,700.00	
Gonamotawa	OP	1,200.00	
<b>Ranays</b>	<b>OPA</b>	<b>1,140.00</b>	@
Gonamotawa	OPA	1,140.00	
<b>Ranaya</b>	<b>OP1</b>	<b>1,550.00</b>	@
<b>Mount Uva</b>	<b>OP1</b>	<b>1,500.00</b>	@
Battawatte	PEK/PEK1	1,650.00	
Nayabedde	PEK/PEK1	1,650.00	
<b>UNORTHODOX HIGH</b>			
Ulgedara CTC	PF1	1,200.00	@
Ulgedara CTC	BPS	1,020.00	@
<b>UNORTHODOX MEDIUM</b>			
New Peacock CTC	PF1	1,180.00	
Ancoombra CTC	BP1	800.00	
<b>Park Side CTC</b>	<b>BPS</b>	<b>700.00</b>	@
<b>UNORTHODOX LOW</b>			
Hingalgoda CTC	PF1	1,460.00	
Suduwelipothahena CTC	BP1	1,100.00	

DNOTES - CFYION TFA BROKERS PLC (@) / ALL TIME RECORD PRICE (\*\*\*) / EQUAL ALL TIME (\*\*)





## Future Sales Information (Sale No.31 of 06th / 07th August 2024)

EX EST	H/M-OFF GR & DUST	LEAFY/ SEMI LEAFY/ TIPPY/PREM & BOP1A
CTB	Asia Siyaka Commodities PLC	Asia Siyaka Commodities PLC
JK	Mercantile Produce Brokers (Pvt) Ltd	<b>Ceylon Tea Brokers PLC</b>
FW	Forbes & Walker Tea Brokers (Pvt) Ltd	Lanka Commodity Brokers
EB	Bartleet Produce Marketing (Pvt) Ltd	Eastern Brokers Ltd
BC	Lanka Commodity Brokers	John Keells PLC
MB	<b>Ceylon Tea Brokers PLC</b>	Forbes & Walker Tea Brokers (Pvt) Ltd
AS	Eastern Brokers Ltd	Mercantile Produce Brokers (Pvt) Ltd
LC	John Keells PLC	Bartleet Produce Marketing (Pvt) Ltd

**Buyers Prompt: 13.08.2024**

**Sellers Prompt: 14.08.2024**

## Awaiting Sale – Catalogue Details

---

### **SALE NO. 33 – 20TH / 21ST AUGUST 2024**

*Ex-Estate catalogue and Main Sale catalogues are scheduled to be closed on the 01st August 2024*

### **SALE NO. 34 – 27TH / 28TH AUGUST 2024**

*Ex-Estate catalogue and Main Sale catalogues are scheduled to be closed on the 08th August 2024*

### **SALE NO. 35 – 03RD / 04TH SEPTEMBER 2024**

*Ex-Estate catalogue and Main Sale catalogues are scheduled to be closed on the 15th August 2024*

---

## Elevation Wise – Statistics – Colombo Auction Averages

Elevation	LAST WEEK	WEEK BEFORE LAST	LAST YEAR	YEAR BEFORE
	(RS)	(RS)	(RS)	(RS)
	Sale- 22.07.2024	Sale- 15.07.2024	Corres 2023	Corres 2022
Uva High	1097.52	1094.17	834.81	1231.56
Western High	1195.40	1194.48	856.50	1363.61
CTC High	1046.07	1071.14	821.19	1256.14
Total High Grown	1164.96	1161.20	848.24	1305.19
Uva Medium	1117.81	1117.99	950.89	1305.23
Western Medium	1018.66	1049.48	863.83	1155.94
CTC Medium	970.17	1005.36	740.68	998.94
Total Medium Grown	1053.50	1072.54	894.10	1202.84
Orthodox Low	1324.58	1353.34	1174.61	1678.17
CTC Low	920.68	948.53	924.84	1478.08
Total Low Grown	1302.96	1328.30	1162.05	1661.73
<b>TOTAL</b>	<b>1228.14</b>	<b>1243.74</b>	<b>1041.93</b>	<b>1519.68</b>

Elevation	LAST WEEK	WEEK BEFORE LAST	LAST YEAR	YEAR BEFORE
	(\$)	(\$)	(\$)	(\$)
	Sale- 22.07.2024	Sale- 15.07.2024	Corres 2023	Corres 2022
Uva High	3.61	3.62	2.55	3.41
Western High	3.94	3.95	2.62	3.77
CTC High	3.44	3.54	2.51	3.48
Total High Grown	3.84	3.84	2.60	3.61
Uva Medium	3.68	3.70	2.91	3.61
Western Medium	3.35	3.47	2.64	3.20
CTC Medium	3.19	3.33	2.27	2.76
Total Medium Grown	3.47	3.55	2.74	3.33
Orthodox Low	4.36	4.48	3.59	4.64
CTC Low	3.03	3.14	2.83	4.09
Total Low Grown	4.29	4.40	3.56	4.60
<b>Weekly Total (USD)</b>	<b>4.04</b>	<b>4.12</b>	<b>3.19</b>	<b>4.21</b>
<b>Exchange Rate (LKR)</b>	<b>303.70</b>	<b>302.19</b>	<b>326.75</b>	<b>361.30</b>

Elevation	TODATE	TODATE	TODATE	TODATE	TODATE	TODATE
	2022	2023	2024	2022	2023	2024
	(RS)	(RS)	(RS)	(\$)	(\$)	(\$)
Uva High	959.34	1005.07	1112.65	3.25	3.04	3.63
Western High	943.18	1161.01	1194.97	3.20	3.51	3.90
CTC High	813.82	1050.34	1117.46	2.76	3.17	3.65
Total High Grown	948.44	1112.84	1168.61	3.22	3.36	3.81
Uva Medium	1030.60	1035.47	1152.81	3.50	3.13	3.76
Western Medium	856.17	1011.19	1082.79	2.90	3.06	3.53
CTC Medium	711.05	948.39	981.23	2.41	2.87	3.20
Total Medium Grown	911.15	1018.96	1106.33	3.09	3.08	3.61
Orthodox Low	1228.18	1299.54	1394.05	4.17	3.93	4.55
CTC Low	808.07	961.49	1011.24	2.74	2.91	3.30
Total Low Grown	1199.86	1281.02	1368.89	4.07	3.87	4.47
<b>TOTAL</b>	<b>1096.97</b>	<b>1200.63</b>	<b>1280.91</b>	<b>3.72</b>	<b>3.63</b>	<b>4.18</b>
<b>Cumulative Sale Averages – 1 USD = Rs. (Monthly Weighted Average)</b>				<b>294.86</b>	<b>330.85</b>	<b>306.36</b>

## World Tea Production (In Million Kilos)

Country	Month	Month		To-date		Diff (+/-)
		2023	2024	2023	2024	2023 vs 2024
Sri Lanka	Jun	23.1	23	134.7	127.4	-7.3
North India	Jun	116.8	117.6	353.8	305.9	-47.9
South India	Jun	28.4	24.8	113.4	100	-13.4
Bangladesh	May	8.2	4.8	13.7	11.5	-2.2
Malawi	May	3.9	4.4	28.9	31.3	2.4
Kenya	Apr	49.5	53.8	167.6	222.6	55

## Other Markets



## Mombasa Auction of 29th / 30th July 2024

---

*Improved general demand for the 221,720 packages (14,969,520.00 kilos) packages in the market; 51.72% remained unsold.*



*Pakistan Packers lent strong support with more activity from Egyptian Packers and Bazaar. There was improved enquiry from Kazakhstan and other CIS states while UK, Afghanistan, Yemen and other Middle Eastern countries maintained interest. Russia were active with Sudan and South Sudan maintaining support. Local Packers reduced enquiry while Iran were absent. Somalia maintained support at the lower end of the market.*

## **LEAF GRADES (M2)**

**BP1:** Best – Were mainly dearer by up to USC38 but some teas lost up to USC10 with select lines discounted by USC44. Brighter – Steady to USC41 above last levels. Mediums – KTDA mediums were firm at previous prices with some teas remaining unsold while plantation mediums started at steady levels and appreciated by up to USC46 as the sale progressed. Lower Medium – Met irregular interest and varied between firm to USC34 dearer to easier by up to USC26. Plainer – Steady to USC13 below previous prices.

**PF1:** Best – Improved competition and gained up to USC27. Brighter – Firm to USC19 dearer. Mediums – KTDA mediums were steady with a few lines irregular ranging between USC8 dearer to easier by USC10 with plantation mediums firm to USC19 dearer. Lower Medium – Mostly dearer by up to USC26 but a few invoices lost up to USC13. Plainer – Appreciated by up to USC14.

## **DUST GRADES (M1)**

**PDUST:** Best – Most were steady to USC16 dearer but some lines shed up to USC7. Brighter – Varied between firm to USC10 above last levels to easier by up to USC5. Mediums – KTDA mediums held value with selected invoices advancing by up to USC16 but a number of lines were neglected. Plantation mediums met good competition and advanced by up to USC20, a few teas however lost up to USC14. Lower Medium – Appreciated by up to USC20. Plainer – Were irregular ranging between firm to USC20 dearer to easier by up to USC16.

**DUST1:** Best – Irregular varying between firm to USC5 dearer to easier by up to USC15. Brighter – Steady to USC6 dearer to USC10 below previous prices. Mediums – KTDA mediums were firm to USC5 dearer while plantation mediums were irregularly easier by up to USC22. Lower Medium – Ranged between USC12 dearer to easier by up to USC19. Plainer – Saw some teas gain up to USC10 while others lost up to USC9.

## **SECONDARY GRADES (S1)**

*In the Secondary Catalogues, BPs were firm with PFs steady. Clean well sorted coloury Fannings held value while similar DUSTs tended easier. Other Fannings sold at previous rates with DUSTs firm but some lines appreciated. BMFs were readily absorbed.*

*(Courtesy - Africa Tea Brokers Limited)*

---

## **Bangladesh Auction of 29th July 2024**

---

**CTC LEAF** : 52,879 packages of tea on offer met with a fairly good demand but at easier rates.

**BROKENS**: Well made good liquoring Brokens met with a fairly good demand at slightly easier rates. Medium types were a good market at easier rates. Plainer types met with fair demand and here again prices were easier with fair withdrawals. BLF teas met with less demand and withdrawals were heavy.

**FANNINGS**: Well made good liquoring Fannings met with a fairly good demand at easier rates following quality. Medium sorts were a fairly good market but were slightly easier. Plainer types met with fair demand and here again prices were easier with fair withdrawals. BLF teas met with less demand and withdrawals were heavy.

**DUST**: 11, 850 packages of tea on offer met with a fairly good demand. Good liquoring Dusts sold well at barely steady levels. Mediums met with fair demand but sold at a drop of Tk.5/- to Tk.8/- closely following quality. Plain/BLF Dusts also sold at easier levels with fair withdrawals. Blenders lent strong support with fair interest from the Loose tea buyers.

**COMMENTS**: This sale took place after a gap of one week where offerings were higher. Blenders were more active particularly for the Medium varieties which were absorbed quite readily whilst Loose tea buyers lent more support this week. As a result, withdrawals were less.

Dusts were an easier market. Our Catalogue: (Sale 12) Avg : Tk 210.16, Sold 75.61% , (Sale 11) Avg : Tk 219.62, Sold 67.79%.

*(Courtesy - National Brokers Limited)*

---

## Jakarta Auction of 25th July 2024

---

### **CTC LEAF**

**DEMAND:** Good Demand.

**MARKET:** The total CTC leaf teas sold this week was 90.18% (1,780,456.70kgs) of the total offering of 1,974,286.43kgs.

**BEST:** Limited weight of larger broken on offer sold irregularly easier. Medium broken grades saw a better enquiry and prices moved up by up to Rs. 8, whilst smaller broken teas sold easier by Rs. 3 to 7. Very limited Fanning was on offer which sold at a firm price.

**GOOD:** Larger broken sold firm to dearer Rs. 1 to 7 especially at the lower end. All the other sorts saw dearer prices irregularly in competition.

**BETTER MEDIUM:** Larger broken sold firm to dearer. Medium, smaller broken and fanning at the lower end continue to sell at firm prices whilst at the top continue to increase in prices substantially.

**MEDIUM:** Larger broken at the top end sold firm, whilst the lower end saw prices moving up by Rs. 5 to 7. Remaining sorts sold at barely steady prices. However, larger percentage fanning, especially browner sorts remained unsold.

**PLAIN:** Larger broken sold Rs. 2 to 7 dearer with exporters being active. Medium broken sold barely steady. Smaller broken and fanning sold easier by Rs. 3 to 5 with browner sorts facing withdrawals.

The Major blender's absorption was at 45.75% of the total CTC leaf sold.

## **ORTHODOX LEAF**

**DEMAND:** Good but selective demand.

**MARKET:** The high grown whole leaf sold irregularly easier following quality. Broken grade continued to decline in prices following quality barring few invoices at the top end fetched dearer prices. Fanning sold firm to dearer. Other whole leaves sold easier by up to Rs.3. Broken grades too saw an easier market following quality. Fanning sold steadily.

## **CTC DUST**

**DEMAND:** Marginally improved demand.

**MARKET:** CTC dust offer this week was at 615,412.60kgs of which 509,802.54kgs were sold (82.84%).

**BEST:** All grades saw a good demand but at firm to dearer prices, select invoices of the finer dusts at lower end appreciated following quality.



**GOOD:** All sorts sold at irregularly dearer prices following quality and competition.

**BETTER MEDIUM:** Improved demand and all sorts sold dearer by Rs. 2 to 5 or more especially on RD grade.

**MEDIUM:** All sorts sold at barely steady prices.

**PLAINER:** This category of teas sold at barely steady to easier with the browner sorts facing withdrawals.

#### **ORTHODOX DUST**

**DEMAND:** Good selective demand.

**MARKET:** High grown primary sold easier following quality. The secondary teas sold easier by Rs. 4 to 6 or more. Other category primary dust sold at irregular prices. Secondary dust sold at barely steady prices.

*(Courtesy - J.Thomas & Co. Pvt. Ltd)*

---

### **Guwahati Auction of 30th July 2024**

---

Good demand at steady to easier levels following quality. ( PTM running at 81 %). HUL/ Other blenders/ Western India / Internal operating.

*(Courtesy - Associated Brokers Pvt. Ltd. Guwahati)*

---

## Kolkata Auction of 30th / 31st July 2024

---

*Good demand. Assams are selling at barely steady to irregularly easier levels. Dooars are around last levels. Western India - Operating , HUL - Operating , TCPL - Operating , Exporters - Some enquiry, Local - Operating. Based on CB's Catalogue.*

*(Courtesy - Associated Brokers Pvt. Ltd, Kolkata)*

---

## Malawi Auction of 31st July 2024

---

*Less demand continued this week for the small quantity on offer of 3340 packages.*

*BP1 were firm to 3USC dearer.*

*PF1/PD were neglected.*

*D1 fetched up 5USC dearer on last where sold.*

*PF1SC - N/A*

*Secondaries were firm to 5USC where sold.*

*(Courtesy - Tea Brokers Central Africa Limited)*

---



CEYLON TEA BROKERS PLC