



**WEEKLY TEA
MARKET
SNAPSHOT**


Ceylon Tea Brokers

**SALE NO.29
22ND & 23RD
JULY 2024**

This week's Tea News

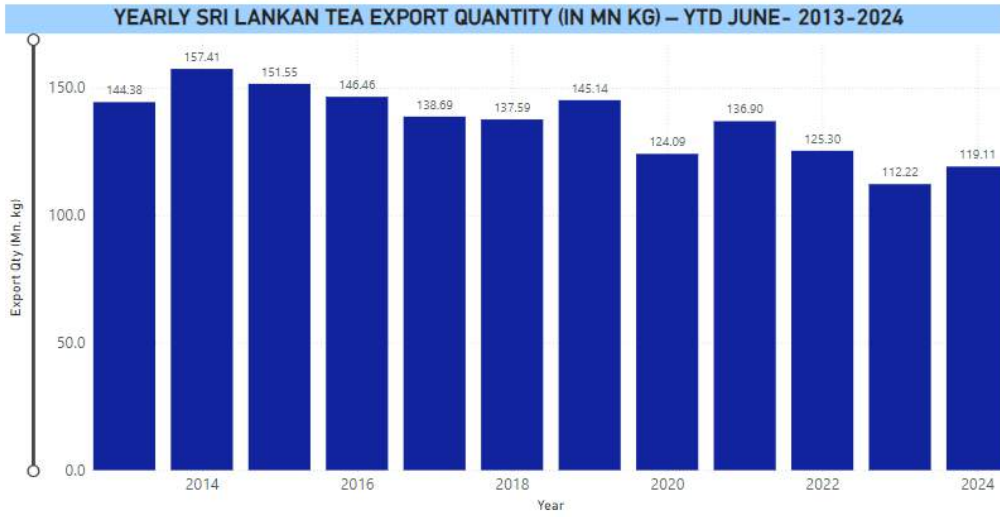


1 - [The Best Tea for Gut Health, According to Dietitians](#)



2 - [The 6 Best Anti-Inflammatory Teas](#)

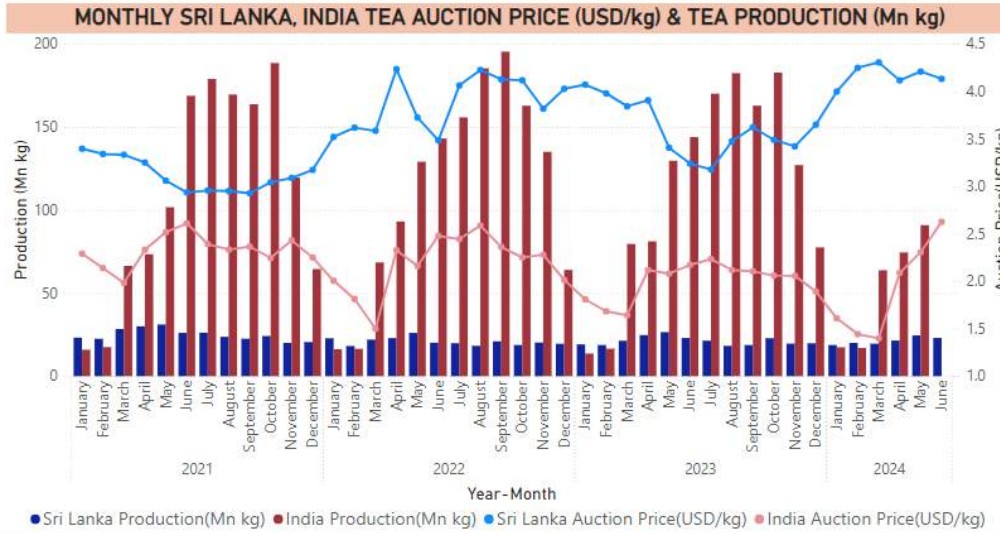
Tea Statistics



Source: Statistics Division, Sri Lanka Customs.

62%

Microsoft Power BI



62%

Microsoft Power BI

Market movement at International Auction Centers this week



Currency – As of 23rd July 2024



	United States Dollars (USD)		European Community Euro (EUR)		United Kingdom pounds (GBP)	
	2024	Corresponding 2023	2024	Corresponding 2023	2024	Corresponding 2023
Sri Lankan Rupee	303.73	326.75	330.78	363.67	392.63	420.51

(Courtesy - Central Bank of Sri Lanka)

Indian Rupee	83.67	81.99	91.09	91.21	108.12	105.37
Kenyan Shilling	129.72	140.96	141.22	156.81	167.63	181.15
Bangladesh Taka	116.28	107.38	126.59	119.46	150.26	138.00
Indonesian Rupiah	16,211.90	15,034.00	17,649.80	16,724.50	20,950.10	19,320.60
Malawi Kwacha	1,724.92	1,039.00	1,877.90	1,155.82	2,229.05	1,335.23
Vietnam Dong	25,323.60	23,656.00	27,569.50	26,315.90	32,724.80	30,400.80

(Courtesy - Oanda Corporation)

SRI LANKA RUPEE AGAINST US DOLLAR
TIME PERIOD 18/07/2024 TO 23/07/2024 (SPOT / BUYING RATE)

18/07/2024	303.84	19/07/2024	303.99
22/07/2024	303.70	23/07/2024	303.73



CURRENCY
As of 23rd July 2024
LKR/USD 303.73

(www.cbsl.gov.lk)



CRUDE OIL
As of 23rd July 2024
USD 82.42

(markets.businessinsider.com)

Elevation Average - July (03rd Week)

HIGH

Rs.1,167.07 USD 3.84

MEDIUM

Rs.1,085.87 USD 3.58

LOW

Rs.1,327.30 USD 4.37

TOTAL

Rs.1,248.83 USD 4.11

Quantity Sold during the period 15th - 20th July 2024


	2024		2023	
	WEEKLY	TODATE	WEEKLY	TODATE
Private Sales	173,444.80	3,408,417.25	74,329.66	2,833,159.41
Public Auction	4,768,207.00	133,252,911.00	5,296,019.00	138,004,223.50
Forward Contracts	66,010.00	1,016,010.00	67,620.00	1,718,088.00
Direct Sales	-	-	-	-
Total	5,007,661.80	137,677,338.25	5,437,968.66	142,555,470.91
BMF Excluded From Private Sale	74,847.00	1,239,802.00	44,784.00	1,400,382.00

Tea Tech Tips



Fired teas out of the drier must be cooled immediately before sorting.

Crop & Weather (For the period 16th - 22nd July 2024)



The Western and Nuwara Eliya planting districts reported scattered showers. The Department of Meteorology forecasts heavy showers and winds in both regions.

The Uva/Udapussellawa's reported bright conditions with winds.

The Low grown's experienced sunny mornings throughout the week. Rains are to be expected in the Low grown districts.

All regions maintained their crop intakes except for the Low grown districts which reported a decline.

Weather Forecast (For the period 25th - 31st July 2024)

	Thu(25/07)	Fri(26/07)	Sat(27/07)	Sun(28/07)	Mon(29/07)	Tue(30/07)	Wed(31/07)
GALLE	31°/27°C 	31°/28°C 	31°/28°C 	33°/26°C 	30°/26°C 	31°/26°C 	31°/26°C 
MATARA	33°/25°C 	32°/26°C 	32°/26°C 	33°/26°C 	31°/27°C 	32°/26°C 	32°/26°C 
RATNAPURA	31°/23°C 	31°/23°C 	31°/24°C 	33°/25°C 	30°/25°C 	31°/25°C 	31°/25°C 
HATTON/ TALAWAKELLE	25°/19°C 	25°/19°C 	25°/19°C 	27°/19°C 	25°/20°C 	25°/20°C 	25°/20°C 

Colombo International Tea Convention 24th to 26th July 2024



Video Courtesy - Colombo Brokers Association (CBA)

This Week's Market Movement at Colombo Tea Auction



Order of Sale this week

EX EST	H/M-OFF GR & DUST	LEAFY/ SEMI LEAFY/ TIPPY/PREM & BOP1A
AS	Eastern Brokers Ltd	Mercantile Produce Brokers (Pvt) Ltd
LC	John Keells PLC	Bartleet Produce Marketing (Pvt) Ltd
CTB	Asia Siyaka Commodities PLC	Asia Siyaka Commodities PLC
JK	Mercantile Produce Brokers (Pvt) Ltd	Ceylon Tea Brokers PLC
FW	Forbes & Walker Tea Brokers (Pvt) Ltd	Lanka Commodity Brokers
EB	Bartleet Produce Marketing (Pvt) Ltd	Eastern Brokers Ltd
BC	Lanka Commodity Brokers	John Keells PLC
MB	Ceylon Tea Brokers PLC	Forbes & Walker Tea Brokers (Pvt) Ltd

CATALOGUE	LOTS	QTY (KGS)
Ex-estate	804	809,291
High And Medium	1,768	802,071
Low Grown (Leafy)	2,015	789,511
Low Grown (Semi Leafy)	1,635	710,442
Low Grown (Tippy)	2,047	1,009,557
Off Grades + BOP1A	2,199	1,122,692
Dusts	549	494,306
Premium Flowery	409	68,990
TOTAL	11,426	5,806,860

Demand: Ex-Estate better teas sold at dearer rates others were firm whilst Low Grown met with lower demand.

Sale	Ex-Estate		Low Grown (Leafy/Tippy)		Total	
	Qty	Demand	Qty	Demand	Qty	Demand
29	0.81 MKgs	Firm	2.51 Mkgs	Lower	5.81 Kgs	Lower

WESTERN					LEAFY / SEMI LEAFY				
	SELECT BEST	BEST	BELOW BEST	PLAINER		SELECT BEST	BEST	BELOW BEST	OTHERS
BOP	50	Irregular	50	-20	OP1	Firm	-80	-80	-80
BOPF	Firm	Firm	Firm	Firm	BOP1	Firm	-70	-70	-70
					OP / OPA		-40		
					PEK		-70		
					PEK1		-30		

	NUWARA	LIDA PUSSELLAWA	UVA
BOP	N/A	-20	50
BOPF	N/A	-20	30

	HIGH	MEDIUM	LOW
BP1	-50	-100	Unsold
PF1	-50	-20	20

HIGH & MEDIUM					SMALL LEAF / TIPPY				
	SELECT BEST	BEST	BELOW BEST	OTHERS		SELECT BEST	BEST	BELOW BEST	OTHERS
BOP1	-100	-100	-50	-50	FBOP	-50	-50	-60	-40
OP1	-150	-100	-50	-50	FBOP1	-80	-40	-40	-20
FBOP	-100	-150	-150	-100	FBOPF1	-100	-50	-20	-20
FBOPF1	-100	-100	-150	-100					
PEK	-100	-150	-150	-100					
PEK1	-50	-50	-50	-50					
OP/OPA	-100	-50	-20	-20					

PREMIUM FLOWERY			
	FBOPFEXSP	FBOPFSP	
SELECT BEST	100-200		200-300
BEST	200-400		100-200
BELOW BEST	-200		-200
OTHERS	-100		-100



High Grown Teas



BOP

Best Western's selected invoices gained by Rs. 50/- per kg, whilst others were irregular. Below Best few invoices were firm to dearer by Rs. 50/- per kg, whilst others held firm. Teas at the lower end were firm to lower by Rs. 50/- per kg. Nuwara Eliya's had hardly any offerings. Uda Pussellawa's clean leaf teas maintained last week's levels, whilst others were lower by Rs. 20-40/- per kg. Uva's appreciated by Rs. 50-100/- per kg.

BOPF

Best Western's selected invoices were generally firm; others were irregular and lower by Rs. 20-30/- per kg. Below Best few invoices maintained, whilst others were irregular. Teas at the lower end were generally firm and eased towards the closure. Nuwara Eliya's had hardly any offerings. Uda Pussellawa's clean leaf teas remained unchanged, whilst others dropped by Rs. 20-40/- per kg. Uva's were firm to dearer by Rs. 20-30/- per kg.

Medium Grown Teas



BOP1 - Select best and best were lower by Rs.100/- per kg whilst all others dropped by Rs. 50/- per kg.

OP1 - Select best eased by Rs.150/- per kg. Best were lower by Rs.100/- per kg whilst all others were easier by Rs.50/- per kg.

OP/OPA - Select best eased by Rs.100/- per kg. Best dropped by Rs.50/- per kg. Others were lower by Rs.20/- per kg.

PEK - Overall, dropped by Rs.100-150/- per kg.

PEK1 - In general, lower by Rs.50/- per kg.

FBOP - In general, dropped by Rs.100-150/- per kg.

FBOPF1 - Select best and best dropped by Rs.100/- per kg. Below best eased by Rs.150/- per kg whilst others declined by Rs.100/- per kg.

CTC Teas



HIGH

BP1 – Eased by Rs.50-100/- per kg.

PF1 - A few selected invoices held firm, others were lower by Rs.50/- per kg and more.

MEDIUM

BP1 – Lower by Rs.100/-per kg.

PF1 - Better teas were lower by Rs.20/- per kg whilst others eased further.

LOW

BP1 - Mostly unsold.

PF1 – Clean neat leaf teas were firm to dealer by Rs.20/- per kg; others were barely steady.

QUOTATIONS-HIGH GROWNS	BOP		BOPF	
Best Westerns	1,360	1,600	1,340	1,550
Below Best Westerns	1,240	1,340	1,220	1,320
Plainer Westerns	1,060	1,220	1,100	1,200
Nuwara Eliyas	N/A		N/A	
Udapussellawas	1,040	1,180	1,040	1,280
Best Uvas	1,160	1,280	1,200	1,280
Other Uvas	1,040	1,100	11,60	1,180
Good Mediums	1,180	1,950	1,200	1,280
Poor Mediums	770	1,080	720	1,120
QUOTATIONS – UNORTHODOX	BP1		PF1	
(CTC) CTC (High & Medium)	1,180		1,020	1,220
CTC (Low)	N/A		1200	1,400

Low Grown Teas



BOP1 - Select best and best were easier, whilst best were firm, below best and poorer sorts were lower.

OP1 - Select best and best were firm. Below best were irregularly lower. Poorer sorts declined.

OP - Select best were firm to lower, whilst best, below best and poorer sorts declined.

OPA - Select best were firm to lower whilst best, below best and poorer sorts were lower.

PEKOE/PEKOE1 - Select best and best PEK's were firm whilst below best and poorer sorts were irregularly lower. Select best PEK1's were firm to lower whilst best and below best were firm.

FBOP/FBOP1 - Select best were firm to lower, whilst below best and others were lower to last.

BOP - Select best and best were firm, whilst below best and others were lower.

BOPF - All-round firm.

FBOPF/FBOPF1 - Select best FBOPF's were lower, whilst all others were firm. All-round FBOPF1s were lower to last.

QUOTATIONS	SELECT BEST	BEST	BELOW BEST	OTHER
BOP1	2,350-3,100	1,800-2,200	1,300-1,550	900-1,200
OP1	2,250-3,400	1,800-2,200	1,500-1,700	750-1,200
OP	1,500-1,700	1,360-1,450	1,100-1,300	750-1,000
OPA	1,500-1,800	1,300-1,400	1,100-1,250	750-1,000
PEKOE	1,700-2,200	1,450-1,550	1,250-1,450	850-1,100
PEKOE1	1,700-2,150	1,500-1,650	1,360-1,500	850-1,200
FBOP1	1,600-2,200	1,300-1,500	1,000-1,200	Below 900
FBOP	2100-2,650	1,750-2,000	1,400-1,700	Below 1,300
BOP	1,800-2,250	1,500-1,700	1,300-1,450	Below 1,100
BOPF	1,000-1,900	850-950	750-820	Below 720
FBOPF1	1,800-2,150	1,600-1,750	1,300-1,500	Below 1,200
FBOPF	1,600-2,250	1,300-1,500	1,000-1,250	Below 900
FFSP/FFEXSP/FFEXSP1	5000-7,900	2,800-4,000	1,500-2,600	Below 1,300

Off Grades



FGS/FGS1 - High grown maintained. Medium and Low Grown were firm to Rs.10-20/- per kg dearer. CTC's were firm.

BM - Cleaner varieties were firm to Rs.10-20/- per kg dearer. Below best and Bottom were firm.

BP - A few cleaner types were lower by Rs.40-60/- per kg whilst the rest were dearer by Rs.10-20/- per kg. Below best and bottom were firm.

BOP1A - Select best were lower by Rs.50-100/- per kg, whilst others maintained. Below Best were lower by Rs.10-20/- per kg. Teas at the lower end dropped by Rs.20-30/- per kg.

	HIGH		MEDIUM		LOW	
FNGS	670	1,200	640	1,180	660	980
P.FGS (CTC)	790	890	770	1,060	740	1,100
BP	790	1,160	820	1,280	620	1,420
BM	610	850	700	940	660	1,300
BOP1A	700	880	710	1,300	600	1,400

DUST Grades



DUST1 - Best and below best lost by Rs.40-60/- per kg. CTC's declined by Rs.20-50/- per kg. Best low grown were firm on last. Below best low grown were irregularly lower.

DUST - Cleaner secondaries and low grown maintained.

	HIGH		MEDIUM		LOW	
PRIMARY DUSTS	1,200	1,360	880	940	950	1,060
SECONDARY DUSTS	850	1,150	750	880	720	900
PDUST (CTC)	1,100	1,160	1120	1,200	1,050	1,240

Top Prices - Sale No.29 of 22nd & 23rd July 2024

TOP PRICES - SALE NO. 29 OF 22ND / 23RD JULY 2024			
WESTERN MEDIUM			
Harangalla	BOP	1,950.00	
Uplands	BOPSp	1,800.00	
Craighead	BOPF/BOPFSp	1,600.00	
Harangalla	BOP1	2,100.00	
Harangalla	FBOP/FBOP1	2,000.00	
Craighead	FBOPF/FBOPF1	1,900.00	
Dartry Valley	OP/OPA	1,400.00	
Difar	OP1	1,700.00	
Uplands	PEK1	1,750.00	
Harangalla	PEK	1,500.00	@
Dartry Valley	PEK	1,500.00	@
Nayapane	PEK	1,500.00	
Hatale	PEK	1,500.00	
Galgewatta	PEK	1,500.00	
Uplands	PEK	1,500.00	
Peniland	PEK	1,500.00	
Kings Valley	PEK	1,500.00	
WESTERN HIGH			
Robgill	BOP	1,600.00	
Queensberry	BOPSp	1,650.00	
Robgill	BOPF/BOPFSp	1,550.00	
Frotoft Super	BOP1	1,700.00	@
Weddemulla	FBOP/FBOP1	1,900.00	@
Weddemulla	FBOPF/FBOPF1	1,700.00	@
Bogahawatte	FBOPF/FBOPF1	1,700.00	
Bogahawatte	OP/OPA	1,240.00	
Torrington	OP1	1,550.00	
Bogahawatte	PEK/PEK1	1,650.00	
Frotoft Super	PEK/PEK1	1,600.00	@
NUWARA ELIYA			
Court Lodge	BOP	1,000.00	
Lovers Leap	BOPF/BOPFSp	1,100.00	
Court Lodge	FBOP/FBOP1	1,600.00	
Court Lodge	OP/OPA	1,120.00	
Court Lodge	PEK/PEK1	1,300.00	
UDA PUSSELLAWAS			
Alma	BOP	1,800.00	@
Luckyland	BOPSp	1,200.00	
Luckyland	BOPF/BOPFSp	1,280.00	
Delmar	BOP1	1,500.00	
Alma	FBOP/FBOP1	1,850.00	@
Alma	FBOPF/FBOPF1	1,700.00	@
Alma	OP	1,200.00	@
Alma	OPA	1,140.00	@
Gampaha	OP1	1,400.00	
Alma	PEK	1,480.00	@
Alma	PEK1	1,750.00	@
UVA MEDIUM			
Demodera 'S'	BOP	1,900.00	
Blossoms Uva Tea	BOPSp	1,600.00	
Dickwella	BOPF/BOPFSp	1,600.00	
Wewesse	BOP1	1,950.00	
Aruna Passara	FBOP/FBOP1	1,900.00	
Glen Alpin	FBOPF/FBOPF1	1,750.00	
Gonakelle	FBOPF/FBOPF1	1,750.00	
Misty-Uva	FBOPF/FBOPF1	1,750.00	
Telbedde	FBOPF/FBOPF1	1,750.00	
Halpewatte Uva	FBOPF/FBOPF1	1,750.00	
Demodera 'S'	FBOPF/FBOPF1	1,750.00	
Wewesse	FBOPF/FBOPF1	1,750.00	
Telbedde	OP/OPA	1,400.00	
Telbedde	OP1	1,750.00	
Aruna Keppetipola	PEK/PEK1	1,750.00	
UVA HIGH			
Ellathota Uva	BOP	1,400.00	
Ranaya	BOPSp	1,600.00	@
Nayabedde	BOPF/BOPFSp	1,280.00	
Uva Highlands	BOP1	1,800.00	
Gonamotawa	FBOP/FBOP1	1,900.00	
Ranaya	FBOP/FBOP1	1,750.00	@
Glenanore	FBOP/FBOP1	1,750.00	
Ellathota Uva	FBOP/FBOP1	1,750.00	
Aislaby	FBOPF/FBOPF1	1,900.00	
Ranaya	FBOPF/FBOPF1	1,750.00	@
Glenanore	FBOPF/FBOPF1	1,750.00	
Ellathota Uva	OP/OPA	1,240.00	
Oodoowerre	OP1	1,500.00	
Mount Uva	PEK1	1,650.00	@
Aislaby	PEK1	1,650.00	
Mount Uva	PEK	1,460.00	@
UNORTHODOX HIGH			
Dunsinane CTC	PF1	1,220.00	
Dunsinane CTC	BPS	1,200.00	
Ulgedara CTC	BPS	1,080.00	@
UNORTHODOX MEDIUM			
New Peacock CTC	PF1	1,200.00	
Strathdon CTC	BP1	1,180.00	
Park Side CTC	BPS	680.00	@
UNORTHODOX LOW			
Hingalgoda CTC	PF1	1,400.00	
Ross Feld CTC	BP1	810.00	
Danwatta CTC	BPS	710.00	

DENOTES - CEYLON TEA BROKERS PLC [@] / ALL TIME RECORD PRICE [**] / EQUAL ALL TIME [*]
 CEYLON TEA BROKERS PLC - 29 OF 22ND/ 23RD JULY 2024

Future Sales Information (Sale No.30 of 30th / 31st July 2024)

EX EST	H/M-OFF GR & DUST	LEAFY/ SEMI LEAFY/ TIPPY/PREM & BOP1A
LC	John Keells PLC	Bartleet Produce Marketing (Pvt) Ltd
CTB	Asia Siyaka Commodities PLC	Asia Siyaka Commodities PLC
JK	Mercantile Produce Brokers (Pvt) Ltd	Ceylon Tea Brokers PLC
FW	Forbes & Walker Tea Brokers (Pvt) Ltd	Lanka Commodity Brokers
EB	Bartleet Produce Marketing (Pvt) Ltd	Eastern Brokers Ltd
BC	Lanka Commodity Brokers	John Keells PLC
MB	Ceylon Tea Brokers PLC	Forbes & Walker Tea Brokers (Pvt) Ltd
AS	Eastern Brokers Ltd	Mercantile Produce Brokers (Pvt) Ltd

Buyers Prompt: 06.08.2024

Sellers Prompt: 07.08.2024

Awaiting Sale – Catalogue Details

	SALE OF 30TH/ 31ST JULY 2024		SALE OF 06TH/ 07TH AUG 2024	
	LOTS	QTY(KGS)	LOTS	QTY(KGS)
Ex-estate	817	846,965	832	853,228
High And Medium	1,920	844,062	1,895	834,526
Low Grown (Leafy)	1,951	740,917	1,904	730,117
Low Grown (Semi Leafy)	1,596	688,587	1,532	654,796
Low Grown (Tippy)	1,969	962,308	1,949	941,022
Off Grades+BOP1A	2,159	1,128,499	2,356	1,179,240
Dusts	571	511,472	619	542,221
Premium Flowery	486	71,261	385	57,214
Total	11,469	5,794,071	11,472	5,792,364
MAIN SALE & EX ESTATE CLOSED ON	11TH JULY 2024		18TH JULY 2024	

SALE NO. 32 – 13TH / 14TH AUGUST 2024

Ex-Estate catalogue and Main Sale catalogues are scheduled to be closed on the 25th July 2024

SALE NO. 33 – 20TH / 21ST AUGUST 2024

Ex-Estate catalogue and Main Sale catalogues are scheduled to be closed on the 01st August 2024

SALE NO. 34 – 27TH / 28TH AUGUST 2024

Ex-Estate catalogue and Main Sale catalogues are scheduled to be closed on the 08th August 2024

Elevation Wise – Statistics – Colombo Auction Averages

Elevation	LAST WEEK	WEEK BEFORE LAST	LAST YEAR	YEAR BEFORE
	(RS)	(RS)	(RS)	(RS)
	Sale- 15.07.2024	Sale- 09.07.2024	Corres 2023	Corres 2022
Uva High	1094.17	1122.35	849.57	1237.11
Western High	1194.48	1195.72	904.03	1293.61
CTC High	1071.14	1064.30	815.27	1167.40
Total High Grown	1161.20	1170.52	885.04	1270.26
Uva Medium	1117.99	1172.33	950.13	1303.27
Western Medium	1049.48	1071.84	843.44	1128.09
CTC Medium	1005.36	971.77	743.33	973.39
Total Medium Grown	1072.54	1109.21	881.29	1194.54
Orthodox Low	1353.34	1387.75	1135.98	1660.62
CTC Low	948.53	918.54	870.54	1225.02
Total Low Grown	1328.30	1363.68	1122.98	1636.76
TOTAL	1243.74	1281.35	1022.48	1493.51

Elevation	LAST WEEK	WEEK BEFORE LAST	LAST YEAR	YEAR BEFORE
	(\$)	(\$)	(\$)	(\$)
	Sale- 15.07.2024	Sale- 09.07.2024	Corres 2023	Corres 2022
Uva High	3.62	3.69	2.66	3.42
Western High	3.95	3.93	2.83	3.58
CTC High	3.54	3.50	2.55	3.23
Total High Grown	3.84	3.84	2.77	3.52
Uva Medium	3.70	3.85	2.98	3.61
Western Medium	3.47	3.52	2.64	3.12
CTC Medium	3.33	3.19	2.33	2.69
Total Medium Grown	3.55	3.64	2.76	3.31
Orthodox Low	4.48	4.56	3.56	4.60
CTC Low	3.14	3.02	2.73	3.39
Total Low Grown	4.40	4.48	3.52	4.53
Weekly Total (USD)	4.12	4.21	3.20	4.13
Exchange Rate (LKR)	302.19	304.47	319.12	361.24

Elevation	TODATE	TODATE	TODATE	TODATE	TODATE	TODATE
	2022	2023	2024	2022	2023	2024
	(RS)	(RS)	(RS)	(\$)	(\$)	(\$)
Uva High	949.16	1013.57	1113.18	3.22	3.06	3.63
Western High	933.76	1171.92	1194.95	3.17	3.54	3.90
CTC High	798.31	1060.27	1119.65	2.71	3.20	3.65
Total High Grown	938.72	1123.47	1168.74	3.18	3.40	3.81
Uva Medium	1022.07	1038.91	1154.24	3.47	3.14	3.77
Western Medium	846.81	1016.46	1085.24	2.87	3.07	3.54
CTC Medium	704.81	956.20	981.70	2.39	2.89	3.20
Total Medium Grown	902.05	1023.62	1108.40	3.06	3.09	3.62
Orthodox Low	1212.95	1303.91	1396.60	4.11	3.94	4.56
CTC Low	788.32	962.77	1014.85	2.67	2.91	3.31
Total Low Grown	1184.28	1285.17	1371.30	4.02	3.88	4.47
TOTAL	1083.48	1206.41	1282.86	3.67	3.65	4.19
Cumulative Sale Averages – 1 USD = Rs. (Monthly Weighted Average)				294.86	330.85	306.50

World Tea Production (In Million Kilos)

Country	Month	Month		To-date		Diff (+/-)
		2023	2024	2023	2024	2023 vs 2024
Sri Lanka	June	23.1	23	134.7	127.4	-7.3
Bangladesh	May	8.2	4.8	13.7	11.5	-2.2
North India	May	104.9	77.2	236.9	188.4	-48.5
South India	May	25.7	13.7	84.9	75.2	-9.7
Malawi	Apr	5.9	6	24.9	26.8	1.9
Kenya	Mar	30.5	54.3	118.1	168.8	50.7

Other Markets



Jakarta Auction of 18th July 2024

CTC LEAF DEMAND: *Good Demand at erratic prices.*

MARKET: *The total CTC leaf teas sold this week was 85.11% (1,672,753.42kgs) of the total offering of 1,965,311.11kgs.*

BEST: *Larger broken sold selectively at dearer prices on quality. Medium broken at the lower end eased whilst select invoices at the top end sold dearer on quality and competition.*

Smaller broken prices were irregularly dearer on quality. Fanning met with firm to dearer prices especially at the top end.

GOOD: *Larger broken sold steady. All the other sorts saw dearer prices irregularly on competition prices.*

BETTER MEDIUM: Larger broken sold dearer by Rs. 2 to 3. Medium, smaller broken and fanning at the lower end sold steady whilst at the top continue to increase in prices by up to Rs. 4 to 6.

MEDIUM: Select larger broken at the top end sold firm to dearer whilst larger volume sold easier by up to Rs. 7. Remaining sorts sold at steady prices. However, a larger percentage of smaller broken and fanning remained unsold.

PLAINER: All sorts sold easier by Rs. 3 to 7. Browner sorts were facing withdrawals, especially smaller broken and fanning.

The Major blenders absorption was at 55.32% of the total CTC leaf sold.

ORTHODOX LEAF

DEMAND: Fair demand.

MARKET: The high grown whole leaf sold irregularly following quality. Broken grades continued to decline in prices following quality. Fanning too, came to a lower market by Rs. 3 to 5. Other whole leaf sold firm to dearer, broken sold at firm prices. Fanning eased by Rs. 2 to 3.

CTC DUST

DEMAND: Feeble demand.

MARKET: CTC dust offer this week was at 648,207.16Kgs of which 468,653.58kgs were sold (72.30%).

BEST: All grades saw a good demand on the improved invoices with select invoices fetching sharp increase

GOOD: All sorts sold at irregular prices except for select few invoices which sold at dearer prices following quality and competition.

BETTER MEDIUM: All sorts sold barely steady to easier. Larger weights of teas are remaining unsold due to want of bids.

MEDIUM: All sorts sold at easier by Rs.. 4 to 5.

PLAINER: This category of teas sold at easier by Rs. 3 to 7, with a larger percentage of teas remaining unsold.

ORTHODOX DUST

DEMAND: Good but selective demand.

MARKET: High grown primary sold steady to easier with select invoices fetching dearer prices on competition. The secondary sold firm to dearer as per quality. Other category primary dust sold irregularly with top end few invoices fetching dearer prices on competition, secondary dust sold at barely steady to easier prices.

(Courtesy - J.Thomas & Co. Pvt. Ltd)

Kolkata Auction of 23rd July 2024

Good demand. Assams are selling at barely steady to irregularly easier levels. Dooars are around last. Western India - Operating , HUL - Operating , TCPL - Silent so far , Exporters - Some enquiry, Local - Operating. Based on PTM, GTP & ATB , (1st session) Catalogue.

(Courtesy - Associated Brokers Pvt. Ltd, Kolkata)

Malawi Auction of 17th July 2024

There was less demand at irregular rates where sold for the 5240 packages on offer.

BP1 tended firm to 1 USC dearer.

PF1- Few selected invoices sold 5 USC below valuation, balance were neglected

PD were not supported

D1 fetched 8 - 10 USC below valuation where sold

PF1SC held firm on last.

Secondaries were all taken out, some under bids.

(Courtesy - Tea Brokers Central Africa Limited)

Mombasa / Bangladesh /Guwahati Auctions

The above market report details were not available at the time of printing this publication.



CEYLON TEA BROKERS PLC