



WEEKLY TEA MARKET SNAPSHOT


Ceylon Tea Brokers

**SALE NO.27
 09TH & 10TH
 JULY 2024**

This week's Tea News

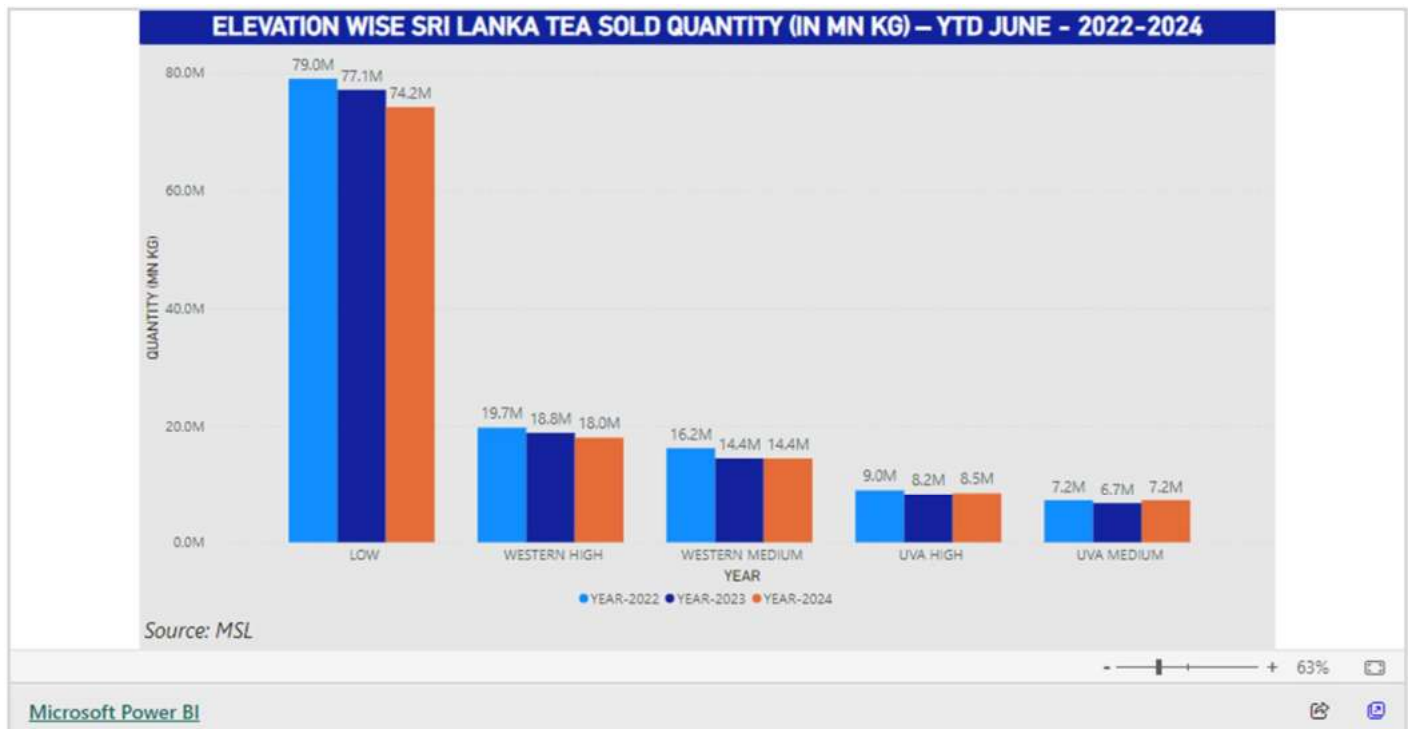
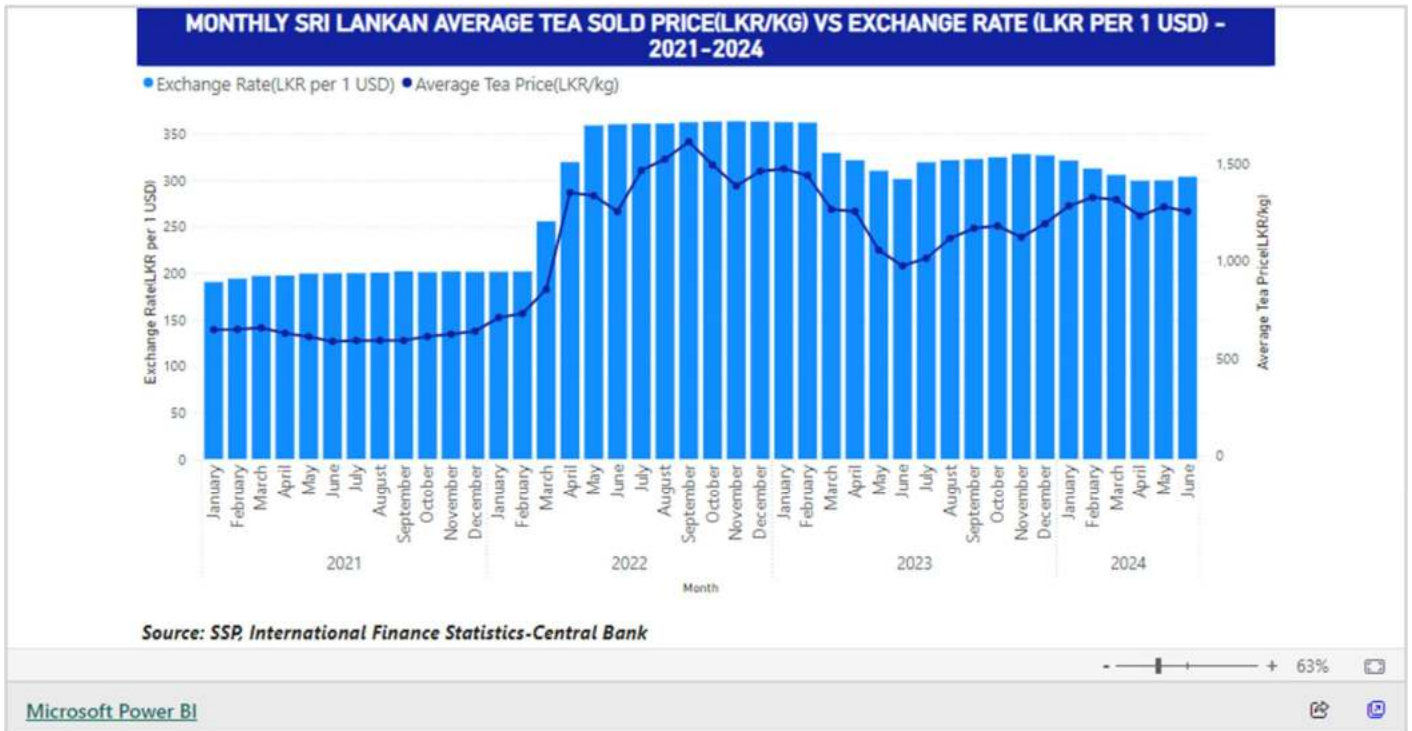


1 - [Calm in a teacup - The New Indian Express](#)



2 - [Tea Tourism is Growing](#)

Tea Statistics



Market movement at International Auction Centers this week



Currency – As of 10th July 2024



	United States Dollars (USD)		European Community Euro (EUR)		United Kingdom pounds (GBP)	
	2024	Corresponding 2023	2024	Corresponding 2023	2024	Corresponding 2023
Sri Lankan Rupee	304.21	311.51	329.03	341.41	388.96	399.34

(Courtesy - Central Bank of Sri Lanka)

Indian Rupee	83.49	82.64	90.32	90.64	106.85	106.09
Kenyan Shilling	126.92	140.10	137.31	153.65	162.43	179.85
Bangladesh Taka	116.33	107.43	125.85	117.82	148.88	137.91
Indonesian Rupiah	16,266.90	15,160.20	17,598.90	16,626.40	20,818.60	19,461.30
Malawi Kwacha	1,722.77	1,037.00	1,863.85	1,137.28	2,204.84	1,331.20
Vietnam Dong	25,415.40	23,640.50	27,496.60	25,926.80	32,527.10	30,347.50

(Courtesy - Oanda Corporation)

**SRI LANKA RUPEE AGAINST US DOLLAR
TIME PERIOD 04/07/2024 TO 10/07/2024 (SPOT / BUYING RATE)**

04/07/2024	304.06	05/07/2024	304.54	08/07/2024	304.88
09/07/2024	304.47	10/07/2024	304.21		



CURRENCY
As of 10th July 2024
LKR/USD 304.21

(www.cbsl.gov.lk)



CRUDE OIL
As of 10th July 2024
USD 84.46

(markets.businessinsider.com)

Elevation Average - July (01st Week)

HIGH

Rs.1,165.50 USD 3.83

MEDIUM

Rs.1,088.36 USD 3.58

LOW

Rs.1,307.29 USD 4.30

TOTAL

Rs.1,237.12 USD 4.07

Quantity Sold during the period 01st - 06th July 2024


	2024		2023	
	WEEKLY	TODATE	WEEKLY	TODATE
Private Sales	166,612.00	3,268,473.75	89,871.45	2,643,633.00
Public Auction	4,615,329.00	123,545,065.00	5,439,117.00	127,325,106.50
Forward Contracts	75,340.00	965,490.00	49,500.00	1,593,068.00
Direct Sales	-	-	-	-
Total	4,857,281.00	127,779,028.75	5,578,488.45	131,561,807.50
BMF Excluded From Private Sale	51,895.00	1,215,322.00	37,000.00	1,318,416.00

Tea Tech Tips



Density of Sorted tea grades is important. Packed bags of tea need to retain their shape with the correct weight as per grade. Bulging bags will be discounted.

Crop & Weather (For the period 02nd - 08th July 2024)



















The Western planting districts reported dull conditions with scattered showers whilst the Nuwara Eliya's experienced sunny conditions with occasional showers. The department of meteorology forecasts heavy showers and winds in both regions.

The Uva/Udapussellawa's reported scattered showers throughout the week.

The Low grown's experienced dull conditions throughout the week. Rains are to be expected in the Low grown districts.

All regions recorded an increase in their crop intakes except for the Low grows which reported a decline.

Weather Forecast (For the period 11th - 17th July 2024)

	Thu(11/07)	Fri(12/07)	Sat(13/07)	Sun(14/07)	Mon(15/07)	Tue(16/07)	Wed(17/07)
GALLE	32°/28°C 	31°/27°C 	31°/28°C 	32°/27°C 	32°/26°C 	31°/26°C 	31°/27°C 
MATARA	33°/26°C 	32°/26°C 	31°/26°C 	32°/26°C 	33°/26°C 	31°/26°C 	31°/27°C 
RATNAPURA	31°/24°C 	30°/23°C 	29°/23°C 	31°/24°C 	33°/25°C 	32°/25°C 	32°/25°C 
HATTON/ TALAWAKELLE	26°/19°C 	26°/19°C 	24°/19°C 	25°/19°C 	27°/19°C 	25°/19°C 	26°/19°C 

Colombo International Tea Convention 24th to 26th July 2024



You can NOW register through the link <https://register.ctta.lk/>

Tea Sale Arrangements (Sale No.28 Monday 15th / Wednesday 17th July 2024) Dated June 27, 2024

Due to special circumstances, Sale No. 28, fixed for Tuesday and Wednesday, 16th and 17th, July 2024, has been re-scheduled for Monday and Wednesday, 15th and 17th of July 2024.

This Week's Market Movement at Colombo Tea Auction



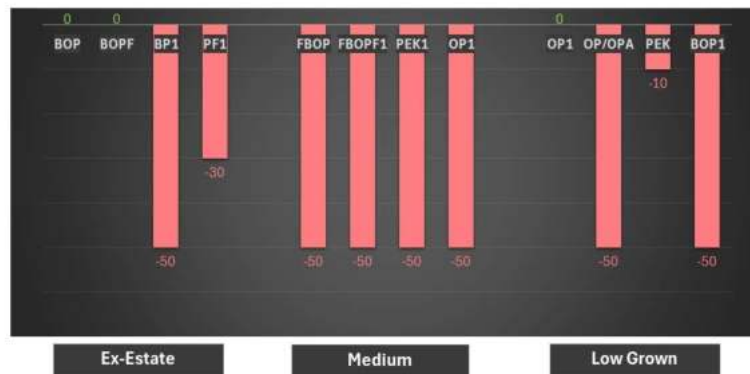
Order of Sale this week

EX EST	H/M-OFF GR & DUST	LEAFY/ SEMI LEAFY/ TIPPY/PREM & BOP1A
CTB	Lanka Commodity Brokers	John Keells PLC
BC	Ceylon Tea Brokers PLC	Forbes & Walker Tea Brokers (Pvt) Ltd
JK	Eastern Brokers Ltd	Mercantile Produce Brokers (Pvt) Ltd
EB	John Keells PLC	Eastern Brokers Ltd
MB	Asia Siyaka Commodities PLC	Bartleet Produce Marketing (Pvt) Ltd
FW	Mercantile Produce Brokers (Pvt) Ltd	Asia Siyaka Commodities PLC
AS	Forbes & Walker Tea Brokers (Pvt) Ltd	Ceylon Tea Brokers PLC
LC	Bartleet Produce Marketing (Pvt) Ltd	Lanka Commodity Brokers

CATALOGUE	LOTS	QTY (KGS)
Ex-estate	711	712,025
High And Medium	1,736	771,371
Low Grown (Leafy)	2,155	855,979
Low Grown (Semi Leafy)	1,536	645,263
Low Grown (Tippy)	2,003	968,153
Off Grades + BOP1A	2,211	1,081,858
Dusts	542	481,035
Premium Flowery	402	67,066
TOTAL	11,296	5,582,750

Demand: Ex-Estate met with irregularly firm demand whilst Low Grown met with lower demand.

Sale	Ex-Estate		Low Grown (Leafy/Tippy)		Total	
	Qty	Demand	Qty	Demand	Qty	Demand
27	0.7 MKgs	Irregularly firm	2.5 Mkgs	Lower	5.5 MKgs	Lower
WESTERN						
	SELECT BEST	BEST	BELOW BEST	PLAINER		
BOP	↑ 100	Irregular	↑ 100	Firm		
BOPF	↓ -50	↓ -50	↑ 50	Firm		
NUWARA						
		NUWARA	UDA PUSSELLAWA	UVA		
BOP		N/A	Irregular	Firm		
BOPF		N/A	Firm	Firm		
SMALL LEAF / TIPPY						
		HIGH	MEDIUM	LOW		
BP1		Firm	Irregular	Unsold		
PF1		↓ -40	Firm	↓ -50		
LEAFY / SEMI LEAFY						
		SELECT BEST	BEST	BELOW BEST	OTHERS	
OP1		Firm	Firm	Firm	Firm	
BOP1		↑ 50	↓ -50	↓ -50	↓ -50	
OP / OPA						
				Firm		
PEK				↓ -10		
PEK1				Firm		
PREMIUM FLOWERY						
		SELECT BEST	BEST	BELOW BEST	OTHERS	
FBOP		↓ -50	↓ -50	↓ -20	Firm	
FBOP1		↓ -40	↓ -40	Firm	Firm	
FBOPF1		Firm	Firm	↓ -20	↓ -20	
HIGH & MEDIUM						
		SELECT BEST	BEST	BELOW BEST	OTHERS	
BOP1		↓ -100	↓ -50	↓ -50	↓ -50	
OP1		Firm	↓ -50	↓ -50	Firm	
FBOP		↓ -100	↓ -50	↓ -50	↓ -50	
FBOPF1		↓ -100	↓ -50	↓ -100	↓ -100	
PEK		Firm	↓ -50	↓ -50	↓ -50	
PEK1		↓ -50	Firm	Firm	Firm	
OP/OPA		↓ -50	↓ -20	↓ -50	↓ -100	



High Grown Teas



BOP

Best Western, selected invoices increased by Rs.100/-per kg, whilst others were irregular. Below Best appreciated by Rs.100/- per kg, whilst others were irregular. Plainer sorts held firm. Nuwara Eliya's had hardly any offerings. Uda Pussellawa's were irregular whilst Uva's sold last levels.

BOPF

Best Western's declined by Rs.50/- per kg. Below Best few selected invoices appreciated by Rs.50/- per kg and more, whilst others were irregular. Plainer sorts were firm. Nuwara Eliya's had hardly any offerings. Uva and Uda Pussellawa's sold to marginally dearer rates.

Medium Grown Teas



BOP1 - Select best were lower by Rs. 100/- per kg and whilst all others declined by Rs. 50/- per kg.

OP1 - Select best held firm Best and below best declined by Rs. 50/- per kg whilst the others remained unchanged.

OP/OPA - Select best and below best were easier by Rs.50/- per kg. Best lost by Rs. 20/- per kg whilst others lost by Rs. 100/- per kg.

PEK - Select best were firm, whilst all other were easier by Rs. 50/- per kg.

PEK1 - Select best were lower by Rs. 50/- per kg whilst all others held firm.

FBOP - Select best lost by Rs. 100/- per kg whilst all other declined by Rs. 50/- per kg.

FBOPF1 - Select best and best remained unchanged whilst all others appreciated by Rs. 50/- per kg.

CTC Teas



HIGH

BP1 – Firm

PF1 - Better sorts declined by Rs. 20-40/- per kg, whilst others were irregular.

MEDIUM

BP1 – Irregular

PF1 - Irregular

LOW

BP1 - Mostly unsold

PF1 – Lower by Rs.50/- per kg.

QUOTATIONS-HIGH GROWNS	BOP		BOPF	
Best Westerns	1,380	1,600	1,340	1,480
Below Best Westerns	1,160	1,360	1,160	1,320
Plainer Westerns	980	1,140	1,040	1,160
Nuwara Eliyas	N/A		N/A	
Udapussellawas	1,020	1,140	1,080	1,180
Best Uvas	1140		1,160	1,220
Other Uvas	1,040	1,080	1,160	1,220
Good Mediums	1,200	1,900	1,200	1,220
Poor Mediums	790	1,160	770	1,080
QUOTATIONS – UNORTHODOX	BP1		PF1	
(CTC) CTC (High & Medium)	1200		1080	1200
CTC (Low)	N/A		1220	1420

Low Grown Teas



BOP1 - Select best were firm, whilst the balance were firm to dearer.

OP1 - Select best and best were firm, below best were irregularly lower. Poorer sorts declined.

OP - Select best were firm, whilst best and below best were firm to lower. Poorer sorts declined.

OPA - Select best were firm, whilst best and below best were firm to lower. Poorer sorts declined.

PEKOE/PEKOE1 - Select best and best were firm to dearer whilst below best and poorer sorts were firm. PEK1's select best were firm whilst best and below best were firm to dearer.

FBOP/FBOP1 - Select best were firm, whilst below best and others were marginally lower to last.

BOP - Select best and best were firm to dearer, whilst below best and others were irregular.

BOPF - All-round firm.

FBOPF/FBOPF1 - Select best FBOPF's were lower, whilst all others were firm. Select best and best FBOPF1's were firm whilst all others were irregularly lower.

QUOTATIONS	SELECT BEST	BEST	BELOW BEST	OTHER
BOP1	2,350-3,200	1,900-2,200	1,500-1,750	900-1,400
OP1	2,250-3,400	1,800-2,200	1,500-1,700	800-1,400
OP	1,500-1,800	1,400-1,480	1,100-1,300	900-1,100
OPA	1,500-1,850	1,300-1,450	1,150-1,250	800-1,100
PEKOE	1,800-2,300	1,650-1,750	1,300-1,550	850-1,1200
PEKOE1	1,800-2,200	1,650-1,750	1,400-1,550	850-1,200
FBOP1	1,700-2,300	1,300-1,600	1,000-1,200	Below 900
FBOP	2100-2,400	1,750-2,000	1,400-1,700	Below 1,300
BOP	1,800-2,250	1,500-1,700	1,300-1,450	Below 1,100
BOPF	1,000-2,200	850-950	750-820	Below 720
FBOPF1	1,800-2,550	1,600-1,750	1,300-1,500	Below 1,200
FBOPF	1,600-2,400	1,300-1,500	1,000-1,250	Below 900
FFSP/FFEXSP/FFEXSP1	5000-7,300	2,800-4,000	1,500-2,600	Below 1,300

Off Grades



FGS/FGS1 - High grown were lower by Rs. 20-40/- per kg. Medium and Low Grown declined by Rs. 10-20/- per kg. CTC's were firm to Rs. 10-20/- per kg dearer.

BM - Cleaner varieties eased by Rs. 10-20/- per kg. Below best and Bottom followed a similar trend.

BP - Cleaner types were lower by Rs. 20-40/- per kg whilst the rest maintained. Below best and bottom were firm.

BOP1A - Best were firm to dearer. Below Best maintained, whilst the poorer sorts were lower by Rs.10-20/- per kg.

	HIGH		MEDIUM		LOW	
FNGS	680	1,240	650	920	700	960
P.FGS(CTC)	840	870	760	1040	740	1320
BP	750	1,140	750	1,420	760	1,480
BM	710	890	720	900	650	1,300
BOP1A	730	1,080	700	1,120	620	1,500

DUST Grades



DUST1 - Best and below best were firm to lower by Rs.30-40/- per kg. CTC's lost by Rs. 30-60/- per kg. Below best and low grows declined by Rs. 20-40/- per kg.

DUST - Cleaner secondaries were lower by Rs. 20-40/- per kg and low grows maintained.

	HIGH		MEDIUM		LOW	
PRIMARY DUSTS	1,220	1,800	900	1,100	950	1,100
SECONDARY DUSTS	850	1,100	800	900	720	950
PDUST (CTC)	1,000	1,040	1,100	1,240	1,050	1,300

Top Prices - Sale No.27 of 09th / 10th July 2024

TOP PRICES - SALE NO. 27 OF 09TH / 10TH JULY 2024			
WESTERN MEDIUM			
Craighead	BOP	1,900.00	
Harangalla	BOP	1,900.00	
Hatale	BOPSp	1,800.00	
Uplands	BOPF/BOPFSp	1,700.00	
Craighead	BOP1	2,150.00	
Ancoombra	FBOP/FBOP1	2,100.00	
Dartry Valley	FBOPF/FBOPF1	2,050.00	@
Dartry Valley	OPA	1,460.00	
Uplands	OP	1,320.00	
Hayes	OP	1,300.00	@
Harangalla	OP1	1,700.00	
Dartry Valley	OP1	1,650.00	@
Orange Field	OP1	1,650.00	
Suriyagama	OP1	1,650.00	
Harangalla	PEK1	1,850.00	
Uplands	PEK1	1,850.00	
Dartry Valley	PEK1	1,800.00	@
Craighead	PEK1	1,800.00	
Meezan	PEK1	1,800.00	
Harangalla	PEK	1,700.00	@
WESTERN HIGH			
Holyrood	BOP	1,600.00	
Norwood	BOP	1,600.00	
Queensberry	BOPSp	1,800.00	
Robgill	BOPF/BOPFSp	1,480.00	
Glenloch	BOP1	1,550.00	
Weddemulla	BOP1	1,500.00	@
Bambrakelly	FBOP/FBOP1	1,900.00	
Cymru	FBOPF/FBOPF1	1,900.00	
St Andrews	OP/OPA	1,260.00	
Bambrakelly	OP/OPA	1,260.00	
Bambrakelly	OP1	1,600.00	
Craig Hill	PEK1	2,050.00	@
Frotoft Super	PEK1	1,650.00	@
Frotoft Super	PEK	1,600.00	@
Bambrakelly	PEK	1,600.00	
NUWARA ELIYA			
Court Lodge	BOP	810.00	
Court Lodge	BOPF/BOPFSp	980.00	
Lovers Leap	FBOP/FBOP1	1,700.00	
Court Lodge	OP/OPA	1,280.00	
Court Lodge	PEK/PEK1	1,360.00	
UDA PUSSELLAWAS			
Alma	BOP	1,850.00	@
Kirklees	BOPSp	1,080.00	
Alma	BOPF/BOPFSp	1,400.00	@
Alma	FBOP/FBOP1	2,000.00	@
Delmar	FBOPF/FBOPF1	1,650.00	
Alma	OP/OPA	1,320.00	@
Alma	OP1	1,550.00	@
Alma	PEK	1,600.00	@
Alma	PEK1	1,900.00	@
UVA MEDIUM			
Dickwella	BOP	1,850.00	
Halpewatte Uva	BOP	1,850.00	
Telbedde	BOPSp	1,750.00	
Dickwella	BOPF/BOPFSp	1,800.00	
Aruna Passara	BOP1	1,950.00	
Sarnia Plaiderie	BOP1	1,950.00	
Aruna Passara	FBOP/FBOP1	1,950.00	
Sarnia Plaiderie	FBOP/FBOP1	1,950.00	
Halpewatte Uva	FBOP/FBOP1	1,950.00	
Roseland Uva	FBOP/FBOP1	1,950.00	
Roseland Uva	FBOPF/FBOPF1	1,900.00	
Glen Alpin	OP/OPA	1,340.00	
Demodera 'S'	OP1	1,700.00	
Halpewatte Uva	PEK/PEK1	1,750.00	
Aruna Keppetipola	PEK/PEK1	1,750.00	
UVA HIGH			
Uva Highlands	BOP	1,750.00	
Mount Uva	BOPSp	1,700.00	@
Ranaya	BOPSp	1,600.00	@
Craig	BOPSp	1,600.00	
Battawatte	BOPF/BOPFSp	1,460.00	
Uva Highlands	BOP1	2,050.00	
Ranaya	FBOP/FBOP1	1,950.00	@
Mount Uva	FBOP/FBOP1	1,900.00	@
Glenanore	FBOPF/FBOPF1	1,850.00	
Aislaby	FBOPF/FBOPF1	1,850.00	
Ranaya	FBOPF/FBOPF1	1,800.00	@
Craig	FBOPF/FBOPF1	1,800.00	
Glenanore	FBOPF/FBOPF1	1,800.00	
Spring Valley	FBOPF/FBOPF1	1,800.00	
Oodoowerre	FBOPF/FBOPF1	1,800.00	
Battawatte	OP	1,380.00	
Mount Uva	OPA	1,240.00	@
Aislaby	OP1	1,550.00	
Glenanore	OP1	1,550.00	
Ranaya	PEK1	1,700.00	@
Mount Uva	PEK	1,600.00	@
Uvakelle	PEK	1,600.00	
UNORTHODOX HIGH			
Ulgedara CTC	PF1	1,200.00	@
Dunsinane CTC	BP1	1,200.00	
Dunsinane CTC	BP5	1,200.00	
UNORTHODOX MEDIUM			
Duckwari CTC	PF1	1,220.00	
Strathdon CTC	BP1	1,060.00	
UNORTHODOX LOW			
Hingalgoda CTC	PF1	1,420.00	
Nelunwatta CTC	BP1	790.00	

DENOTES – CEYLON TEA BROKERS PLC [@] / ALL TIME RECORD PRICE [**] / EQUAL ALL TIME [*]
 CEYLON TEA BROKERS PLC – 27 OF 09TH/ 10TH JULY 2024

TOP PRICES - SALE NO. 27 OF 09TH / 10TH JULY 2024

LOW GROWN				CONT.....			
Pothotuwa	BOP1	3,200.00		Hidellana	FBOPF1	2,150.00	
Sithaka	BOP1	2,900.00		Lumbini	FBOPF1	2,150.00	
Mulatiyana Hills	BOP1	2,500.00	@	Kiruwanaanga	FBOPF1	2,150.00	
Sithaka	OP1	3,400.00		Galatara	FBOPF1	2,150.00	
Mulatiyana Hills	OP	1,800.00	@	New Spring View	FBOPF1	2,150.00	
Himara	OP	1,800.00	@				
Lumbini	OP	1,800.00		DUSTS			
Susantha	OP	1,750.00		Mattakelle	DUST1	1,800.00	
Miriswatta	OP	1,750.00		Kalubowitiyana CTC	PD	1,300.00	
Samwin	OP	1,700.00	@	PREMIUM FLOWERY			
Lickra	OP	1,700.00	@	Samwin	FBOPFSp	7,300.00	@
Liyonta	OPA	2,100.00		New Falcon Lanka	FBOPFExSp	6,950.00	
Lumbini	PEK	2,300.00		Danawala	FBOPFExSp1	6,800.00	
Liyonta	PEK	2,300.00		Peak View Super	FBOPFExSp1	6,550.00	@
Golden Garden	PEK	2,150.00	@	Rumassala Hills	FBOPFExSp1	5,400.00	@
Makandura	PEK	2,150.00					
Thundola Ella	PEK	2,100.00	@	OFF GRADES			
Dampahala	PEK1	2,300.00		Mattakelle	FGS/FGS1	1,240.00	
New Batuwangala	PEK1	2,200.00		Hingalgoda CTC	PF	1,320.00	
Hidellana	PEK1	2,200.00		Strathdon CTC	PF	1,040.00	
A C U Super	PEK1	2,100.00	@	Aultmore CTC	PF	940.00	@
Karagoda	PEK1	2,100.00		Aldora	BM	1,300.00	
Matuwagalla Super	BOP	2,250.00	@	Chandrika Estate	BP	1,480.00	
Peak View Super	BOP	2,250.00	@	Chandrika Estate	BOP1A	1,500.00	
Suduwellipothahena Super	BOP	2,250.00	@	Aldora	BOP1A	1,500.00	
New Panikanda	BOP	2,250.00		Narangala Super	BOP1A	1,500.00	
Pothotuwa	BOP	2,250.00					
Green House	BOP	2,250.00					
Sunrise	BOP	2,250.00					
Suduwellipothahena Super	BOP	2,200.00	@				
Wikiliya	BOP	2,200.00					
New Hopewell	BOP	2,200.00					
Ceciliyan	BOP	2,200.00					
Dampahala	BOPSp	2,150.00					
Makandura	BOPF	2,200.00					
New Spring View	BOPFSp	2,050.00					
Brombil	BOPFSp	2,000.00	@				
Palmgarden	BOPFSp	2,000.00					
Talangaha	BOPFSp	1,950.00	@				
Golden Garden	BOPFSp	1,950.00	@				
Suduwellipothahena Super	BOPFSp	1,950.00	@				
Talgaswella	BOPFSp	1,950.00					
Mulatiyana Hills	FBOP	2,400.00	@				
Ceciliyan	FBOP1	2,300.00					
Gunawardena	FBOPF	2,400.00					
Ceyenta	FBOPF	2,350.00	@				
Sineth	FBOPF1	2,550.00					
Hidellana	FBOPF1	2,350.00					
Nilrich	FBOPF1	2,150.00	@				
Lickra	FBOPF1	2,150.00	@				
Mulatiyana Hills	FBOPF1	2,150.00	@				
Nilagama Special	FBOPF1	2,150.00					
Kolonna Super	FBOPF1	2,150.00					
Pothotuwa	FBOPF1	2,150.00					

DENOTES - CEYLON TEA BROKERS PLC [@] / ALL TIME RECORD PRICE [* *] / EQUAL ALL TIME [*]

Future Sales Information (Sale No.28 of 15th / 17th July 2024)

EX EST	H/M-OFF GR & DUST	LEAFY/ SEMI LEAFY/ TIPPY/PREM & BOP1A
MB	Ceylon Tea Brokers PLC	Forbes & Walker Tea Brokers (Pvt) Ltd
BC	Eastern Brokers Ltd	Mercantile Produce Brokers (Pvt) Ltd
AS	John Keells PLC	Bartleet Produce Marketing (Pvt) Ltd
LC	Asia Siyaka Commodities PLC	Asia Siyaka Commodities PLC
CTB	Mercantile Produce Brokers (Pvt) Ltd	Eastern Brokers Ltd
JK	Forbes & Walker Tea Brokers (Pvt) Ltd	Ceylon Tea Brokers PLC
FW	Bartleet Produce Marketing (Pvt) Ltd	Lanka Commodity Brokers
EB	Lanka Commodity Brokers	John Keells PLC

Buyers Prompt: 23.07.2024

Sellers Prompt: 24.07.2024

Awaiting Sale – Catalogue Details

	SALE OF 15TH/ 17TH JULY 2024		SALE OF 22ND/ 23RD JULY 2024	
	LOTS	QTY(KGS)	LOTS	QTY(KGS)
Ex-estate	745	765,911	804	809,291
High And Medium	1,688	752,385	1,768	802,071
Low Grown (Leafy)	1,985	771,768	2,015	789,511
Low Grown (Semi Leafy)	1,434	601,036	1,635	710,442
Low Grown (Tippy)	1,878	878,656	2,047	1,009,557
Off Grades+BOP1A	2,138	1,067,688	2,199	1,122,692
Dusts	538	491,955	549	494,306
Premium Flowery	387	63,316	409	68,990
Total	10,793	5,392,715	11,426	5,806,860
MAIN SALE & EX ESTATE CLOSED ON	27TH JUNE 2024		04TH JULY 2024	

SALE NO. 30 – 30TH / 31ST JULY 2024

Ex-Estate catalogue and Main Sale catalogues are scheduled to be closed on the 11th July 2024

SALE NO. 31 – 06TH / 07TH AUGUST 2024

Ex-Estate catalogue and Main Sale catalogues are scheduled to be closed on the 18th July 2024

SALE NO. 32 – 13TH / 14TH AUGUST 2024

Ex-Estate catalogue and Main Sale catalogues are scheduled to be closed on the 25th July 2024

Elevation Wise – Statistics – Colombo Auction Averages

Elevation	LAST WEEK	WEEK BEFORE LAST	LAST YEAR	YEAR BEFORE
	(RS)	(RS)	(RS)	(RS)
	Sale- 02.07.2024	Sale- 25.06.2024	Corres 2023	Corres 2022
Uva High	1122.68	1090.27	833.02	1160.56
Western High	1179.95	1169.39	835.47	1168.61
CTC High	1077.63	1099.59	757.44	1009.82
Total High Grown	1159.06	1139.13	834.69	1165.63
Uva Medium	1150.84	1159.17	917.83	1312.58
Western Medium	1065.29	1058.12	840.79	978.69
CTC Medium	987.63	1010.86	725.94	920.21
Total Medium Grown	1097.86	1096.25	866.48	1094.81
Orthodox Low	1341.56	1378.09	1115.98	1573.46
CTC Low	950.68	991.90	838.71	1203.64
Total Low Grown	1315.62	1347.90	1099.36	1556.68
TOTAL	1244.92	1256.79	1000.48	1401.12

Elevation	LAST WEEK	WEEK BEFORE LAST	LAST YEAR	YEAR BEFORE
	(\$)	(\$)	(\$)	(\$)
	Sale- 02.07.2024	Sale- 25.06.2024	Corres 2023	Corres 2022
Uva High	3.67	3.57	2.70	3.23
Western High	3.86	3.83	2.71	3.25
CTC High	3.52	3.60	2.46	2.81
Total High Grown	3.79	3.73	2.71	3.24
Uva Medium	3.76	3.80	2.98	3.65
Western Medium	3.48	3.47	2.73	2.72
CTC Medium	3.23	3.31	2.36	2.56
Total Medium Grown	3.59	3.59	2.81	3.04
Orthodox Low	4.39	4.51	3.62	4.37
CTC Low	3.11	3.25	2.72	3.35
Total Low Grown	4.30	4.41	3.57	4.33
Weekly Total (USD)	4.07	4.12	3.25	3.89
Exchange Rate (LKR)	305.82	305.32	308.12	359.79

Elevation	TODATE	TODATE	TODATE	TODATE	TODATE	TODATE
	2022	2023	2024	2022	2023	2024
	(RS)	(RS)	(RS)	(\$)	(\$)	(\$)
Uva High	926.89	1031.42	1113.58	3.14	3.12	3.63
Western High	915.96	1196.13	1194.94	3.11	3.62	3.90
CTC High	775.61	1082.86	1123.32	2.63	3.27	3.66
Total High Grown	919.42	1146.38	1168.96	3.12	3.46	3.81
Uva Medium	996.16	1049.06	1154.99	3.38	3.17	3.77
Western Medium	832.04	1031.69	1087.30	2.82	3.12	3.54
CTC Medium	693.12	976.28	980.98	2.35	2.95	3.20
Total Medium Grown	883.17	1037.20	1109.91	3.00	3.13	3.62
Orthodox Low	1179.39	1318.86	1398.59	4.00	3.99	4.56
CTC Low	762.46	970.89	1021.12	2.59	2.93	3.33
Total Low Grown	1150.80	1299.54	1373.23	3.90	3.93	4.48
TOTAL	1055.05	1222.99	1284.43	3.58	3.70	4.19
Cumulative Sale Averages – 1 USD = Rs. (Monthly Weighted Average)				294.86	330.85	306.72

World Tea Production (In Million Kilos)

Country	Month	Month		To-date		Diff (+/-)
		2023	2024	2023	2024	2023 vs 2024
Sri Lanka	May	26.8	24.5	111.6	104.4	-7.2
Bangladesh	May	8.2	4.8	13.7	11.5	-2.2
North India	May	104.9	77.2	236.9	188.4	-48.5
South India	May	25.7	13.7	84.9	75.2	-9.7
Malawi	Apr	5.9	6	24.9	26.8	1.9
Kenya	Mar	30.5	54.3	118.1	168.8	50.7

Other Markets



Mombasa Auction of 08th / 09th July 2024

Fair general demand for the 300,520 packages (20,352,805.00 kilos) in the market with 56.75% neglected.

Pakistan Packers lent strong support while Egyptian Packers, UK, Bazaar and Afghanistan maintained interest. Yemen and other Middle Eastern countries reduced activity while Kazakhstan and other CIS states saw improved enquiry. Russia, Sudan and South Sudan lent more support with Local Packers less active. Iran were quiet while Somalia were active at the lower end of the market.

BP1:

Best – Mostly firm at last levels with some lines advancing by up to USC12. Brighter – Were steady with a number of teas remaining unsold but select invoices appreciated by USC13. Mediums – KTDA mediums were firm where sold while plantation mediums shed up to USC18. Lower Medium – Varied between steady to dearer by up to USC24 for most teas but some lines eased by up to USC20. Plainer – Met improved competition advancing by up to USC20 with select invoices gaining USC50 but a few lines lost up to USC9.

PF1:

Best – Irregular ranging between firm to dearer by up to USC16 to easier by up to USC7. Brighter – Varied between USC10 dearer to easier by up to USC8. Mediums – KTDA mediums were steady to USC6 dearer and selected invoices appreciated by USC13 to easier by up to USC4 while plantation mediums ranged between USC6 dearer to easier by up to USC14. Lower Medium – Varied between steady to USC12 above previous levels to easier by up to USC11 with selected lines discounted by USC25. Plainer – Saw more interest and were firm to USC24 dearer. DUST GRADES (M1)

PDUST:

Best – Ranged between firm to USC18 above last prices to easier by up to USC19. Brighter – Were mainly steady at previous levels with selected invoices advancing by USC19. Mediums – KTDA mediums were firm to easier by up to USC14 with a number teas remaining unsold while plantation mediums met improved enquiry and were irregularly dearer by up to USC28. Lower Medium – Saw some teas steady to USC10 dearer while others lost up to USC12. Plainer – Varied between firm to USC27 dearer to easier by up to USC16.

DUST1:

Best – Steady to easier by up to USC27. Brighter – Irregular ranging between firm to USC4 dearer to easier by up to USC8. Mediums – KTDA mediums were steady to USC8 easier with plantation mediums firm to USC8 above last prices. Lower Medium – Steady to USC12 dearer to easier by up to USC4. Plainer – Firm to USC22 above previous levels.

SECONDARY GRADES (S1)

In the Secondary Catalogues, BPs were firm with PFs about steady. Clean well sorted coloury Fannings eased while similar DUSTs held value. Other Fannings sold at previous rates with DUSTs firm. BMFs were readily absorbed

Courtesy - Africa Tea Brokers Limited

Jakarta Auction of 04th July 2024

CTC LEAF

DEMAND: Good Demand at easier price levels.

MARKET: The total CTC leaf teas sold this week was 88.08% (1,401,719.63kgs) of the total offering of 1,591,453.01kgs.

BEST: Limited quantity of larger broken sold dearer on competition. Medium broken sold easier by Rs. 3 to 7. Smaller broken met with better demand and prices inclined by Rs. 5 or more especially on select best invoices. Fanning met with an easier market by Rs. 4 to 7.

GOOD: Larger broken dearer at the lower end whilst the top end eased by Up to Rs. 3. Medium broken saw barely steady to an easier market. Smaller broken sold at barely steady prices. Fanning sold steady at lower end whilst the top end eased substantially.

BETTER MEDIUM: Larger broken sold barely steady, medium sorts firm to dearer, smaller broken at the lower end eased by a couple of rupees whilst the top end saw an increase by up to Rs. 5. Fanning sold barely steady to be easier however, had a larger percentage of teas remaining unsold in this category.

MEDIUM : All sorts sold easier by Rs. 3 to 6 or more except for select invoices which declined by Rs. 1 to 2, however though bulk of the teas in this category declined in value, but had a better sale percentage except for the fanning which faced withdrawals especially on browner and fibrous sorts.

PLAINER: Larger broken remained unsold, remaining grades declined by Rs. 2 to 5. The Major blenders absorption was at 54.16% of the total CTC leaf sold.

ORTHODOX LEAF

DEMAND: Good demand at erratic prices.

MARKET: The high grown clean well made whole leaf at bottom end sold steady whilst the top end declined following quality. Broken saw a price decline of Rs. 4 to 8. Fanning grade sold at steady prices. Other whole leaves and broken ones sold steady, whilst the others sold barely steady to easier.

CTC DUST

DEMAND: Feeble demand especially as the sale progressed.

MARKET: CTC dust offer this week was at 465,211.82Kgs of which 314,032.04kgs were sold (67.50%).

BEST: Bolder dust declined by Rs. 5 to 8. RD sold easier at firm prices. Finer dust declined substantially.

GOOD: PD eased by Rs. 4 ton 8, RD very few lines sold at Rs. 5 lower with larger weight of teas remaining unsold. Finer dust at the lower end sold substantially easier whilst the top end remained steady.

BETTER MEDIUM: All sorts in this category declined substantially and larger weights of teas remain unsold.

MEDIUM: All sorts sold at easier by Rs. 1 to 3.

PLAINER: This category of teas sold at easier by Rs. 1 to 2.

ORTHODOX DUST

DEMAND: Good demand at easier prices.

MARKET: High grown primary sold easier as per quality. The secondary sold easier by a couple of rupees. Other category primary dust too saw a decline in prices especially at the top end, secondary dust sold at steady prices.

Courtesy - J.Thomas & Co. Pvt. Ltd

Kolkata Auction of 09th / 10th July 2024

Good demand. Good and best Assams are irregular around last. Remainder selling at steady levels. Dooars selling at firm levels. Buying Pattern: Western India - Active , HUL - Operating , TCPL - Very selective so far , Local - Operating . Based on ABL & JT's (1st session) Catalogue.

Courtesy - Associated Brokers Pvt. Ltd, Kolkata

Malawi Auction of 10th July 2024

There was less and selective demand for the 3960 packages on offer.

BP1 were firm to 2USC easier.

PF1/PD/D1 - All were neglected.

PF1SC sold 1-3USC easier on last.

Secondaries were all taken out.

Courtesy - Tea Brokers Central Africa Limited

Guwahati Auction of 09th July 2024

Good demand. The good and best Assams on offer so far are selling at barely steady to at times easier rates following quality. Remainder yet to be seen. (JT running at 86%). HUL/TCPL/ Western India/ Internal operating. Exporters selective so far.

Courtesy - Associated Brokers Pvt. Ltd, Guwahati

Bangladesh Auction of 08th July 2024

CTC LEAF : 43,170 packages of tea on offer met with a fair demand.

BROKENS: Well made good liquoring Brokens were a fairly good market but mostly eased a little. Medium sorts met with a little less demand and were easier with some withdrawals. Plainer varieties met with a selective demand and were easier with more withdrawals. BLF teas were again in less demand and witnessed more withdrawals. .

FANNINGS: Well made good liquoring Fannings met with a fairly good demand at around last levels easing slightly. Medium types met with a fair demand at slightly easier rates. Plain types were easier with more withdrawals. BLF teas were again in less demand and witnessed more withdrawals.

DUST: 10,524 packages of tea on offer met with quite a good demand. Good liquoring Dusts sold well at easier rates. Medium Dusts sold at last levels with some withdrawals. Plain/BLF Dusts were an easier market with more withdrawals than last. Blenders were fairly active whilst Loose tea buyers were selective.

COMMENTS: Offerings were heavier this week which met with less/selective demand. Both Blenders and Loose tea buyers were less active this week resulting in more withdrawals. However, good teas continued to sell well and received fairly good support from all sections of the market.

Dusts sold well.

Courtesy - National Brokers Limited

