



**WEEKLY TEA
MARKET
SNAPSHOT**


Ceylon Tea Brokers

**SALE NO.26
02ND & 03RD
JULY 2024**



This week's Tea News

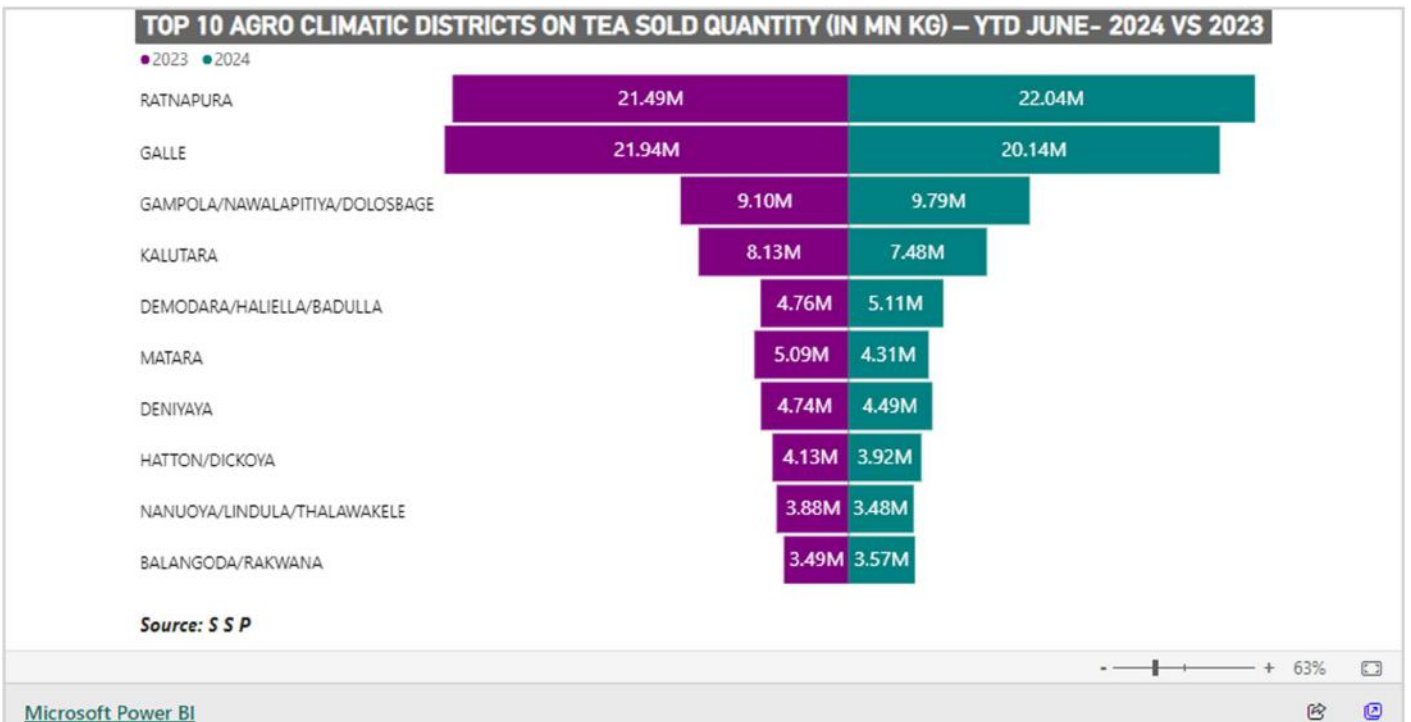
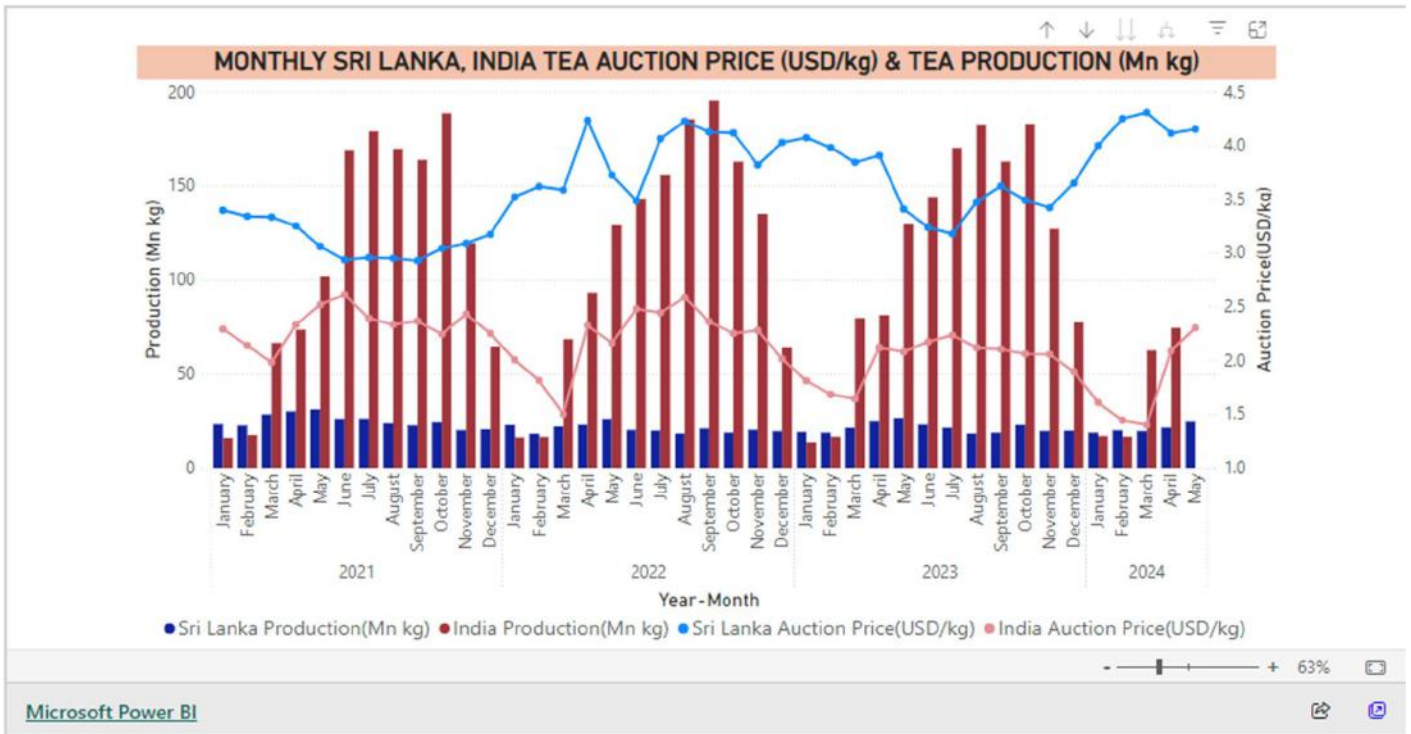


1 - [Health Benefits of Ginger Tea](#)



2 - [Hibiscus Tea Recipe](#)

Tea Statistics



Market movement at International Auction Centers this week



Currency – As of 03rd July 2024



	United States Dollars (USD)		European Community Euro (EUR)		United Kingdom pounds (GBP)	
	2024	Corresponding 2023	2024	Corresponding 2023	2024	Corresponding 2023
Sri Lankan Rupee	303.52	308.12	326.17	335.95	385.08	390.91

(Courtesy - Central Bank of Sri Lanka)

Indian Rupee	83.48	82.10	89.60	89.55	105.66	104.22
Kenyan Shilling	127.66	139.65	137.00	152.33	161.60	177.28
Bangladesh Taka	116.35	107.00	124.87	116.70	147.25	135.81
Indonesian Rupiah	16,376.10	15,024.40	17,575.30	16,389.00	20,725.50	19,072.70
Malawi Kwacha	1,718.69	1,038.82	1,844.55	1,133.17	2,175.17	1,318.73
Vietnam Dong	25,451.70	23,578.30	27,315.50	25,719.70	32,211.50	29,931.40

(Courtesy - Oanda Corporation)

SRI LANKA RUPEE AGAINST US DOLLAR TIME PERIOD 27/06/2024 TO 03/07/2024. (SPOT / BUYING RATE)

27/06/2024	305.34	28/06/2024	305.71	01/07/2024	306.02
02/07/2024	305.82	03/07/2024	303.52		



CURRENCY
As of 03rd July 2024
LKR/USD 303.52

(www.cbsl.gov.lk)



CRUDE OIL
As of 03rd July 2024
USD 86.70

(markets.businessinsider.com)

Elevation Average - June

HIGH

Rs.1,133.00 USD 3.73

MEDIUM

Rs.1,087.07 USD 3.58

LOW

Rs.1,336.85 USD 4.40

TOTAL

Rs.1,243.82 USD 4.09

Quantity Sold during the period 24th – 29th June 2024


	2024		2023	
	WEEKLY	TODATE	WEEKLY	TODATE
Private Sales	162,820.00	3,101,861.75	98,929.90	2,553,761.55
Public Auction	4,588,064.00	118,929,256.00	4,860,454.00	121,885,989.50
Forward Contracts	42,700.00	890,150.00	52,200.00	1,543,568.00
Direct Sales	-	-	-	-
Total	4,793,584.00	122,921,267.75	5,011,583.90	125,983,319.05
BMF Excluded From Private Sale	15,900.00	1,163,427.00	78,648.00	1,281,416.00

Tea Tech Tips



In withering, remove surface moisture and water from wet leaf immediately on spreading in the trough. Actual wither will commence only when leaf is dry.

Crop & Weather (For the period 25th June - 01st July 2024)






























The Western planting districts reported bright mornings followed by followed by occasional evening showers whilst the Nuwara Eliya's experienced sunny conditions throughout the week. The Department of Meteorology forecasts heavy showers and winds in both regions.

The Uva/Udapussellawa's reported bright conditions throughout the week. Showers are to be expected in the Uva region.

The Low grown's experienced sunny mornings followed by evening showers. Rains are to be expected in the Low grown districts.

The Uva/Udapussellawa and Low grown districts recorded an increase whilst the Western and Nuwara Eliya regions maintained their crop intakes.

Weather Forecast (For the period 04th - 10th July 2024)

	Thu(04/07)	Fri(05/07)	Sat(06/07)	Sun(07/07)	Mon(08/07)	Tue(09/07)	Wed(10/07)
GALLE	31°/27°C 	31°/28°C 	31°/27°C 	31°/27°C 	33°/26°C 	31°/26°C 	31°/26°C 
MATARA	32°/25°C 	31°/25°C 	33°/25°C 	32°/25°C 	33°/26°C 	32°/26°C 	33°/26°C 
RATNAPURA	30°/23°C 	30°/23°C 	31°/24°C 	31°/23°C 	33°/25°C 	31°/25°C 	32°/25°C 
HATTON/ TALAWAKELLE	25°/19°C 	25°/19°C 	25°/19°C 	26°/19°C 	26°/19°C 	25°/19°C 	26°/19°C 

Colombo International Tea Convention 24th to 26th July 2024



You can NOW register through the link <https://register.ctta.lk/>

This Week's Market Movement at Colombo Tea Auction



Order of Sale this week

EX EST	H/M-OFF GR & DUST	LEAFY/ SEMI LEAFY/ TIPPY/PREM & BOP1A
LC	Bartleet Produce Marketing (Pvt) Ltd	Lanka Commodity Brokers
CTB	Lanka Commodity Brokers	John Keells PLC
BC	Ceylon Tea Brokers PLC	Eastern Brokers Ltd
JK	Eastern Brokers Ltd	Forbes & Walker Tea Brokers (Pvt) Ltd
EB	John Keells PLC	Mercantile Produce Brokers (Pvt) Ltd
MB	Asia Siyaka Commodities PLC	Bartleet Produce Marketing (Pvt) Ltd
FW	Mercantile Produce Brokers (Pvt) Ltd	Asia Siyaka Commodities PLC
AS	Forbes & Walker Tea Brokers (Pvt) Ltd	Ceylon Tea Brokers PLC

CATALOGUE	LOTS	QTY (KGS)
Ex-estate	692	694,564
High And Medium	1,536	682,094
Low Grown (Leafy)	1,986	787,077
Low Grown (Semi Leafy)	1,310	528,750
Low Grown (Tippy)	1,692	780,833
Off Grades + BOP1A	2,154	1,057,719
Dusts	495	426,856
Premium Flowery	346	54,658
TOTAL	10,211	5,012,551

Demand: All-round lower demand.

Sale	Ex-Estate		Low Grown (Leafy/Tippy)		Total	
	Qty	Demand	Qty	Demand	Qty	Demand
26	0.69 MKgs	Lower	2.09 MKgs	Lower	5.01 MKgs	Lower

WESTERN					LEAFY / SEMI LEAFY				
	SELECT BEST	BEST	BELOW BEST	PLAINER		SELECT BEST	BEST	BELOW BEST	OTHERS
BOP	↓ -50	↓ -50	↓ -30	Irregular	OP1	Firm	↓ -80	↓ -60	↓ -80
BOPF	↓ -100	Firm	↓ -50	↓ -20	BOP1	Firm	↓ -50	Firm	Firm
					OP / OPA			-50	
					PEK	↑		30	
BOP		N/A	↓ -30	↓ -50	PEK1			Firm	
BOPF		Irregular	↓ -20	↓ -20					
HIGH & MEDIUM					SMALL LEAF / TIPPY				
	SELECT BEST	BEST	BELOW BEST	OTHERS		SELECT BEST	BEST	BELOW BEST	OTHERS
BP1	↓ -50	↓ -50	Firm	Firm	FBOP	↓ -50	Firm	↑ 20	↑ 20
PF1	↓ -50	↓ -50	↓ -50	↓ -100	FBOP1	↓ -40	↓ -10	Firm	Firm
					FBOPF1	↓ -50	Firm	Firm	↓ -20
					PREMIUM FLOWERY				
BOP1	↓ -50	↓ -50	Firm	Firm					
OP1	↓ -100	↓ -50	↓ -50	↓ -100					
FBOP	↓ -50	↓ -50	↓ -50	↓ -50	SELECT BEST	↓	200-400	↓	-200
FBOPF1	Firm	Firm	↑ 50	↑ 50	BEST	↓	100-200	↓	-200
PEK	↓ -50	Firm	Firm	Firm	BELOW BEST	↓	-200	↓	100-200
PEK1	↑ 50	↑ 50	↑ 50	↑ 50	OTHERS	↓	-100	↓	-100
OP/OPA	↓ -50	↓ -20	↓ -20	↓ -20					



High Grown Teas



BOP

Best Western's declined by Rs.50-70/- per kg. In the Below best category a few selected invoices gained by Rs.20-40/- per kg whilst others were lower by Rs.50/- per kg. Plainer teas were irregular. Nuwara Eliya's had hardly any offerings. Uda Pussellawa's lost by Rs.20-30/- per kg whilst Uva's eased by Rs.50-70/- per kg.

BOPF

Best Western's declined by Rs.100/- per kg and more at times. In the Below best category, a few selected invoices held firm whilst others declined by Rs.50-70/- per kg. Plainer categories clean leaf coloury teas maintained whilst others were easier by Rs.20-30/- per kg. Nuwara Eliya's were irregular and sold around last week's levels. Uda Pussellawa's dropped by Rs.20-40/- per kg whilst Uva's eased by Rs.20/- per kg.

Medium Grown Teas



BOP1 - Select best and best lower by Rs.50/- per kg whilst all others held firm.

OP1 - Select best lost by Rs.100/- per kg. Best and below best declined by Rs. 50/- per kg whilst the others dropped by Rs.100/- per kg.

OP/OPA - Select best were easier by Rs.50/- per kg whilst all others lost by Rs. 50/- per kg.

PEK - Select best were lower by Rs.50/- per kg, whilst all other remained unchanged.

PEK1 - Overall, dearer by Rs.50/- per kg.

FBOP - In general, lower by Rs.50/- per kg

FBOPF1 - Select best and best remained unchanged whilst all others appreciated by Rs. 50/- per kg.

CTC Teas



HIGH GROWN

BP1 – Held firm.

PF1 – Better teas declined by Rs.50/- per kg whilst others were lower to a lesser extent.

MEDIUM GROWN

BP1 – Irregular.

PF1 – High priced teas lost by Rs.50-70/- per kg whilst others were lower to a lesser extent.

LOW GROWN

BP1 – Mostly unsold.

PF1 – Remained unchanged.

QUOTATIONS-HIGH GROWNS	BOP		BOPF	
Best Westerns	1,380	1,550	1,300	1,460
Below Best Westerns	1,180	1,320	1,200	1,280
Plainer Westerns	1,020	1,120	1,140	1,180
Nuwara Eliyas	N/A		1,300	1,320
Udapussellawas	1,020	1,080	1,100	1,160
Best Uvas	N/A		1,140	1,160
Other Uvas	1,040		1,100	1,120
Good Mediums	1,000	1,950	1,100	1,320
Poor Mediums	800	900	770	1,060
QUOTATIONS – UNORTHODOX	BP1		PF1	
(CTC) CTC (High & Medium)	1,020	1,120	1,040	1,220
CTC (Low)	N/A		1,220	1,300

Low Grown Teas



BOP1 - Select best were easier, whilst the balance were firm to dearer.

OP1 - In general were easier.

OP - Select best were easier, whilst best and below best were firm to lower. Poorer sorts maintained.

OPA - Select best were easier, whilst best and below best were firm to lower. Poorer sorts maintained.

PEKOE/PEKOE1 - Select best and best were firm to dearer whilst below best and poorer sorts were firm. PEK1's select best were firm whilst best and below best were firm to dearer.

FBOP/FBOP1 - Select best were firm to lower, whilst below best and others were marginally lower to last.

BOP - Select best and best were firm to dearer, whilst below best and others were firm to irregular.

BOPF - All-round firm.

FBOPF/FBOPF1 - Select best FBOPF's were firm, whilst all others were lower. Select best and best FBOPF1's were firm all others were irregularly lower.

QUOTATIONS	SELECT BEST	BEST	BELOW BEST	OTHER
BOP1	2,350-3,200	1,900-2,200	1,500-1,750	900-1,400
OP1	2,250-3,400	1,800-2,200	1,500-1,700	800-1,400
OP	1,500-1,800	1,400-1,480	1,100-1,300	900-1,100
OPA	1,500-1,850	1,300-1,450	1,150-1,250	800-1,100
PEKOE	1,800-2,300	1,650-1,750	1,300-1,550	850-1,1200
PEKOE1	1,800-2,200	1,650-1,750	1,400-1,550	850-1,200
FBOP1	1,700-2,200	1,300-1,600	1,000-1,200	Below 900
FBOP	2050-2,550	1,700-1,900	1,400-1,650	Below 1,300
BOP	1,800-2,200	1,500-1,700	1,300-1,450	Below 1,100
BOPF	1,000-2,050	850-950	750-820	Below 720
FBOPF1	1,800-2,200	1,600-1,750	1,300-1,500	Below 1,200
FBOPF	1,600-2,450	1,300-1,500	1,000-1,250	Below 900
FFSP/FFEXSP/FFEXSP1	5000-7,250	2,800-4,000	1,500-2,600	Below 1,300

Off Grades



FGS/FGS1 - High growns were lower by Rs. 40-60/- per kg. Medium and Low Growns were firm to Rs. 10-20/- per kg dearer. CTC's were firm to Rs. 10-20/- per kg dearer.

BM - Cleaner varieties gained by Rs. 20-30/- per kg. Below best and Bottom maintained.

BP - Few cleaner types maintained whilst the rest eased by Rs. 40-60/- per kg. Below best and bottom were firm.

BOP1A - Best were firm to dearer. Below Best gained by Rs.20-30/- per kg, whilst the poorer sorts held firm.

	HIGH		MEDIUM		LOW	
FNGS	690	1,200	710	940	680	1,220
P.FGS (CTC)	890	900	770	1080	780	1,360
BP	800	1,080	790	1,550	810	1,650
BM	710	880	680	1100	600	1,220
BOP1A	750	1,060	720	1,080	730	1,440

DUST Grades



DUST1 - Best and below best were firm. CTC's held firm. Best and below best low grows were firm on last.

DUST - Cleaner secondaries and low grows appreciated by Rs.30-60/- per kg.

	HIGH		MEDIUM		LOW	
PRIMARY DUSTS	1,220	1,700	900	1,080	1,040	1,300
SECONDARY DUSTS	850	1,100	800	900	720	880
PDUST (CTC)	1,100	1,300	1,100	1,260	1,050	1,240

Top Prices - Sale No.26 of 02nd / 03rd July 2024

TOP PRICES - SALE NO. 26 OF 02ND / 03RD JULY 2024			
WESTERN MEDIUM			
Harangalla	BOP	1950.00	
Hatale	BOPSp	1900.00	
Galgewatta	BOPF/BOPFSp	1460.00	
Nayapane	BOP1	2000.00	
New Rothschild	BOP1	1950.00	@
Harangalla	FBOP/FBOP1	2250.00	
Harangalla	FBOPF/FBOPF1	2000.00	@
Kings Valley	OP	1500.00	
Harangalla	OPA	1420.00	@
Harangalla	OP1	1800.00	
New Rothschild	OP1	1550.00	@
Kenilworth	OP1	1550.00	
Nayapane	OP1	1550.00	
Harangalla	PEK/PEK1	1900.00	@
Dartry Valley	PEK/PEK1	1800.00	@
Uplands	PEK/PEK1	1800.00	
Orange Field	PEK/PEK1	1800.00	
WESTERN HIGH			
Great Western	BOP	1550.00	
Queensberry	BOPSp	1750.00	
Bearwell	BOPF/BOPFSp	1460.00	
Venture	BOP1	1420.00	
Bogahawatte	FBOP/FBOP1	1900.00	
Weddemulla	FBOPF/FBOPF1	1850.00	@
Bambrakelly	FBOPF/FBOPF1	1850.00	
Bogahawatte	FBOPF/FBOPF1	1850.00	
Bambrakelly	OP	1300.00	
Frotoft Super	OPA	1240.00	@
Bambrakelly	OPA	1240.00	
Venture	OP1	1260.00	
Frotoft Super	PEK	1500.00	@
Frotoft Super	PEK1	1650.00	@
Bogahawatte	PEK1	1500.00	@
NUWARA ELIYA			
Court Lodge	BOP	1080.00	
Mahagastotte	BOPF/BOPFSp	1320.00	
Court Lodge	FBOP/FBOP1	1650.00	
Kenmare	OP/OPA	1700.00	
Lovers Leap	PEK/PEK1	1300.00	
UDA PUSSELLAWAS			
Luckyland	BOP	1080.00	
Mooloya	BOP	1080.00	
Luckyland	BOPSp	1140.00	
Luckyland	BOPF/BOPFSp	1180.00	
Delmar	BOP1	1700.00	
Alma	FBOP/FBOP1	1850.00	@
Alma	FBOPF/FBOPF1	1850.00	@
Alma	OP	1280.00	@
Alma	OPA	1360.00	@
Blairlmond	OP1	1180.00	
Alma	PEK	1600.00	@
Alma	PEK1	1900.00	@
UVA MEDIUM			
Sarnia Plaiderie	BOP	1900.00	
Blossoms Uva Tea	BOPSp	1700.00	
Dickwella	BOPF/BOPFSp	1750.00	
Demodera 'S'	BOP1	1950.00	
Ury	FBOP/FBOP1	2050.00	@
Roseland Uva	FBOPF/FBOPF1	1950.00	
Roseland Uva	OP/OPA	1380.00	
Telbedde	OP1	1950.00	
Aruna Keppetipola	PEK/PEK1	1750.00	
UVA HIGH			
Glenanore	BOP	1800.00	
Ranaya	BOPSp	1850.00	@
Battawatte	BOPF/BOPFSp	1480.00	
Ranaya	BOP1	1900.00	@
Uva Highlands	BOP1	1900.00	
Gonamotawa	FBOP/FBOP1	2000.00	
Mount Uva	FBOPF/FBOPF1	1950.00	@
Aislaby	FBOP/FBOP1	1950.00	
Ranaya	FBOPF/FBOPF1	1900.00	@
Ranaya	OP/OPA	1340.00	@
Gonamotawa	OP1	1700.00	
Aislaby	PEK/PEK1	1700.00	
UNORTHODOX HIGH			
Ulgedara CTC	PF1	1200.00	
Dunsinane CTC	PF1	1200.00	
Dunsinane CTC	BP1	1120.00	
Ulgedara CTC	BP1	1020.00	@
Ulgedara CTC	BPS	1180.00	@
Dunsinane CTC	BPS	1180.00	
UNORTHODOX MEDIUM			
Delta CTC	PF1	1220.00	
Strathdon CTC	BP1	1180.00	
UNORTHODOX LOW			
Cedliyan CTC	PF1	1300.00	
Kalubowitiyana CTC	PF1	1300.00	
Nelunwatta CTC	BP1	860.00	
Ross Feld CTC	BPS	980.00	

DENOTES - CEYLON TEA BROKERS PLC (@) / ALL TIME RECORD PRICE (**) / EQUAL ALL TIME (*)

TOP PRICES - SALE NO. 26 OF 02ND / 03RD JULY 2024

LOW GROWN			CONT.....		
Sithaka	BOP1	3,200.00	Hidellana	FBOPF1	2,150.00
Gunawardana	OP1	3,400.00	Cecilian	FBOPF1	2,150.00
Miriswatta	OP	1,800.00	Stream Line	FBOPF1	2,150.00
New Kandadola	OP	1,800.00	Graceland	FBOPF1	2,100.00 @
A C U Super	OP	1,750.00 @	Wathurawila	FBOPF1	2,100.00 @
Lickra	OP	1,750.00 @	New South Co-Op	FBOPF1	2,100.00
Bogoda Group	OP	1,750.00	Ransegoda	FBOPF1	2,100.00
Mahaliyadda	OP	1,750.00	New Vitthanakande	FBOPF1	2,100.00
Samwin	OP	1,700.00 @	Sithaka	FBOPF1	2,100.00
Mulatiyana Hills	OP	1,700.00 @	New Panikanda	FBOPF1	2,100.00
Lumbini	OP	1,700.00	Makandura	FBOPF1	2,100.00
Nilgiri	OPA	1,850.00 @	Green Lanka	FBOPF1	2,100.00
Mulatiyana Hills	OPA	1,850.00 @	Wijaya Group	FBOPF1	2,100.00
Suwishka	OPA	1,800.00 @	Galatara	FBOPF1	2,100.00
Matuwagalla Super	OPA	1,800.00	Pothotuwa	FBOPF1	2,100.00
Lumbini	PEK	2,300.00	Dellawa	FBOPF1	2,100.00
Lakvinka	PEK	2,200.00	Gunawardana	FBOPF1	2,100.00
Makandura	PEK	2,200.00	Adams View	FBOPF1	2,100.00
Golden Garden	PEK	2,150.00 @	Sachitha	FBOPF1	2,100.00
A C U Super	PEK1	2,200.00 @	Berubeula	FBOPF1	2,100.00
Galatara	PEK1	2,200.00	Nelunwatta	FBOPF1	2,100.00
Rajjuruwatta Super	PEK1	2,100.00 @	Hedigalla	FBOPF1	2,100.00
Dampahala	PEK1	2,100.00	Lenama Hills	FBOPF1	2,100.00
Nilgiri	PEK1	2,050.00 @	New Laksakanda	FBOPF1	2,100.00
Suduwelipothahena Super	BOP	2,200.00 @	Katanwila	FBOPF1	2,100.00
New Panikanda	BOP	2,200.00	Athukorala Group Super	FBOPF1	2,100.00
Kolonna Super	BOP	2,200.00	Sunrise	FBOPF1	2,100.00
Pothotuwa	BOP	2,200.00	New Spring View	FBOPF1	2,100.00
Dellawa	BOP	2,200.00			
Cecilian	BOP	2,200.00			
Sunrise	BOP	2,200.00			
Suduwelipothahena Super	BOP	2,150.00 @			
Pothotuwa	BOP	2,150.00			
Peak View Super	BOP	2,100.00 @			
Cecilian	BOPSp	2,250.00			
Pothotuwa	BOPF	2,050.00			
Hidellana	BOPF	2,050.00			
Suduwelipothahena Super	BOPFSp	2,100.00 @			
Andaradeniya Super	BOPFSp	2,000.00			
Mulatiyana Hills	BOPFSp	1,950.00 @			
Sithaka	FBOP	2,550.00			
Aruna	FBOP1	2,200.00			
New Vitthanakande	FBOP1	2,200.00			
Gunawardana	FBOPF	2,450.00			
Broadlands Smallholders	FBOPF1	2,200.00			
New Spring View	FBOPF1	2,200.00			
New J.S.P	FBOPF1	2,150.00 @			
Nilrich	FBOPF1	2,150.00 @			
Mulatiyana Hills	FBOPF1	2,150.00 @			
New Vitthanakande	FBOPF1	2,150.00			
Kolonna Super	FBOPF1	2,150.00			
Pothotuwa	FBOPF1	2,150.00			
Bogoda Group	FBOPF1	2,150.00			
Wattahena	FBOPF1	2,150.00			
Athukorala Group Super	FBOPF1	2,150.00			

DUSTS		
Mattakelle	DUST1	1,700.00
Dunsinane CTC	PD	1,300.00

PREMIUM FLOWERY		
New Hopewell	FBOPFSp	7,250.00
Green Lanka	FBOPFExSp	7,000.00
Kendalanda	FBOPFExSp1	7,200.00
Matuwagalla Super	FBOPFExSp1	7,000.00 @

OFF GRADES		
Arbour Valley	FGS/FGS1	1,220.00
Hingalgoda CTC	PF	1,360.00
Chandrika Estate	BM	1,220.00
Co-op Cola	BP	1,650.00
Suwishka	BP	1,600.00 @
Bogoda	BP	1,600.00
Chandrika Estate	BOPIA	1,440.00

DENOTES - CEYLON TEA BROKERS PLC [@] / ALL TIME RECORD PRICE [**] / EQUAL ALL TIME [*]

Future Sales Information (Sale No.27 of 09th / 10th July 2024)

EX EST	H/M-OFF GR & DUST	LEAFY/ SEMI LEAFY/ TIPPY/PREM & BOP1A
CTB	Lanka Commodity Brokers	John Keells PLC
BC	Ceylon Tea Brokers PLC	Forbes & Walker Tea Brokers (Pvt) Ltd
JK	Eastern Brokers Ltd	Mercantile Produce Brokers (Pvt) Ltd
EB	John Keells PLC	Eastern Brokers Ltd
MB	Asia Siyaka Commodities PLC	Bartleet Produce Marketing (Pvt) Ltd
FW	Mercantile Produce Brokers (Pvt) Ltd	Asia Siyaka Commodities PLC
AS	Forbes & Walker Tea Brokers (Pvt) Ltd	Ceylon Tea Brokers PLC
LC	Bartleet Produce Marketing (Pvt) Ltd	Lanka Commodity Brokers

Buyers Prompt: 16.07.2024

Sellers Prompt: 17.07.2024

Awaiting Sale – Catalogue Details

	SALE OF 09TH/ 10TH JULY 2024		SALE OF 15TH/ 17TH JULY 2024	
	LOTS	QTY(KGS)	LOTS	QTY(KGS)
Ex-estate	711	712,025	745	765,911
High And Medium	1,736	771,371	1,688	752,385
Low Grown (Leafy)	2,155	855,979	1,985	771,768
Low Grown (Semi Leafy)	1,536	645,263	1,434	601,036
Low Grown (Tippy)	2,003	968,153	1,878	878,656
Off Grades+BOP1A	2,211	1,081,858	2,138	1,067,688
Dusts	542	481,035	538	491,955
Premium Flowery	402	67,066	387	63,316
Total	11,296	5,582,750	10,793	5,392,715
MAIN SALE & EX ESTATE CLOSED ON	20TH JUNE 2024		27TH JUNE 2024	

SALE NO. 29 – 22ND / 23RD JULY 2024

Ex-Estate catalogue and Main Sale catalogues are scheduled to be closed on the 04th July 2024.

SALE NO. 30 – 30TH / 31ST JULY 2024

Ex-Estate catalogue and Main Sale catalogues are scheduled to be closed on the 11th July 2024

SALE NO. 31 – 06TH / 07TH AUGUST 2024

Ex-Estate catalogue and Main Sale catalogues are scheduled to be closed on the 18th July 2024

Elevation Wise – Statistics – Colombo Auction Averages

Elevation	LAST WEEK	WEEK BEFORE LAST	LAST YEAR	YEAR BEFORE
	(RS)	(RS)	(RS)	(RS)
	Sale- 25.06.2024	Sale- 18.06.2024	Corres 2023	Corres 2022
Uva High	1090.27	1091.14	823.97	1141.22
Western High	1169.39	1162.91	823.79	1110.52
CTC High	1099.59	1081.73	762.53	958.52
Total High Grown	1139.13	1136.70	823.85	1122.17
Uva Medium	1159.17	1149.92	918.23	1244.00
Western Medium	1058.12	1068.99	831.08	900.80
CTC Medium	1010.86	1028.33	725.52	829.12
Total Medium Grown	1096.25	1098.83	862.45	1007.62
Orthodox Low	1378.09	1390.30	1133.93	1537.64
CTC Low	991.90	982.55	849.61	982.01
Total Low Grown	1347.90	1364.23	1115.93	1505.13
TOTAL	1256.79	1267.88	1001.02	1330.89

Elevation	LAST WEEK	WEEK BEFORE LAST	LAST YEAR	YEAR BEFORE
	(\$)	(\$)	(\$)	(\$)
	Sale- 25.06.2024	Sale- 18.06.2024	Corres 2023	Corres 2022
Uva High	3.57	3.59	2.68	3.17
Western High	3.83	3.83	2.68	3.08
CTC High	3.60	3.56	2.48	2.66
Total High Grown	3.73	3.74	2.68	3.11
Uva Medium	3.80	3.78	2.99	3.45
Western Medium	3.47	3.52	2.71	2.50
CTC Medium	3.31	3.38	2.36	2.30
Total Medium Grown	3.59	3.62	2.81	2.80
Orthodox Low	4.51	4.57	3.69	4.27
CTC Low	3.25	3.23	2.77	2.73
Total Low Grown	4.41	4.49	3.63	4.18
Weekly Total (USD)	4.12	4.17	3.26	3.69
Exchange Rate (LKR)	305.32	303.95	307.00	360.30

Elevation	TODATE	TODATE	TODATE	TODATE	TODATE	TODATE
	2022	2023	2024	2022	2023	2024
	(RS)	(RS)	(RS)	(\$)	(\$)	(\$)
Uva High	917.88	1040.89	1113.21	3.24	3.13	3.63
Western High	908.35	1212.16	1195.44	3.20	3.64	3.90
CTC High	768.64	1096.01	1125.14	2.71	3.29	3.67
Total High Grown	911.35	1160.54	1169.31	3.21	3.49	3.81
Uva Medium	983.49	1055.69	1155.19	3.47	3.17	3.77
Western Medium	827.09	1040.61	1088.16	2.92	3.13	3.55
CTC Medium	686.22	988.46	980.68	2.42	2.97	3.20
Total Medium Grown	875.61	1045.38	1110.42	3.09	3.14	3.62
Orthodox Low	1164.41	1327.68	1400.82	4.11	3.99	4.57
CTC Low	750.50	976.62	1024.19	2.65	2.93	3.34
Total Low Grown	1135.68	1308.23	1375.49	4.00	3.93	4.48
TOTAL	1042.58	1232.92	1285.97	3.68	3.70	4.19
Cumulative Sale Averages – 1 USD = Rs. (Monthly Weighted Average)				283.65	332.79	306.81

World Tea Production (In Million Kilos)

Country	Month	Month		To-date		Diff (+/-)
		2023	2024	2023	2024	2023 vs 2024
Sri Lanka	May	26.8	24.5	111.6	104.4	-7.2
Bangladesh	Apr	5.1	4.8	7.6	6.6	-1
Malawi	Apr	5.9	6	24.9	26.8	1.9
North India	Apr	63.1	62	132.1	111.2	-20.9
South India	Apr	18.5	12.5	59.3	61.5	2.2
Kenya	Mar	30.5	54.3	118.1	168.8	50.7

Sri Lanka Tea Sale Averages - Sub Elevation Wise – Month of June 2024

CEYLON TEA BROKERS PLC

Level 7, Millenium House, No.46/58, Nawam Mawatha, Colombo 2.
Tel:011-4607777 Fax: 011-4607788
Email: general@ceylontebrokers.com; Web: www.ceylontebrokers.com



Sri Lanka Tea Sale Averages - Sub Elevation Wise – Month of June 2024 (Excluding Black tea sales from refuse tea processing centres, Organic tea sales and Green tea sales)

Combined Averages (Orthodox & CTC)

ELEVATION	JUNE 2024	JANUARY TO JUNE – 2024
UVA HIGH	1,098.97	1,115.29
WESTERN HIGH	1,170.98	1,202.43
TOTAL HIGH GROWN	1,144.62	1,173.86
UVA MEDIUM	1,143.02	1,148.51
WESTERN MEDIUM	1,064.47	1,088.70
TOTAL MEDIUM GROWN	1,093.96	1,109.23
LOW GROWN	1,347.33	1,372.54
TOTAL	1,256.88	1,283.43

CTC Averages

ELEVATION	JUNE 2024	JANUARY TO JUNE - 2024
CTC HIGH	1,105.50	1,125.99
CTC MEDIUM	1,013.20	976.10
CTC LOW	987.50	1,024.72
CTC TOTAL	1,017.83	1,033.20

Orthodox Averages

ELEVATION	JUNE 2024	JANUARY TO JUNE - 2024
UVA HIGH	1,096.92	1,110.43
WESTERN HIGH	1,179.51	1,214.44
TOTAL HIGH GROWN	1,148.26	1,179.39
UVA MEDIUM	1,143.02	1,148.51
WESTERN MEDIUM	1,083.03	1,127.35
TOTAL MEDIUM GROWN	1,110.03	1,136.08
LOW GROWN	1,379.51	1,403.23
TOTAL	1,282.85	1,311.58

Sri Lanka Tea Sale Averages - Elevation Wise – Month of June 2024

(Including Black tea sales from refuse tea processing centres, Organic tea sales and Green tea sales)

ELEVATION	JUNE				JANUARY TO JUNE			
	2024		2023		2024		2023	
	LKR	USD	LKR	USD	LKR	USD	LKR	USD
HIGH GROWN	1,133.00	3.73	848.57	2.82	1,153.23	3.76	1,160.73	3.51
MEDIUM GROWN	1,087.07	3.58	856.12	2.84	1,098.61	3.58	1,055.43	3.19
LOW GROWN	1,336.85	4.40	1,067.85	3.54	1,359.05	4.43	1,297.15	3.92
TOTAL	1,243.82	4.09	974.36	3.23	1,265.80	4.12	1,226.08	3.70

(Source: SLTB / CBSL)

CEYLON TEA BROKERS PLC



Sri Lanka Tea Sale Averages for the Month of June 2024 recorded Rs.1,243.82 (USD 4.09) vis-à-vis Rs.974.36 (USD 3.23) (+Rs.269.46) in 2023. High Grows for the month of June was Rs.1,133.00 as against Rs.848.57 (+Rs.284.43) in 2023. Medium Grows recorded Rs.1,087.07 vis-à-vis Rs.856.12 (+Rs.230.95) in 2023. Low Grows achieved Rs.1,336.85 vis-à-vis Rs.1,067.85 (+Rs.269.00) in 2023.

Cumulative figure for January / June stood at Rs.1,265.80 vis-à-vis Rs.1,226.08 in 2023. High Grows recorded Rs.1,153.23 as against Rs.1,160.73 in 2023. Medium Grown was Rs.1,098.61 vis-à-vis Rs.1,055.43 in 2023. Low Grows recorded Rs.1,359.05 vis-à-vis Rs.1,297.15 in 2023. High Grows recorded a decrease whereas Medium

and Low Growns achieved an increase in Rupee value when compared to the corresponding period in 2023. However, all three elevations recorded an increase in Dollar value.

The total CTC average for the month of June 2024 was Rs.1,017.83. CTC High Growns recorded Rs. 1,105.50; CTC Medium Growns were at Rs. 1,013.20 whilst Low Growns recorded Rs.987.50.

Other Markets



Mombasa Auction of 01st / 02nd July 2024

Improved general demand for the 272,928 packages (18,628,629.00 kilos) on offer with 53.84% remaining unsold.

Pakistan Packers, Bazaar and Afghanistan showed improved activity while Egyptian Packers lent strong support. There was maintained interest from Yemen, other Middle Eastern countries, Kazakhstan and other CIS states with more enquiry from UK and Russia . Sudan and South Sudan were active with more interest from Local Packers. Iran were absent while Somalia maintained support at the lower end of the market.

BP1: Best - Saw reduced competition and were steady to easier by up to USC22 with select lines discounted by USC64 but a few invoices appreciated by up to USC33. Brighter - Firm to USC6 easier. Mediums - KTDA mediums held value where sold while plantation mediums advanced by up to USC19 selected invoices however saw a downward price adjustment of USC28. Lower Medium - Saw some teas appreciate by up to USC25 while others shed up to USC41. Plainer - Irregular varying between firm to USC16 dearer to USC18 below last levels.

PF1: Best - Were mainly dearer by up to USC22 with some lines shedding up to USC20. Brighter - Appreciated by up to USC20. Mediums - KTDA mediums were firm at previous levels with plantation mediums steady to USC19 easier. Lower Medium - Irregular and ranged between firm to USC16 to easier by up to USC19. Plainer - Varied between steady to dearer by up to USC14 to easier by up to USC20.

DUST GRADES (M1)

PDUST: Best - Irregular varying between steady to USC14 dearer to USC28 below previous prices. Brighter - Held value. Mediums - Most KTDA mediums were steady with a few teas advancing by up to USC4 and selected lines appreciating by USC14. Plantation mediums ranged between firm to dearer by up to USC9 to easier by up to USC15. Lower Medium - Varied between USC12 dearer to easier by USC11. Plainer - Steady to USC30 below last levels.

DUST1: Best - Were firm to USC12 easier with select lines discounted by USC52. Brighter - Steady to USC13 easier. Mediums - KTDA mediums were firm with a few teas dearer by up to USC11 while plantation mediums varied between steady to dearer by up to USC16 to easier by a similar margin. Lower Medium - Were irregular ranging between firm to USC16 dearer to easier by the same margin. Plainer - Saw reduced inquiry with most teas losing up to USC32 but a few lines were firm to USC11 above last prices.

SECONDARY GRADES (S1) : In the Secondary Catalogues, BPs eased while PFs were irregular but on balance easier. Clean well sorted coloury Fannings were discounted with similar DUSTs about steady. Other Fannings tended easier while DUSTs held value. BMFs were well absorbed.

(Courtesy - Africa Tea Brokers Limited)

Jakarta Auction of 26th June 2024

CTC LEAF

DEMAND: Market opened to a fair demand but improved as the sale progressed especially on the good and better medium teas.

MARKET: The total CTC leaf teas sold this week was 92.62% (1,212,454.95kgs) of the total offering of 1,310,499.47kgs.

BEST: Larger broken at the bottom end sold firm to dearer. The top end declined substantially. Medium broken at the lower end sold well and increased by Rs. 8 on select improved invoices whilst the top end declined substantially. Smaller broken lower end sold barely steady whilst the top end sold substantially easier. Fanning met with a substantially easier market.

GOOD: Larger broken sold barely steady at the lower end top end sold dearer by up to Rs. 3 on select invoices. Medium broken at the lower saw a good demand and sold dearer by Rs. 7 whilst the top end sold easier by Rs. 5. Smaller broken sold overall easier by Rs. 4. Fanning sold substantially lower.

BETTER MEDIUM: Larger broken sold barely steady, medium and smaller broken at the lower end were barely steady whilst as the sale progressed the top end met with good demand and sold dearer by up to Rs. 9 or more. Fanning sold barely steady to easier.

MEDIUM: All sorts sold barely steady to easier.

PLAINER: Larger broken sold barely steady. Remainders sold steady to easier by up to Rs. 2 - 3. The Major blenders absorption was at 60.04% of the total CTC leaf sold.

ORTHODOX LEAF

DEMAND: Good demand

MARKET: The high grown clean well made whole leaf sold fully firm to dearer. Broken & Fanning grade sold steady to easier especially at the top end. Other whole leaf and broken sold steady, High grown fanning sold easier following quality whilst the others sold barely steady.

CTC DUST

DEMAND: Good demand.

MARKET: CTC dust offer this week was at 430,475.42Kgs of which 393,890.51kgs were sold (91.50%).

BEST: Bolder dust sold easier following quality, whilst RD sold easier at the lower end with few select invoices at the top end fetched dear prices on competition. Finer dust sold dearer irregularly following quality and competition.

GOOD: PD at the lower end sold dearer on quality whilst top end declined by Rs. 6, RD sold dearer irregularly at the lower end, top end saw a price increase of Rs. 2. Finer dust sold dearer based on quality and competition.

BETTER MEDIUM: All sorts in this category sold easier levels by Rs. 1 to 3.

MEDIUM: All sorts sold at steady to easier prices.

PLAINER: This category of teas sold at easier by Rs. 2 to 3 especially on RD and finer dusts.

ORTHODOX DUST

DEMAND: Good demand.

MARKET: Top end high grown primary sold dearer on competition, whilst the secondary sold at irregularly lower prices barring few invoices which sold at steady to easier prices. Other category primary dust sold firm to dearer. Secondary dust sold barely steady to easier.

(Courtesy - J.Thomas & Co. Pvt. Ltd)

Kolkata Auction of 03rd / 04th July 2024

Good demand. Assams are selling at irregular levels and are tending easier. Dooars following a similar trend, selling at irregularly easier levels. Western India - Operating , HUL - Operating , TCPL - Operating , Exporters - Some enquiry , Local - Operating . Based on CB,ABL's Catalogue.

(Courtesy - Associated Brokers Pvt. Ltd, Kolkata)

Malawi Auction of 03rd July 2024

Less and selective demand continued at firm to easier rates where sold for the 5000

packages on offer.

BP1 were firm to easier on last.

PF1 - Few selected invoices sold 1USC easier, balance were neglected.

PD met selective interest at 11USC below valuation where sold.

D1 were 5usc below valuation where sold.

PF1SC were firm on last.

Secondaries were all taken out.

(Courtesy - Tea Brokers Central Africa Limited)

Guwahati Auction of 02nd July 2024

Good demand for the good and best Assams selling so far at steady to easier levels following quality.

Remainder yet to be seen. (JT running at 82%. HUL/ TCPL/ Western India/ Internal operating. Exporters silent so far.

(Courtesy - Associated Brokers Pvt. Ltd, Guwahati)

Bangladesh Auction of 01st July 2024

CTC LEAF: 36,228 packages of tea on offer met with a fairly good demand.

BROKENS: Well-made good liquoring Brokens were a good market and were generally firm to slightly easier. Medium types also met with a fairly good demand and were tending easier. Plainer types followed a similar trend with fair withdrawals. BLF teas were in little less demand and there were more withdrawals this week.

FANNINGS: Well-made good liquoring Fannings met with a good demand and were mostly firm to occasionally easier. Medium varieties met with a fairly good demand and were about steady whilst plainer sorts were again easier with fair withdrawals. BLF teas were in little less demand and there were more withdrawals this week.

DUST: 8,577 packages of tea on offer met with quite a good demand. Good liquoring Dusts sold well at slightly easier rates. Medium Dusts were fully firm on last. Plain/BLF Dusts met with an easier market with fewer withdrawals. Blenders lent good support with fair interest from the Loose tea buyers.

COMMENTS: There was more tea on offer this week. Blenders lent fairly good support but Loose tea buyers were a little less active. As a result, there was less competition.

(Courtesy - National Brokers Limited)



CEYLON TEA BROKERS PLC