



This week's Tea News

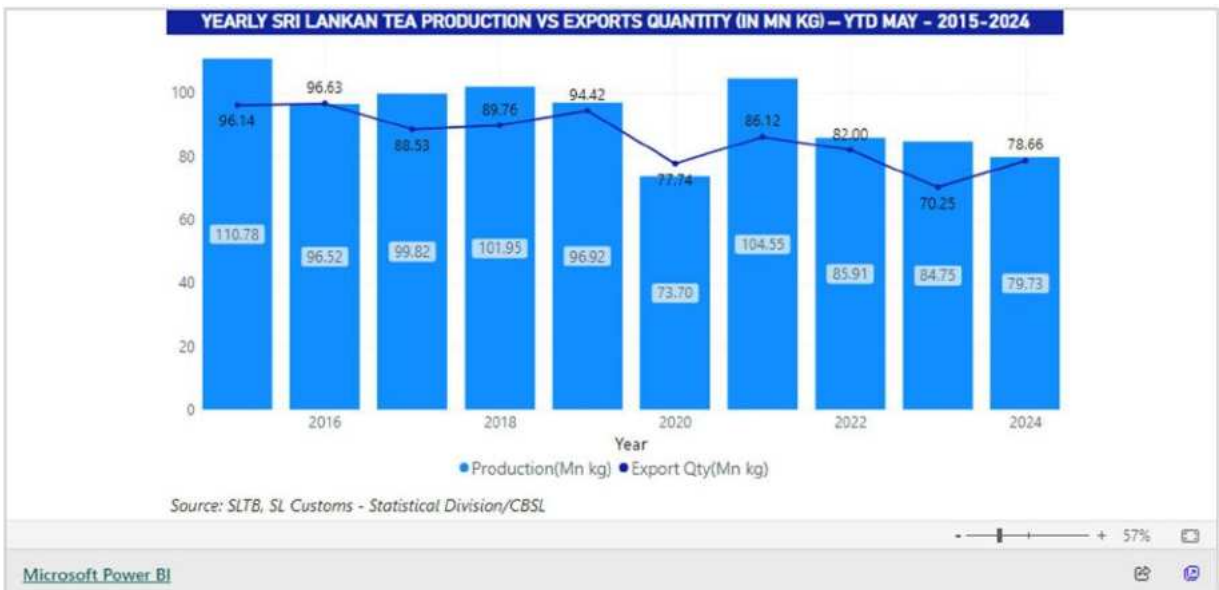
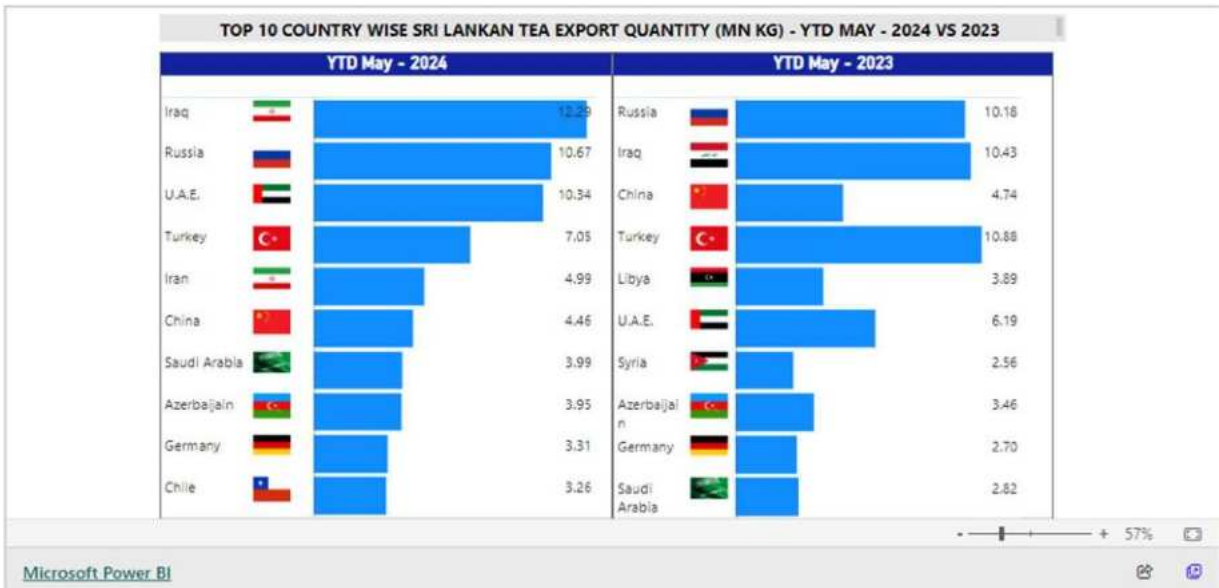


1 - [5 Tea Flavours To Try This Monsoon](#)



2 - [The Important Tip To Know Before Brewing Iced Green Tea](#)

Tea Statistics



Market movement at International Auction Centers this week



Currency – As of 26th June 2024



	United States Dollars (USD)		European Community Euro (EUR)		United Kingdom pounds (GBP)	
	2024	Corresponding 2023	2024	Corresponding 2023	2024	Corresponding 2023
Sri Lankan Rupee	305.40	307.00	327.24	334.84	387.50	391.00

(Courtesy - Central Bank of Sri Lanka)

Indian Rupee	83.44	81.95	89.45	89.29	105.85	104.20
Kenyan Shilling	128.06	139.54	137.28	152.03	162.46	177.41
Bangladesh Taka	116.30	107.00	124.68	116.56	147.54	136.03
Indonesian Rupiah	16,384.20	15,029.80	17,564.40	16,375.20	20,785.90	19,109.60
Malawi Kwacha	1,717.12	1,005.00	1,840.82	1,094.96	2,178.45	1,277.80
Vietnam Dong	25,453.20	23,511.00	27,286.80	25,615.70	32,291.50	29,893.10

(Courtesy - Oanda Corporation)

SRI LANKA RUPEE AGAINST US DOLLAR TIME PERIOD 20/06/2024 TO 26/06/2024 (SPOT / BUYING RATE)

20/06/2024	305.28	24/06/2024	305.43
25/06/2024	305.32	26/06/2024	305.40



CURRENCY
As of 26th June 2024
LKR/USD 305.40

(www.cbsl.gov.lk)



CRUDE OIL
As of 26th June 2024
USD 85.39

(markets.businessinsider.com)

Elevation Average - June (03rd Sale)

HIGH

Rs.1,143.52 USD 3.74

MEDIUM

Rs.1,094.44 USD 3.58

LOW

Rs.1,346.89 USD 4.41

TOTAL

Rs.1,256.94 USD 4.12

Quantity Sold during the period 17th – 22nd June 2024


	2024		2023	
	WEEKLY	TODATE	WEEKLY	TODATE
Private Sales	200,011.00	2,939,041.75	72,491.50	2,454,831.65
Public Auction	5,272,753.00	114,341,192.00	5,630,746.00	117,025,535.50
Forward Contracts	39,500.00	847,450.00	71,700.00	1,491,368.00
Direct Sales	-	-	-	-
Total	5,512,264.00	118,127,683.75	5,774,937.50	120,971,735.15
BMF Excluded From Private Sale	91,800.00	1,147,527.00	29,425.00	1,202,768.00

Tea Tech Tips



Fruitiness in tea is caused mainly by unhygienic conditions in Rolling Room floors and unclean Machinery.

Crop & Weather (For the period 18th – 24th June 2024)































The Western and Nuwara Eliya planting districts experienced rain throughout the week. The Department of Meteorology forecasts showers and winds in both regions.

The Uva/Udapussellawa's reported sunny and windy mornings followed by scattered evening showers.

The Low grown's experienced bright mornings followed by rains during the evenings. Showers are to be expected in the Low grown districts.

The Western, Udapussellawa and Low grown districts recorded an increase whilst the Uva and Nuwara Eliya's maintained their crop intakes.

Weather Forecast (For the period 27th June – 03rd July 2024)

	Thu(27/06)	Fri(28/06)	Sat(29/06)	Sun(30/06)	Mon(01/07)	Tue(02/07)	Wed(03/07)
GALLE	31°/27°C 	31°/28°C 	32°/27°C 	32°/27°C 	33°/26°C 	31°/26°C 	32°/26°C 
MATARA	32°/25°C 	32°/25°C 	32°/25°C 	32°/26°C 	32°/25°C 	31°/26°C 	31°/26°C 
RATNAPURA	30°/23°C 	31°/23°C 	32°/23°C 	32°/23°C 	33°/25°C 	31°/25°C 	32°/26°C 
HATTON/ TALAWAKELLE	24°/19°C 	25°/18°C 	26°/18°C 	27°/19°C 	26°/19°C 	26°/20°C 	25°/19°C 

Colombo International Tea Convention 24th to 26th July 2024



You can NOW register through the link <https://register.ctta.lk/>

This Week's Market Movement at Colombo Tea Auction



Order of Sale this week

EX EST	H/M-OFF GR & DUST	LEAFY/ SEMI LEAFY/ TIPPY/PREM & BOP1A
AS	Forbes & Walker Tea Brokers (Pvt) Ltd	Ceylon Tea Brokers PLC
LC	Bartleet Produce Marketing (Pvt) Ltd	Asia Siyaka Commodities PLC
CTB	Lanka Commodity Brokers	Bartleet Produce Marketing (Pvt) Ltd
BC	Ceylon Tea Brokers PLC	Mercantile Produce Brokers (Pvt) Ltd
JK	Eastern Brokers Ltd	Forbes & Walker Tea Brokers (Pvt) Ltd
EB	John Keells PLC	Eastern Brokers Ltd
MB	Asia Siyaka Commodities PLC	John Keells PLC
FW	Mercantile Produce Brokers (Pvt) Ltd	Lanka Commodity Brokers

CATALOGUE	LOTS	QTY (KGS)
Ex-estate	687	693,843
High And Medium	1,657	754,269
Low Grown (Leafy)	2,026	814,628
Low Grown (Semi Leafy)	1,327	537,437
Low Grown (Tippy)	1,730	802,785
Off Grades + BOP1A	1,977	1,026,352
Dusts	495	444,718
Premium Flowery	429	65,268
TOTAL	10,328	5,139,300

Today's Ex-Estate catalogue was sold via Outcry Auction at the Jasmine Hall, BMICH.



Demand: Ex-Estate met with firm demand whilst lower demand prevailed for Low Grows.

Sale	Ex-Estate		Low Grown (Leafy/Tippy)		Total	
	Qty	Demand	Qty	Demand	Qty	Demand
25	0.69 MKgs	Firm	2.15 MKgs	Lower	5.14 MKgs	Lower

WESTERN					LEAFY / SEMI LEAFY				
	SELECT BEST	BEST	BELOW BEST	PLAINER		SELECT BEST	BEST	BELOW BEST	OTHERS
BOP	50	30	20	20	OP1	-150	Firm	-40	-60
BOPF	50	Irregular	50	Firm	BOP1	Firm	Firm	Firm	Firm
					OP / OPA			-40	
					PEK			20	
BOP		NUWARA	UDA PUSSELLAWA	LIVA	PEK1			Firm	
BOPF		Irregular	20	-30					
		Firm	20	-20					

SMALL LEAF / TIPPY				
	HIGH	MEDIUM	LOW	
BP1	Firm	Irregular	Firm	
PF1	20	-20	20	

HIGH & MEDIUM				
	SELECT BEST	BEST	BELOW BEST	OTHERS
BOP1	-50	-50	-50	-50
OP1	-100	-50	-50	-50
FBOP	Firm	-50	-100	-50
FBOPF1	-50	-50	-100	-50
PEK	-20	Firm	Firm	Firm
PEK1	-50	-50	Firm	Firm
OP/OPA	-50	-20	-20	-20

PREMIUM FLOWERY		
	FBOPFEXSP	FBOPFSP
SELECT BEST	400-200	-200
BEST	Firm	-50
BELOW BEST	-100	Firm
OTHERS	Firm	Firm



High Grown Teas



BOP

Best Western's selected invoices gained by Rs.50/- per kg and more, others were irregular following quality. Below best and Plainer teas were firm to Rs.20/- per kg dearer. Nuwara Eliya's were irregular. Uda Pussellawa's gained by Rs.20/- per kg. Uva's easier by Rs.30/- per kg.

BOPF

Best Western's selected invoices gained by Rs.50/- per kg, others were irregular. Below best moved up by Rs.50/- per kg. Plainer types were firm. Nuwara Eliya's sold around last week's levels. Uda Pussellawa's were marginally dearer. Uva's eased by Rs.20/- per kg.

Medium Grown Teas



BOP1 - In general, lower by Rs.50/- per kg.

OP1 - Select best were easier by Rs.100/- per kg whilst all others dropped by Rs.50/- per kg.

OP/OPA - Select best were lower by Rs.50/- per kg whilst all others eased by Rs.20/- per kg.

PEK - Select best were easier by Rs.20/- per kg, whilst all others remained unchanged.

PEK1 - Select best and best lost by Rs.50/- per kg, whilst all others held firm.

FBOP - Select best maintained. Best lost by Rs.50/- per kg. Below best dropped by Rs.100/- per kg whilst others eased by Rs.50/- per kg.

FBOPF1 - Select best and best were lower by Rs.50/- per kg, Below best dropped by Rs.100/- per kg. Others eased by Rs.50/- per kg.

CTC Teas



HIGH GROWN

BP1 – Held firm.

PF1 – Gained by Rs.20/- per kg.

MEDIUM GROWN

BP1 – Irregular.

PF1 – Lower by Rs.20/- per kg.

LOW GROWN

BP1 – Maintained.

PF1 – Appreciated by Rs.20/- per kg.

QUOTATIONS-HIGH GROWNS	BOP		BOPF	
Best Westerns	1,400	1,650	1,320	1,500
Below Best Westerns	1,200	1,280	1,180	1,300
Plainer Westerns	1,000	1,180	1,100	1,160
Nuwara Eliyas	N/A		N/A	
Udapussellawas	1,000	1,200	1,100	1,180
Best Uvas	1,080	1,180	1,120	1,180
Other Uvas	1,000	1,060	1,020	1,100
Good Mediums	1,140	1,900	1,140	1,200
Poor Mediums	790	1,080	740	1,080
QUOTATIONS- UNORTHODOX	BP1		PF1	
(CTC) CTC (High & Medium)	1,060	1,200	1,080	1,260
CTC (Low)	1,160	1,240	1,160	1,320

Low Grown Teas



BOP1 - Select best were easier, whilst the balance were firm on last.

OP1 - Select best were easier, whilst best and below best were firm. Poorer sorts were easier.

OP - Select best were easier, whilst best and below best were firm to lower. Poorer sorts maintained.

OPA - Select best were easier, whilst best and below best were firm. Poorer sorts maintained.

PEKOE/PEKOE1 - Select best and best were firm to dearer whilst below best and poorer sorts were firm. PEK1's select best were firm whilst best and below best were firm to dearer.

FBOP/FBOP1 - Select best were firm, whilst below best and others were lower to last.

BOP - Select best and best were firm, whilst below best and others were firm to irregular.

BOPF - All-round firm.

FBOPF/FBOPF1 - Select best FBOPF's were firm, whilst all others were dearer. Select best and best FBOPF1's were firm All others were irregular.

QUOTATIONS	SELECT BEST	BEST	BELOW BEST	OTHER
BOP1	2,350-3,200	1,800-2,200	1,500-1,700	900-1,400
OP1	2,350-3,400	1,900-2,300	1,500-1,900	800-1,400
OP	1,500-1,850	1,400-1,480	1,100-1,300	900-1,100
OPA	1,500-1,800	1,300-1,450	1,150-1,250	800-1,100
PEKOE	1,800-2,400	1,550-1,700	1,300-1,500	850-1,1200
PEKOE1	1,800-2,350	1,650-1,750	1,400-1,550	850-1,200
FBOP1	1,600-2,200	1,300-1,500	1,000-1,200	Below 900
FBOP	2050-2,450	1,700-1,950	1,400-1,650	Below 1,300
BOP	1,750-2,150	1,500-1,700	1,300-1,450	Below 1,100
BOPF	1,000-2,000	850-950	750-820	Below 720
FBOPF1	1,800-2,100	1,600-1,750	1,300-1,500	Below 1,200
FBOPF	1,700-2,900	1,300-1,500	1,000-1,250	Below 900
FFSP/FFEXSP/FFEXSP1	5000-7,650	2,800-4,000	1,500-2,600	Below 1,300

Off Grades



FGS/FGS1 - High grows maintained. Medium and Low Grows were lower by Rs. 20-30/- per kg. CTC's were firm to Rs. 10-20/- per kg dearer.

BM - Cleaner varieties gained by Rs. 10-20/- per kg. Below best and Bottom were irregularly easier by Rs.10-20/- per kg.

BP - Few cleaner types maintained whilst the rest eased by Rs. 40-60/- per kg. Below best and bottom were firm.

BOP1A - Best were firm to dearer. Below Best maintained, whilst the poorer sorts were firm to dearer by Rs.10-20/- per kg.

	HIGH		MEDIUM		LOW	
FNGS	640	1,240	640	1,200	600	980
P.FGS(CTC)	890	900	750	960	750	1,320
BP	770	1,100	720	1,550	780	1,650
BM	710	890	650	1,000	650	1,360
BOP1A	740	820	730	1180	740	1,480

DUST Grades



DUST1 - Best lost by Rs. 40-60/- per kg and below best were lower by Rs.30-50/- per kg. CTC's were irregularly lower. Best and below best low grows were firm to marginally easier.

DUST - Cleaner secondaries declined by Rs. 20 -40/- per kg and low grows lower by Rs.30-40/- per kg.

	HIGH		MEDIUM		LOW	
PRIMARY DUSTS	1,200	1,700	900	980	960	1,280
SECONDARY DUSTS	850	1,100	800	900	700	880
PDUST (CTC)	1,080	1,220	1,080	1,220	1040	1,220

Top Prices - Sale No.25 of 25th / 26th June 2024

TOP PRICES - SALE NO. 25 OF 25TH / 26TH JUNE 2024			
WESTERN MEDIUM			
Dartry Valley	BOP	1,900.00	@
Uplands	BOPSp	1,800.00	
Uplands	BOPF/BOPFSp	1,750.00	
Ancoombra	BOP1	2,200.00	
Harangalla	FBOP/FBOP1	2,250.00	
Dartry Valley	FBOPF/FBOPF1	2,000.00	
Dartry Valley	OPA	1,500.00	@
Hatale	OPA	1,500.00	
Harangalla	OPA	1,440.00	@
Dartry Valley	OPA	1,440.00	
Harangalla	OP	1,320.00	
Ingurugala	OP	1,320.00	
Hayes	OP	1,300.00	@
Dartry	OP	1,300.00	
New Rothschild	OP1	1,750.00	@
Craighead	PEK/PEK1	1,800.00	
Dartry Valley	PEK/PEK1	1,800.00	
Harangalla	PEK/PEK1	1,800.00	
Uplands	PEK/PEK1	1,800.00	
WESTERN HIGH			
Holyrood	BOP	1,500.00	
Great Western	BOP	1,500.00	
Robgill	BOP	1,500.00	
Somerset	BOP	1,500.00	
Bambrakelly	BOPSp	1,260.00	
Robgill	BOPF/BOPFSp	1,550.00	
Wattegodde	BOPF/BOPFSp	1,550.00	
Dessford	BOPF/BOPFSp	1,550.00	
Mattakelle	BOPF/BOPFSp	1,550.00	
Inverness	BOP1	1,440.00	
Torrington	FBOP/FBOP1	1,800.00	
Cymru	FBOPF/FBOPF1	1,800.00	
Bambrakelly	OP/OPA	1,280.00	
Bambrakelly	OP1	1,600.00	
Frotoft Super	OP1	1,420.00	@
Cymru	PEK1	1,600.00	
Frotoft Super	PEK1	1,500.00	@
Cymru	PEK	1,500.00	
NUWARA ELIYA			
Court Lodge	BOP	1,000.00	
Kenmare	BOPSp	900.00	
Mahagastotte	BOPF/BOPFSp	1,250.00	
Mahagastotte	FBOP/FBOP1	1,650.00	
Kenmare	OP/OPA	1,120.00	
Mahagastotte	PEK/PEK1	1,240.00	
Court Lodge	PEK/PEK1	1,240.00	
UDA PUSSELLAWAS			
Alma	BOP	1,800.00	@
Kirkiees	BOPSp	1,100.00	
Liddesdale	BOPF/BOPFSp	1,180.00	
Ragalla	BOPF/BOPFSp	1,180.00	
Alma	FBOP	2,000.00	@
Alma	FBOP1	1,750.00	@
Alma	FBOPF/FBOPF1	1,800.00	@
UDA PUSSELLAWAS (contd.)			
Alma	OP	1,260.00	@
Alma	OPA	1,280.00	@
Alma	OP1	1,480.00	@
Alma	PEK	1,600.00	@
Alma	PEK1	1,750.00	@
UVA MEDIUM			
Sarnia Plaiderie	BOP	1,800.00	
Halpewatte Uva	BOPSp	1,650.00	
Dickwella	BOPF/BOPFSp	1,750.00	
Demodera 'S'	BOP1	2,150.00	
Ury	BOP1	2,100.00	@
Sarnia Plaiderie	FBOP/FBOP1	2,050.00	
Glen Alpin	FBOPF/FBOPF1	1,850.00	
Dickwella	OP/OPA	1,340.00	
Ury	OP1	1,700.00	@
Demodera 'S'	OP1	1,700.00	
Misty-Uva	PEK/PEK1	1,750.00	
UVA HIGH			
Glenanore	BOP	1,650.00	
Craig	BOPSp	1,650.00	
Bandaraliya	BOPF/BOPFSp	1,180.00	
Glenanore	BOP1	1,900.00	
Glenanore	FBOP/FBOP1	1,950.00	
Gonamotawa	FBOPF/FBOPF1	1,800.00	
Uvakelle	FBOPF/FBOPF1	1,800.00	
Glenanore	OP	1,320.00	
Spring Valley	OP	1,320.00	
Mount Uva	OPA	1,200.00	@
Glenanore	OPA	1,200.00	
Uva Highlands	OPA	1,200.00	
Craig	OP1	1,600.00	
Aislaby	OP1	1,600.00	
Mount Uva	PEK/PEK1	1,650.00	@
UNORTHODOX HIGH			
Dunsinane CTC	PF1	1,270.00	
Ulgedara CTC	PF1	1,260.00	@
Dunsinane CTC	BP1	1,140.00	
Mount Vernon CTC	BPS	1,000.00	
UNORTHODOX MEDIUM			
New peacock CTC	PF1	1,260.00	
Strathdon CTC	BP1	960.00	@
Donside CTC	BPS	830.00	
UNORTHODOX LOW			
Hingalgoda CTC	PF1	1,340.00	
Cecilayan CTC	BP1	1,150.00	
Cecilayan CTC	BPS	1,100.00	
DENOTES - CEYLON TEA BROKERS PLC [@] / ALL TIME RECORD PRICE [**] / EQUAL ALL TIME [*]			
CEYLON TEA BROKERS PLC - 25 OF 25TH / 26TH JUNE 2024			

Future Sales Information (Sale No.26 of 02nd / 03rd July 2024)

EX EST	H/M-OFF GR & DUST	LEAFY/ SEMI LEAFY/ TIPPY/PREM & BOP1A
LC	Bartleet Produce Marketing (Pvt) Ltd	Lanka Commodity Brokers
CTB	Lanka Commodity Brokers	John Keells PLC
BC	Ceylon Tea Brokers PLC	Eastern Brokers Ltd
JK	Eastern Brokers Ltd	Forbes & Walker Tea Brokers (Pvt) Ltd
EB	John Keells PLC	Mercantile Produce Brokers (Pvt) Ltd
MB	Asia Siyaka Commodities PLC	Bartleet Produce Marketing (Pvt) Ltd
FW	Mercantile Produce Brokers (Pvt) Ltd	Asia Siyaka Commodities PLC
AS	Forbes & Walker Tea Brokers (Pvt) Ltd	Ceylon Tea Brokers PLC

Buyers Prompt: 09.07.2024

Sellers Prompt: 10.07.2024

Awaiting Sale – Catalogue Details

	SALE OF 02ND/ 03RD JULY 2024		SALE OF 09TH/ 10TH JULY 2024	
	LOTS	QTY(KGS)	LOTS	QTY(KGS)
Ex-estate	692	694,564	711	712,025
High And Medium	1,536	682,094	1,736	771,371
Low Grown (Leafy)	1,986	787,077	2,155	855,979
Low Grown (Semi Leafy)	1,310	528,750	1,536	645,263
Low Grown (Tippy)	1,692	780,833	2,003	968,153
Off Grades+BOP1A	2,154	1,057,719	2,211	1,081,858
Dusta	495	426,856	542	481,035
Premium Flowery	346	54,658	402	67,066
Total	10,211	5,012,551	11,296	5,582,750
MAIN SALE & EX ESTATE CLOSED ON	13TH JUNE 2024		20TH JUNE 2024	

SALE NO. 28 – 16TH / 17TH JULY 2024

Ex-Estate catalogue and Main Sale catalogues are scheduled to be closed on the 27th June 2024.

SALE NO. 29 – 22ND / 23RD JULY 2024

Ex-Estate catalogue and Main Sale catalogues are scheduled to be closed on the 04th July 2024.

SALE NO. 30 – 30TH / 31ST JULY 2024

Ex-Estate catalogue and Main Sale catalogues are scheduled to be closed on the 11th July 2024

Elevation Wise – Statistics – Colombo Auction Averages

Elevation	LAST WEEK	WEEK BEFORE LAST	LAST YEAR	YEAR BEFORE
	(RS)	(RS)	(RS)	(RS)
	Sale- 18.06.2024	Sale- 11.06.2024	Corres 2023	Corres 2022
Uva High	1091.14	1097.35	818.37	1085.50
Western High	1162.91	1171.20	851.68	1033.79
CTC High	1081.73	1119.90	836.53	889.78
Total High Grown	1136.70	1145.91	840.96	1050.77
Uva Medium	1149.92	1152.45	884.95	1185.69
Western Medium	1068.99	1072.82	831.66	899.46
CTC Medium	1028.33	1026.34	759.49	773.60
Total Medium Grown	1099.83	1101.84	849.51	990.81
Orthodox Low	1390.30	1381.26	1100.38	1479.11
CTC Low	982.55	967.76	863.33	1017.71
Total Low Grown	1364.23	1356.44	1088.12	1446.69
TOTAL	1267.88	1263.04	962.79	1273.63

Elevation	LAST WEEK	WEEK BEFORE LAST	LAST YEAR	YEAR BEFORE
	(\$)	(\$)	(\$)	(\$)
	Sale- 18.06.2024	Sale- 11.06.2024	Corres 2023	Corres 2022
Uva High	3.59	3.62	2.65	3.01
Western High	3.83	3.86	2.75	2.87
CTC High	3.56	3.70	2.71	2.47
Total High Grown	3.74	3.78	2.72	2.91
Uva Medium	3.78	3.80	2.86	3.29
Western Medium	3.52	3.54	2.69	2.49
CTC Medium	3.38	3.39	2.46	2.14
Total Medium Grown	3.62	3.64	2.75	2.75
Orthodox Low	4.57	4.56	3.56	4.10
CTC Low	3.23	3.19	2.79	2.82
Total Low Grown	4.49	4.47	3.52	4.01
Weekly Total (USD)	4.17	4.17	3.18	3.53
Exchange Rate (LKR)	303.95	303.03	309.20	360.76

Elevation	TODATE	TODATE	TODATE	TODATE	TODATE	TODATE
	2022	2023	2024	2022	2023	2024
	(RS)	(RS)	(RS)	(\$)	(\$)	(\$)
Uva High	907.39	1052.27	1114.26	3.20	3.16	3.63
Western High	901.30	1229.22	1196.33	3.18	3.69	3.90
CTC High	760.27	1106.17	1125.95	2.68	3.32	3.67
Total High Grown	903.20	1176.19	1170.46	3.18	3.53	3.81
Uva Medium	972.20	1062.81	1154.98	3.43	3.19	3.76
Western Medium	823.91	1049.47	1089.43	2.90	3.15	3.55
CTC Medium	679.76	1002.67	979.31	2.40	3.01	3.19
Total Medium Grown	859.91	1053.66	1111.07	3.07	3.17	3.62
Orthodox Low	1149.72	1335.27	1401.71	4.05	4.01	4.57
CTC Low	742.58	981.45	1025.56	2.62	2.95	3.34
Total Low Grown	1121.35	1315.71	1376.57	3.85	3.95	4.49
TOTAL	1031.19	1242.55	1287.14	3.64	3.73	4.20
Cumulative Sale Averages - 1 USD = Rs. (Monthly Weighted Average)				283.65	332.79	306.82

World Tea Production (In Million Kilos)

Country	Month	Month		To-date		Diff (+/-)
		2023	2024	2023	2024	2023 vs 2024
Sri Lanka	May	26.8	24.5	111.6	104.4	-7.2
Bangladesh	Apr	5.1	4.8	7.6	6.6	-1
North India	Apr	63.1	62	132.1	111.2	-20.9
South India	Apr	18.5	12.5	59.3	61.5	2.2
Kenya	Mar	30.5	54.3	118.1	168.8	50.7
Malawi	Mar	6.5	7.3	19.1	20.8	1.7

Other Markets



Mombasa Auction of 24th / 25th June 2024

Fairly good demand for the 285,380 packages (19,173,854.00 kilos) available in the market with 52.32% remaining unsold.

Pakistan Packers lent strong support but at lower levels while Egyptian Packers, Yemen and other Middle Eastern countries maintained enquiry. Bazaar, Afghanistan and UK showed improved interest with reduced activity from Sudan, South Sudan, Kazakhstan and other CIS states. Russia and Local Packers showed some activity while Iran were quiet. Somalia were active at the lower end of the market.

LEAF GRADES (M2)

BP1: *Best - Were firm to irregularly easier by up to USC86. Brighter - Irregular varying between steady to USC10 dearer to easier by a similar margin. Mediums - KTDA mediums saw a few lines selling at last levels with most teas neglected. Plantation mediums were firm with some invoices advancing by up to USC23 and a few lines lost USC38. Lower Medium - Were irregular ranging between firm /to USC17 dearer to easier by up to USC16. Plainier - Met reduced competition and shed up to USC35.*

PF1: Best - Saw some teas advance by up to USC8 while a number of lines eased by up to USC9 and select invoices were discounted by USC27. Brighter - Ranged between firm to USC17 dearer to easier by up to USC16. Mediums - KTDA mediums held value with a few lines irregular varying between dearer by up to USC4 to easier by a similar margin. Plantation mediums were firm to USC7 dearer with selected invoices appreciating by USC17. Lower Medium - Were irregular ranging between steady to USC17 above previous levels and select invoices gained USC30 to easier by up to USC13. Plainer - Irregular with some teas advancing by up to USC14 while others lost up to USC18.

DUST GRADES (M1)

PDUST: Best - Were firm to USC12 dearer to easier by up to USC35. Brighter - Steady at previous levels. Mediums - KTDA mediums varied between firm to USC2 dearer to easier by up to USC4 with a number of invoices remaining unsold while plantation mediums saw some teas appreciating by up to USC12 with select lines advancing by USC30 to easier by up to USC7. Lower Medium - Firm to easier by up to USC18. Plainer - Shed up to USC23 with a few teas discounted by USC42.

DUST1: Best - Ranged between steady to USC13 dearer with selected invoices gaining USC71 to easier by USC27. Brighter - Firm for most teas while some lines varied between USC4 dearer to USC8 easier. Mediums - KTDA mediums were mainly steady with a few teas irregular varying between USC7 dearer to USC9 below previous prices and a number of invoices were neglected. Plantation mediums eased by up to USC10, a few invoices however advanced by USC14. Lower Medium - Irregular at firm to USC16 dearer to easier by up to USC15. Plainer - Ranged between USC18 dearer to easier by up to USC10.

SECONDARY GRADES (S1)

In the Secondary Catalogues, BPs were dearer with PFs about steady. Clean well sorted coloury Fannings tended dearer while similar DUSTs were firm. Other Fannings held value with DUSTs steady. BMFs were readily absorbed.

(Courtesy - Africa Tea Brokers Limited)

Jakarta Auction of 20th June 2024

CTC LEAF

DEMAND: Good demand.

MARKET: The total CTC leaf teas sold this week was 81.79% (885,787.15kgs) of the total offering of 1,083,031.86kgs.

BEST: Larger broken sold substantially lower, medium broken at the lower end declined by up to Rs. 8 whilst select few lines at the top end sold dearer by up to Rs. 8. Smaller broken lower end saw an increase in prices by up to Rs. 7 whilst the top end sold barely steady. Fanning met with a substantially easier market.

GOOD: Larger broken sold easier by Rs. 2 to 5. Medium & smaller broken sold firm to dearer with few select invoices of the smaller broken at the lower end fetched up to Rs, 10 higher. Fanning at the lower sold dearer whilst the top end declined by up to Rs. 6.

BETTER MEDIUM: Larger broken sold easier by Rs. 1 to 2, medium broken shed Rs. 4 to 6, smaller broken eased by Rs. 2 to 7 whilst fanning sold barely steady.

MEDIUM : Larger broken sold barely steady, medium broken at the lower end sold steady to easier whilst the top end declined by Rs. 4. Smaller broken and fanning sold easier by Rs. 1 to 2.

PLAINER: Larger broken at the lower end sold easier by Rs. 5, whilst the top end sold dearer by Rs. 5. Medium broken sold steady to easier by up to Rs. 5 especially at the lower end. Smaller broken and fanning eased by Rs. 2 to 6. The Major blender's absorption was at 50.35% of the total CTC leaf sold.

ORTHODOX LEAF

DEMAND: Good demand.

MARKET: The high grown clean well made whole leaf sold fully firm to dearer. Broken & Fanning grade sold dearer by Rs. 3 to 6. Other whole leaves and broken grades sold steady, Fanning sold fully firm.

CTC DUST

DEMAND: Good demand.

MARKET: CTC dust offer this week was at 366,683.70Kgs of which 339,157.19kgs were sold (92.49%).

BEST: Bolder dust at lower end sold firm, whilst others sold substantially easier. Other sorts sold irregularly and were easier.

GOOD: PD at the lower end sold steady, whilst top end sold dearer for select invoices on competition, RD sold easier by Rs. 8 to 10 or more. Finer dust sold barely steady.

BETTER MEDIUM: All sorts in this category sold at steady to easier levels.

MEDIUM: All sorts sold at steady to easier prices.

PLAINER: This category of teas sold at erratic price levels especially at the lower end.

ORTHODOX DUST

DEMAND: Good demand.

MARKET: Top end high grown primary sold dearer on competition, whilst the secondary sold at irregular prices following quality. Other category primary dust sold firm to dearer at the top end, whilst the lower end eased following quality & secondary dust sold barely steady to easier.

(Courtesy - J.Thomas & Co. Pvt. Ltd)

Kolkata Auction of 26th / 27th June 2024

Good demand. Better Assams are selling at irregular levels in line with quality. Remainder selling around last. Dooars are selling at Firm levels. Western India - Operating , HUL - Operating , TCPL - Some enquiry, Exporters - Some enquiry , Local - Operating . Based on TCP, CB, ABL's Catalogue.

(Courtesy - Associated Brokers Pvt. Ltd, Kolkata)

Malawi Auction of 26th June 2024

Less and selective demand continued this week for the 4960 packages on offer.

BP1 sold 1-6USC on last.

PF1 - Few selected lines were firm on last but balance were not supported.

PD were 3-5USC below valuation where sold.

D1 - Few on offer were neglected.

PF1SC were firm on last to 1USC dearer.

Secondaries were firm on last to 10USC dearer where sold.

(Courtesy - Tea Brokers Central Africa Limited)

Guwahati Auction of 25th June 2024

Good demand at barely steady to easier rates following quality. (ETB-84 %, PAR running at 85 %). HUL/TCPL/ Western India operating. Exporters selective.

(Courtesy - Associated Brokers Pvt. Ltd, Guwahati)

Bangladesh Auction of 24th June 2024

CTC LEAF: 27,352 packages of tea on offer met with a better demand.

BROKENS: Well-made good liquoring Brokens were once again a strong feature and mostly tended dearer. Medium sorts met with a fairly good demand and were mostly firm whilst plainer types were a little easier with some withdrawals. BLF teas were in fairly good demand at firm rates with fewer withdrawals.

FANNINGS: Well-made good liquoring Fannings met with a better demand and were slightly dearer over last. Medium varieties met with a fairly good demand and were mostly firm whilst plainer types were a little easier with some withdrawals. BLF teas were in fairly good demand at firm rates with fewer withdrawals.

DUST: 7,487 packages of tea on offer met with an improved demand. Good liquoring Dusts sold well at around last levels. Mediums were fully firm to slightly dearer closely following quality. Plain/BLF Dusts were steady and saw less withdrawals compared to last sale. Blenders lent strong support with fair interest from the Loose tea buyers.

COMMENTS: This week's sale was held after a gap of one week following Eid holidays. Offerings met with a fairly strong demand particularly the better varieties which were often dearer following competition. Both Blenders and Internal buyers lent more support. As a result, more teas were sold this week.

Dusts met with improved demand. **(Courtesy - National Brokers Limited)**



CEYLON TEA BROKERS PLC