



**WEEKLY TEA
MARKET
SNAPSHOT**


Ceylon Tea Brokers

**SALE NO.23
11TH & 12TH
JUNE 2024**

This week's Tea News

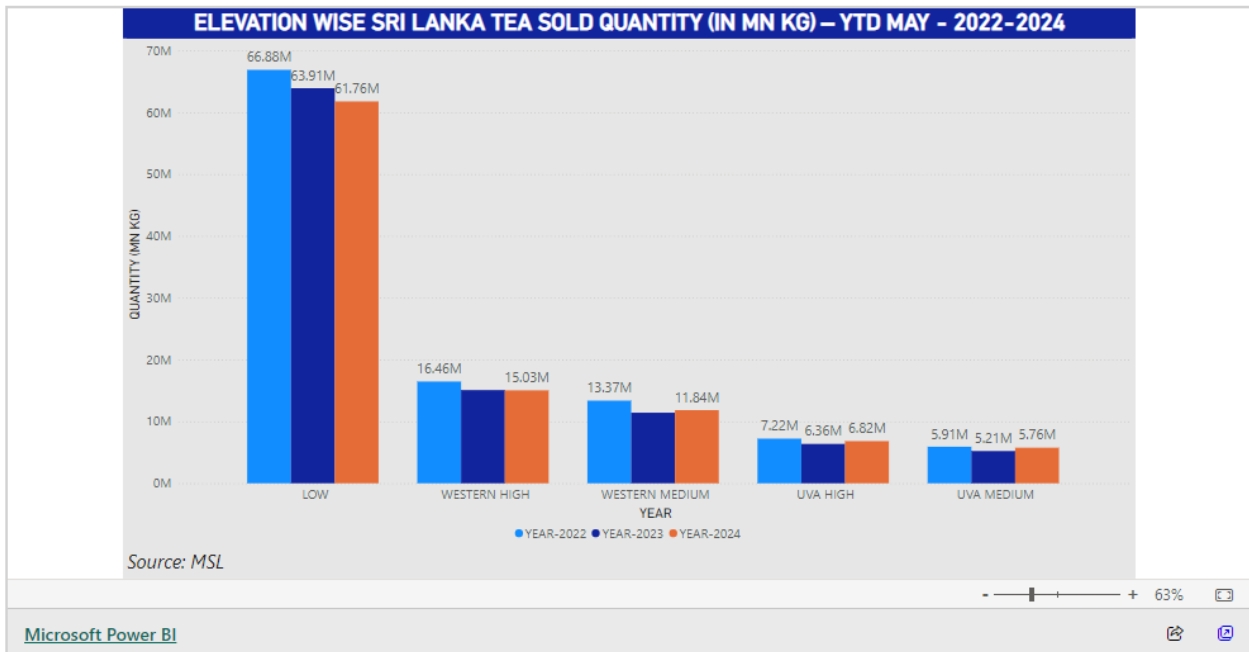
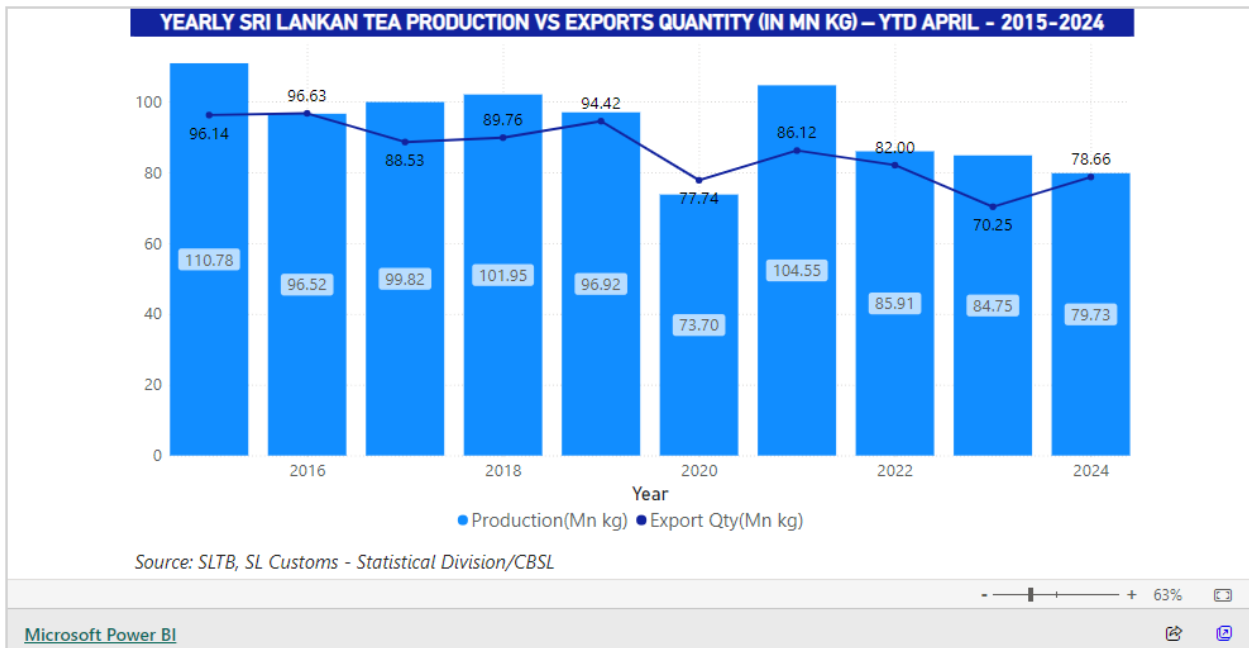


1 - [Health benefits of tea: Boosts heart health, manages weight, reduces stress, more](#)



2 - *Afternoon tea at the Terrace is something to savour*

Tea Statistics



Market movement at International Auction Centers this week



Currency – As of 12th June 2024



	United States Dollars (USD)		European Community Euro (EUR)		United Kingdom pounds (GBP)	
	2024	Corresponding 2023	2024	Corresponding 2023	2024	Corresponding 2023
Sri Lankan Rupee	303.45	296.24	325.96	318.05	386.65	372.39

(Courtesy - Central Bank of Sri Lanka)

Indian Rupee	83.56	82.42	89.81	88.59	106.39	103.67
Kenyan Shilling	128.31	138.36	137.90	148.71	163.36	174.03
Bangladesh Taka	116.26	107.01	124.95	115.01	148.02	134.60
Indonesian Rupiah	16,294.70	14,873.30	17,512.80	15,985.80	20,745.70	18,707.40
Malawi Kwacha	1,720.04	1,012.57	1,848.61	1,088.31	2,189.87	1,273.60
Vietnam Dong	25,428.90	23,463.30	27,329.70	25,218.40	32,374.80	29,511.90

(Courtesy - Oanda Corporation)

SRI LANKA RUPEE AGAINST US DOLLAR
TIME PERIOD 06/06/2024 TO 12/06/2024 (SPOT / BUYING RATE)

06/06/2024	302.29	07/06/2024	302.71	10/06/2024	302.70
11/06/2024	303.03	12/06/2024	303.45		



CURRENCY
As of 12th June 2024
LKR/USD 303.45

(www.cbsl.gov.lk)



CRUDE OIL
As of 12th June 2024
USD 82.27

(markets.businessinsider.com)

Elevation Average - June (01st Sale)

HIGH

Rs.1,138.92 USD 3.75

MEDIUM

Rs.1,086.02 USD 3.58

LOW

Rs.1,346.54 USD 4.44

TOTAL

Rs.1,254.38 USD 4.13

Quantity Sold during the period 03rd – 08th June 2024


	2024		2023	
	WEEKLY	TODATE	WEEKLY	TODATE
Private Sales	146,108.75	2,601,259.25	79,834.60	2,291,565.15
Public Auction	5,586,586.00	104,189,974.00	6,026,784.00	105,130,576.50
Forward Contracts	49,200.00	742,660.00	54,240.00	1,360,868.00
Direct Sales	-	-	-	-
Total	5,781,894.75	107,533,893.25	6,160,858.60	108,783,009.65
BMF Excluded From Private Sale	42,285.00	1,034,127.00	92,566.00	1,081,296.00

Tea Tech Tips



Drier fall through must be cleaned out daily as a routine. Residue will burn and taint the fired teas and also create a fire hazard.

Crop & Weather (For the period 04th – 10th June 2024)































The Western and Nuwara Eliya planting districts experienced gloomy conditions with scattered showers. The Department of Meteorology forecasts heavy showers and winds in the Western region.

The Uva/Udapussellawa's reported bright conditions throughout. Evening/Night showers are to be expected in Uva.

The Low grown's experienced scattered showers. Heavy rains are to be expected in the Low grown district.

The Nuwara Eliya, Uva/Udapussellawa's maintained their crop intakes whilst the Western and Low Grown districts reported a decline.

Weather Forecast (For the period 13th – 19th June 2024)

	Thu(13/06)	Fri(14/06)	Sat(15/06)	Sun(16/06)	Mon(17/06)	Tue(18/06)	Wed(19/06)
GALLE	31°/27°C 	31°/27°C 	31°/27°C 	33°/26°C 	30°/26°C 	31°/26°C 	31°/26°C 
MATARA	32°/26°C 	31°/26°C 	31°/25°C 	33°/26°C 	31°/26°C 	32°/25°C 	31°/26°C 
RATNAPURA	30°/24°C 	30°/24°C 	30°/24°C 	34°/26°C 	31°/25°C 	32°/26°C 	31°/25°C 
HATTON/ TALAWAKELLE	25°/19°C 	25°/19°C 	25°/19°C 	27°/19°C 	25°/19°C 	26°/19°C 	25°/19°C 

Colombo International Tea Convention 24th to 26th July 2024



You can NOW register through the link <https://register.ctta.lk/>

This Week's Market Movement at Colombo Tea Auction



Order of Sale this week

EX EST	H/M-OFF GR & DUST	LEAFY/ SEMI LEAFY/ TIPPY/PREM & BOP1A
MB	John Keells PLC	John Keells PLC
FW	Ceylon Tea Brokers PLC	Lanka Commodity Brokers
AS	Bartleet Produce Marketing (Pvt) Ltd	Ceylon Tea Brokers PLC
LC	Asia Siyaka Commodities PLC	Eastern Brokers Ltd
CTB	Lanka Commodity Brokers	Asia Siyaka Commodities PLC
BC	Mercantile Produce Brokers (Pvt) Ltd	Bartleet Produce Marketing (Pvt) Ltd
JK	Forbes & Walker Tea Brokers (Pvt) Ltd	Mercantile Produce Brokers (Pvt) Ltd
EB	Eastern Brokers Ltd	Forbes & Walker Tea Brokers (Pvt) Ltd

CATALOGUE	LOTS	QTY (KGS)
Ex-estate	787	825,674
High And Medium	1,641	761,337
Low Grown (Leafy)	2,053	860,859
Low Grown (Semi Leafy)	1,300	545,642
Low Grown (Tippy)	1,725	839,650
Off Grades + BOP1A	1,916	971,753
Dusts	506	467,912
Premium Flowery	308	49,311
TOTAL	10,236	5,322,138

Demand: Ex-Estate met with improved demand whilst good demand prevailed for Low Grown.

Sale	Ex-Estate		Low Grown (Leafy/Tippy)		Total	
	Qty	Demand	Qty	Demand	Qty	Demand
23	0.83 MKgs	Improved	2.25 Mkgs	Good	5.3 MKgs	Good

WESTERN					LEAFY / SEMI LEAFY				
	SELECT	BEST	BELOW BEST	PLAINER		SELECT	BEST	BELOW	OTHERS
BOP	50	50	30	Firm	OP1	-80	Firm	50	50
BOPF	50	50	40	40	BOP1	-60	Firm	Firm	Firm
					OP / OPA			-50	
					PEK			40	
BOP		NUWARA ELIYA Unsold	UDA PUSSELLAWA 20	UVA 30	PEK1			Firm	
BOPF		Unsold	30	20					
HIGH & MEDIUM					SMALL LEAF / TIPPY				
	SELECT	BEST	BELOW BEST	OTHERS		SELECT	BEST	BELOW	OTHERS
BP1		HIGH Firm	MEDIUM Irregular	LOW Irregular	FBOP	50	40	40	20
PF1		-30	-20	Firm	FBOP1	40	20	10	10
					FBOPF1	50	40	40	Firm
PREMIUM FLOWERY									
	SELECT	BEST	BELOW BEST	OTHERS		SELECT BEST	FBOPFEXSP	FBOPFSP	
BOP1	50	50	Firm	Firm			Firm		40-80
OP1	50	Firm	Firm	-50			100-200		100
FBOP	100	50	50	50					50
FBOPF1	50	50	50	50			100		50
PEK	50	20	20	20					Firm
PEK1	Firm	Firm	Firm	Firm			50		
OP/OPA	-20	-50	-50	-20					



High Grown Teas



BOP

Best Western's appreciated by Rs.50/- per kg and more. Below best gained to a lesser extent. Plainer teas were mostly firm. Nuwara Eliya's were mostly unsold. Uda Pussellawa's were firm to occasionally dearer. Uva's were firm to Rs.20-40/- per kg dearer.

BOPF

Best Western's selected invoices gained by Rs.50-100/- per kg whilst others firm. Below best and Plainer sorts moved up by Rs.40/- per kg and more. Nuwara Eliya's were mostly unsold. Uva and Uda Pussellawa's were firm to dearer by Rs.30/- per kg.

Medium Grown Teas



BOP1 - Select best and best moved up by Rs.50/- per kg, whilst all others held firm.

OP1 - Select best gained by Rs.50/- per kg, Best and below best maintained. Others lost by Rs.50/- per kg.

OP/OPA - Select best were lower by Rs.20/- per kg. Best and Below best were easier by Rs.50/- per kg whilst others dropped by Rs.20/- per kg.

PEK - Select best gained by Rs.50/- per kg whilst all others moved up by Rs.20/- per kg.

PEK1 - Overall, firm.

FBOP - Select best gained by Rs.100/- per kg whilst all others moved up by Rs.50/- per kg.

FBOPF1 – In general, appreciated by Rs.50/- per kg.

CTC Teas



HIGH GROWN

BP1 – Irregular.

PF1 – Eased by Rs.20-30/- per kg.

MEDIUM GROWN

BP1 – Irregular.

PF1 – Firm to Rs.20/- per kg easier.

LOW GROWN

BP1 – Barely steady.

PF1 – Firm.

QUOTATIONS-HIGH GROWNS	BOP		BOPF	
Best Westerns	1420	1600	1300	1500
Below Best Westerns	1140	1220	1140	1260
Plainer Westerns	1040	1100	1120	
Nuwara Eliyas	N/A		N/A	
Udapussellawas	980	1080	1020	1180
Best Uvas	980	1040	1140	1240
Other Uvas	N/A		960	980
Good Mediums	1060	1900	1080	1260
Poor Mediums	750	870	770	1040
QUOTATIONS – UNORTHODOX	BP1		PF1	
(CTC) CTC (High & Medium)	N/A		1140	1260
CTC (Low)	1200		1160	1380

Low Grown Teas



BOP1 - Select best were easier, whilst balance were firm to dearer. **OP1** - Select best were easier whilst best and below best were firm to dearer. Poorer sorts were easier. **OP/OPA** - Select best were firm whilst best and below best were easier. Poorer sorts maintained.

PEKOE/PEKOE1 - Select best were firm, whilst best and below best were firm to dearer. PEK1's select best were firm whilst best and below best were easier.

FBOP/FBOP1 - Select best were firm to dearer, whilst below best and others were firm.

BOP - Select best and best were firm to dearer, whilst below best and others were firm to irregular.

BOPF - All-round firm.

FBOPF/FBOPF1 - Select best FBOPF's were dearer, whilst all others were firm. Select best and best FBOPF1's were dearer. All others were firm.

QUOTATIONS	SELECT BEST	BEST	BELOW BEST	OTHER
BOP1	2,350-3,200	1,800-2,200	1,300-1,700	900-1,200
OP1	2,500-3,400	2,000-2,450	1,600-2,000	800-1,400
OP	1,550-1,900	1,400-1,480	1,150-1,300	900-1,100
OPA	1,500-2,100	1,300-1,450	1,150-1,250	800-1,100
PEKOE	1,500-2,300	1,300-1,450	1,100-1,250	850-1,100
PEKOE1	1,500-2,150	1,350-1,480	1,100-1,350	850-1,100
FBOP1	1,600-2,400	1,300-1,500	1,000-1,200	Below 900
FBOP	2050-2,900	1,700-1,950	1,400-1,650	Below 1,300
BOP	1,750-2,050	1,500-1,700	1,300-1,450	Below 1,100
BOPF	1,000-2,000	850-950	750-820	Below 720
FBOPF1	1,800-2,200	1,600-1,750	1,300-1,500	Below 1,200
FBOPF	1,600-2,350	1,250-1,450	1,000-1,200	Below 900
FFSP/FFEXSP/FFEXSP1	5000-7,550	2,800-4,000	1,500-2,600	Below 1,300

Off Grades



FGS/FGS1 - High grows maintained. Medium and Low Grows were firm to Rs. 10-20/- per kg dearer. CTC's were firm.

BM - Cleaner varieties maintained. Below best and Bottom advanced by Rs.20-30/- per kg

BP - In general, gained by Rs. 40-60/- per kg.

BOP1A - Best were firm to dearer by Rs.20-40/- per kg. Below Best moved up by Rs.20-30/- per kg, whilst the poorer sorts were firm to dearer by Rs.10-20/- per kg.

	HIGH		MEDIUM		LOW	
FNGS	700	1,200	660	1,160	660	940
P.FGS (CTC)	940	1,000	740	960	740	1,380
BP	740	1,300	760	1,260	720	1,750
BM	700	820	650	860	660	1,280
BOP1A	730	900	730	940	730	1,550

DUST Grades



DUST1 - Best were firm on last. Below best declined by Rs.30-60/- per kg. CTC's appreciated by Rs. 20-40/- per kg. Best and below best low grown maintained.

DUST - Cleaner Secondaries and low grown were firm on last.

	HIGH		MEDIUM		LOW	
PRIMARY DUSTS	1,200	1,850	1,000	1,100	950	1,500
SECONDARY DUSTS	850	1,180	850	1,000	750	880
PDUST (CTC)	1,100	1,220	1,080	1,260	1,100	1,220

Top Prices - Sale No.23 of 11th / 12th June 2024

TOP PRICES - SALE NO. 23 OF 11TH / 12TH JUNE 2024			
WESTERN MEDIUM			
Harangalla	BOP	1,900.00	@
Hatale	BOPSp	1,750.00	
Uplands	BOPF/BOPFSp	1,500.00	
Harangalla	BOP1	2,100.00	
Harangalla	FBOP/FBOP1	2,250.00	
Harangalla	FBOPF/FBOPF1	2,100.00	@
Dartry Valley	FBOPF/FBOPF1	2,050.00	@
Harangalla	OP/OPA	1,400.00	
Dartry Valley	OP/OPA	1,380.00	@
Dartry Valley	OP1	1,850.00	@
Harangalla	OP1	1,850.00	
Uplands	PEK/PEK1	1,800.00	
Harangalla	PEK/PEK1	1,700.00	@
Craighead	PEK/PEK1	1,700.00	
Dartry Valley	PEK/PEK1	1,700.00	
WESTERN HIGH			
Great Western	BOP	1,600.00	
Bearwell	BOP	1,600.00	
Queensberry	BOPSp	1,800.00	
Great Western	BOPF/BOPFSp	1,500.00	
Weddemulla	BOP1	1,600.00	@
Queensberry	FBOP/FBOP1	1,950.00	
Glenloch	FBOPF/FBOPF1	1,800.00	
Bambrakelly	OP / OPA	1,340.00	
Craig Hill	OP / OPA	1,280.00	@
Bambrakelly	OP1	1,650.00	
Bogahawatte	PEK/PEK1	1,550.00	@
Frotoft Super	PEK/PEK1	1,500.00	@
Weddemulla	PEK/PEK1	1,500.00	@
Great Western	PEK/PEK1	1,500.00	
Dessford	PEK/PEK1	1,500.00	
NUWARA ELIYA			
Kenmare	BOPSp	900.00	
Court Lodge	FBOP/FBOP1	1,550.00	
Kenmare	FBOP/FBOP1	1,550.00	
Court Lodge	OP / OPA	1,140.00	
Kenmare	OP / OPA	1,140.00	
Lovers Leap	PEK/PEK1	1,280.00	
UDA PUSSELLAWAS			
Mooloya	BOP	1,080.00	
Luckyland	BOPSp	1,020.00	
Liddesdale	BOPF/BOPFSp	1,180.00	
Mooloya	BOPF/BOPFSp	1,180.00	
Blairlmond	BOP1	1,460.00	
Alma	FBOP/FBOP1	1,900.00	@
Alma	FBOPF/FBOPF1	1,750.00	@
Alma	OP	1,280.00	@
Alma	OPA	1,320.00	@
Alma	OP1	1,550.00	@
Alma	PEK	1,480.00	@
UDA PUSSELLAWAS (contd.)			
Alma	PEK1	1,650.00	@
UVA MEDIUM			
Dickwella	BOP	1,800.00	
Demodera 'S'	BOPSp	1,650.00	
Dickwella	BOPF/BOPFSp	1,750.00	
Demodera 'S'	BOP1	2,100.00	
Dickwella	FBOP/FBOP1	1,950.00	
Blossoms Uva Tea	FBOP/FBOP1	1,950.00	
Ambrosia Uva	FBOP/FBOP1	1,950.00	
Misty-Uva	FBOP/FBOP1	1,950.00	
Telbedde	FBOP/FBOP1	1,950.00	
Sarnia Plaiderie	FBOP/FBOP1	1,950.00	
Roseland Uva	FBOP/FBOP1	1,950.00	
Misty-Uva	FBOPF/FBOPF1	1,950.00	
Dickwella	OP / OPA	1,360.00	
Wewesse	OP1	1,800.00	
Roseland Uva	OP1	1,800.00	
Aruna Passara	PEK/PEK1	1,700.00	
UVA HIGH			
Uvakellie	BOP	1,700.00	
Ranaya	BOPSp	1,750.00	@
Nayabedde	BOPF/BOPFSp	1,240.00	
Kelliebedde	BOPF/BOPFSp	1,240.00	
Mahadowa	BOP1	1,850.00	
Gonamotawa	FBOP/FBOP1	2,000.00	
Ranaya	FBOPF/FBOPF1	1,800.00	@
Gonamotawa	FBOPF/FBOPF1	1,800.00	
Spring Valley	FBOPF/FBOPF1	1,800.00	
Spring Valley	OP / OPA	1,440.00	
Ranaya	OP1	1,850.00	@
Ranaya	PEK1	1,480.00	@
Gonamotawa	PEK1	1,480.00	
Ellathota Uva	PEK	1,480.00	
Ranaya	PEK	1,400.00	@
Uvakellie	PEK	1,400.00	
UNORTHODOX HIGH			
Ulugedara CTC	PF1	1,220.00	@
Dunsinane CTC	PF1	1,220.00	
Mount Vernon CTC	BP1	860.00	
Mount Vernon CTC	BPS	1,020.00	
UNORTHODOX MEDIUM			
New Peacock CTC	PF1	1,260.00	
Donside CTC	BP1	830.00	
UNORTHODOX LOW			
Hingalgoda CTC	PF1	1,400.00	
Ceciliyan CTC	BP1	1,200.00	
Ross Feld CTC	BPS	800.00	
DENOTES - CEYLON TEA BROKERS PLC [@] / ALL TIME RECORD PRICE [**] / EQUAL ALL TIME [*] CEYLON TEA BROKERS PLC - 23 OF 11TH / 12TH JUNE 2024			

TOP PRICES - SALE NO. 23 OF 11TH / 12TH JUNE 2024

LOW GROWN				CONT.....			
Pothotuwa	BOP1	3,200.00		Kiruwanaganga	FBOPF1	2,200.00	
Sithaka	OP1	3,400.00		Makandura	FBOPF1	2,150.00	
Miriswatta	OP	1,900.00		Pothotuwa	FBOPF1	2,150.00	
Sunrise	OP	1,850.00		Lumbini	FBOPF1	2,150.00	
Wathurawila	OP	1,800.00	@	New J.S.P	FBOPF1	2,100.00	@
Galatara	OP	1,800.00		Walawwatta	FBOPF1	2,100.00	@
Andaradeniya	OP	1,800.00		Ransegoda	FBOPF1	2,100.00	
Sirisili	OP	1,800.00		New Batuwangala	FBOPF1	2,100.00	
Makandura	OPA	2,100.00		Sithaka	FBOPF1	2,100.00	
A C U Super	OPA	2,050.00	@	Sisiramba Super	FBOPF1	2,100.00	
Lumbini	PEK	2,300.00		Green Lanka	FBOPF1	2,100.00	
Lakvinka	PEK	2,100.00		Bogoda Group	FBOPF1	2,100.00	
Golden Garden	PEK	2,000.00	@	Hidellana	FBOPF1	2,100.00	
Rajjuruwatta Super	PEK1	2,150.00	@	Win Hills	FBOPF1	2,100.00	
Nilrich	PEK1	2,150.00	@	New Spring View	FBOPF1	2,100.00	
New Batuwangala	PEK1	2,150.00					
A C U Super	PEK1	2,100.00	@	DUSTS			
Nilgiri	PEK1	2,100.00	@	Mattakelle	DUST1	1,850.00	
Golden Garden	PEK1	2,100.00	@	Delta CTC	PD	1,260.00	
Mulatiyana Hills	PEK1	2,050.00	@	PREMIUM FLOWERY			
Galatara	PEK1	2,050.00		Alhewana Super	FBOPFSp	7,550.00	
Andaradeniya Super	PEK1	2,050.00		New Hopewell	FBOPFSp	7,400.00	
Suduwelipothahena Super	BOP	2,050.00	@	Mulatiyana Hills	FBOPFSp	7,150.00	@
New Panilkanda	BOP	2,050.00		New Batuwangala	FBOPFExSp	6,550.00	
Suduwelipothahena Super	BOP	2,000.00	@	Deerwood Super	FBOPFExSp	6,000.00	
Ceciliyan	BOP	2,000.00		Lions	FBOPFExSp	5,750.00	@
Kuttapitiya Super	BOP	1,950.00	@	Garden Leaf	FBOPFExSp1	7,450.00	
Mulatiyana Hills	BOP	1,950.00	@	Rajjuruwatta Super	FBOPFExSp1	7,050.00	@
Galatara	BOP	1,950.00		OFF GRADES			
Pothotuwa	BOP	1,950.00		Great Western	FGS/FGS1	1,200.00	
Kolonna Super	BOP	1,950.00		Hingalgoda CTC	PF	1,380.00	
Allen Valley	BOPSp	1,950.00		Gunawardena	BM	1,280.00	
Hidellana	BOPF	2,000.00		Suwishka	BP	1,750.00	@
Talangaha	BOPFSp	2,000.00	@	Chandrika Estate	BOP1A	1,550.00	
Golden Garden	BOPFSp	1,950.00	@				
Kings Bru	BOPFSp	1,950.00					
New Spring View	BOPFSp	1,950.00					
Sithaka	FBOP	2,900.00					
Nilgiri	FBOP	2,500.00	@				
Mulatiyana Hills	FBOP	2,500.00	@				
Pothotuwa	FBOP	2,500.00					
Hidellana	FBOP	2,500.00					
Golden Garden	FBOP	2,450.00	@				
Lumbini	FBOP	2,450.00					
Karawita	FBOP1	2,400.00					
New Laksakanda	FBOPF	2,350.00					
Wewelkandura Super	FBOPF	2,300.00					
Suduwelipothahena Super	FBOPF	2,250.00	@				

DENOTES - CEYLON TEA BROKERS PLC [@] / ALL TIME RECORD PRICE [**] / EQUAL ALL TIME [*]

Future Sales Information (Sale No.24 of 18th /19th June 2024)

EX EST	H/M-OFF GR & DUST	LEAFY/ SEMI LEAFY/ TIPPY/PREM & BOP1A
FW	Ceylon Tea Brokers PLC	Lanka Commodity Brokers
AS	Bartleet Produce Marketing (Pvt) Ltd	Ceylon Tea Brokers PLC
LC	Asia Siyaka Commodities PLC	Asia Siyaka Commodities PLC
CTB	Lanka Commodity Brokers	Bartleet Produce Marketing (Pvt) Ltd
BC	Mercantile Produce Brokers (Pvt) Ltd	Eastern Brokers Ltd
JK	Forbes & Walker Tea Brokers (Pvt) Ltd	Mercantile Produce Brokers (Pvt) Ltd
EB	Eastern Brokers Ltd	Forbes & Walker Tea Brokers (Pvt) Ltd
MB	John Keells PLC	John Keells PLC
Buyers Prompt: 24.06.2024		
Sellers Prompt: 25.06.2024		

Awaiting Sale – Catalogue Details

	SALE OF 18TH/ 19TH JUNE 2024		SALE OF 25TH/ 26TH JUNE 2024	
	LOTS	QTY(KGS)	LOTS	QTY(KGS)
Ex-estate	792	839,816	687	693,843
High And Medium	1,777	822,548	1,657	754,269
Low Grown (Leafy)	2,235	940,446	2,026	814,628
Low Grown (Semi Leafy)	1,448	617,981	1,327	537,437
Low Grown (Tippy)	1,950	940,097	1,730	802,785
Off Grades+BOP1A	2,196	1,122,266	1,977	1,026,352
Dusts	580	533,148	495	444,718
Premium Flowery	363	59,050	429	65,268
Total	11,341	5,875,352	10,328	5,139,300
MAIN SALE & EX ESTATE CLOSED ON	30TH MAY 2024		07TH JUNE 2024	

SALE NO. 26 – 02ND / 03RD JULY 2024

Ex-Estate catalogue and Main Sale catalogues are scheduled to be closed on the 13th June 2024.

SALE NO. 27 – 09TH / 10TH JULY 2024

Ex-Estate catalogue and Main Sale catalogues are scheduled to be closed on the 20th June 2024.

SALE NO. 28 – 16TH / 17TH JULY 2024

Ex-Estate catalogue and Main Sale catalogues are scheduled to be closed on the 27th June 2024.

Elevation Wise – Statistics – Colombo Auction Averages

Elevation	LAST WEEK	WEEK BEFORE LAST	LAST YEAR	YEAR BEFORE
	(RS)	(RS)	(RS)	(RS)
	Sale- 04.06.2024	Sale- 28.05.2024	Corres 2023	Corres 2022
Uva High	1093.44	1098.43	815.63	953.90
Western High	1161.75	1173.73	843.75	960.16
CTC High	1109.86	1114.92	790.19	821.34
Total High Grown	1138.19	1145.15	834.52	957.91
Uva Medium	1133.05	1128.19	853.61	1106.36
Western Medium	1055.96	1026.81	824.24	931.29
CTC Medium	1010.63	959.90	769.13	769.50
Total Medium Grown	1084.54	1066.44	833.90	989.56
Orthodox Low	1363.16	1388.04	1050.79	1390.74
CTC Low	1008.89	961.50	850.48	952.04
Total Low Grown	1346.54	1364.18	1040.78	1367.71
TOTAL	1258.98	1267.26	957.09	1182.89

Elevation	LAST WEEK	WEEK BEFORE LAST	LAST YEAR	YEAR BEFORE
	(\$)	(\$)	(\$)	(\$)
	Sale- 04.06.2024	Sale- 28.05.2024	Corres 2023	Corres 2022
Uva High	3.62	3.66	2.79	2.65
Western High	3.85	3.91	2.89	2.67
CTC High	3.68	3.71	2.70	2.28
Total High Grown	3.77	3.81	2.85	2.66
Uva Medium	3.75	3.76	2.92	3.07
Western Medium	3.50	3.42	2.82	2.58
CTC Medium	3.35	3.20	2.63	2.14
Total Medium Grown	3.59	3.55	2.85	2.75
Orthodox Low	4.51	4.62	3.59	3.86
CTC Low	3.34	3.20	2.91	2.64
Total Low Grown	4.46	4.54	3.56	3.80
Weekly Total (USD)	4.17	4.22	3.27	3.28
Exchange Rate (LKR)	301.95	300.42	292.31	360.28

Elevation	TODATE	TODATE	TODATE	TODATE	TODATE	TODATE
	2022	2023	2024	2022	2023	2024
	(RS)	(RS)	(RS)	(\$)	(\$)	(\$)
Uva High	892.56	1088.02	1116.59	3.15	3.27	3.64
Western High	891.46	1275.47	1199.12	3.14	3.83	3.90
CTC High	750.45	1133.50	1127.80	2.65	3.41	3.67
Total High Grown	891.80	1220.12	1173.43	3.14	3.67	3.82
Uva Medium	952.60	1089.36	1155.42	3.36	3.27	3.76
Western Medium	816.26	1074.11	1089.65	2.88	3.23	3.55
CTC Medium	669.48	1031.61	974.23	2.36	3.10	3.17
Total Medium Grown	858.43	1078.92	1111.28	3.03	3.24	3.62
Orthodox Low	1119.00	1360.96	1402.77	3.95	4.09	4.57
CTC Low	720.45	992.13	1030.86	2.54	2.98	3.36
Total Low Grown	1091.10	1340.50	1377.80	3.85	4.03	4.49
TOTAL	1008.66	1272.98	1289.24	3.56	3.83	4.20
Cumulative Sale Averages – 1 USD = Rs. (Monthly Weighted Average)				283.65	332.79	307.41

World Tea Production (In Million Kilos)

Country	Month	Month		To-date		Diff (+/-)
		2023	2024	2023	2024	2023 vs 2024
Sri Lanka	Apr	25.2	21.5	84.7	79.7	-5.0
Bangladesh	Apr	5.1	4.8	7.6	6.6	-1.0
North India	Apr	63.1	62	132.1	111.2	-20.9
South India	Apr	18.5	12.5	59.3	61.5	2.2
Kenya	Mar	30.5	54.3	118.1	168.8	50.7
Malawi	Mar	6.5	7.3	19.1	20.8	1.7

Tea Sale Arrangements for the Third Quarter of 2024 (July / Aug & Sep)

Sale No	Date of Sale	Catalogue Closing Dates Ex-Estate & Main Sale	Prompt Dates		10% Payment	E-Platform Levy Prompt Dates	
			Buyers	Sellers		Buyers	Sellers
JULY 2024							
26	Tue 02nd & Wed 03rd	13/06/2024 at 4.30 p.m	09-Jul-24	10-Jul-24	05-Jul-24	09-Jul-24	11-Jul-24
27	Tue 09th & Wed 10th	20/06/2024 at 4.30 p.m	16-Jul-24	17-Jul-24	12-Jul-24	16-Jul-24	18-Jul-24
28	Tue 16th & Wed 17th	27/06/2024 at 4.30 p.m	23-Jul-24	24-Jul-24	19-Jul-24	23-Jul-24	25-Jul-24
29	Mon 22nd & Tue 23rd	04/07/2024 at 4.30 p.m	29-Jul-24	30-Jul-24	26-Jul-24	29-Jul-24	01-Aug-24
30	Tue 30th & Wed 31st	11/07/2024 at 4.30 p.m	06-Aug-24	07-Aug-24	02-Aug-24	06-Aug-24	08-Aug-24
AUGUST 2024							
31	Tue 06th & Wed 07th	18/07/2024 at 4.30 p.m	13-Aug-24	14-Aug-24	09-Aug-24	13-Aug-24	15-Aug-24
32	Tue 13th & Wed 14th	25/07/2024 at 4.30 p.m	20-Aug-24	21-Aug-24	16-Aug-24	20-Aug-24	22-Aug-24
33	Tue 20th & Wed 21st	01/08/2024 at 4.30 p.m	27-Aug-24	28-Aug-24	23-Aug-24	27-Aug-24	29-Aug-24
34	Tue 27th & Wed 28th	08/08/2024 at 4.30 p.m	03-Sep-24	04-Sep-24	30-Aug-24	03-Sep-24	05-Sep-24
SEPTEMBER 2024							
35	Tue 03rd & Wed 04th	15/08/2024 at 4.30 p.m	10-Sep-24	11-Sep-24	06-Sep-24	10-Sep-24	12-Sep-24
36	Mon 09th & Tue 10th	22/08/2024 at 4.30 p.m	18-Sep-24	19-Sep-24	13-Sep-24	18-Sep-24	20-Sep-24
37	Wed 18th	29/08/2024 at 4.30 p.m	24-Sep-24	25-Sep-24	20-Sep-24	24-Sep-24	26-Sep-24

Holidays for the Third Quarter of 2024

Monday, 19th August 2024 - Nikini Full Moon Poya Day

Monday, 16th September 2024 - Milad-Un-Nabi (Holy Prophet's Birthday)

Tuesday, 17th September 2024 - Binara Full Moon Poya Day

CTTA Circular No. 28 of 2024 (Dated June 12,2024)

Tea Sale Arrangements - Sale No 25 Tuesday 25th/ Wednesday 26th June 2024

At the Committee Meeting of the CTTA held on 6th June 2024, it was decided to conduct the Outcry Auction of the Ex-Estate catalogue on Wednesday, 26th June 2024 commencing 9 a.m. at the Jasmine Hall of the BMICH.

Other Markets



Mombasa Auction of 10th / 11th June 2024

There was fairly good general demand for the 276,659 packages (18,556,820.50 kilos) available with 45.99% unsold.

Egyptian Packers lent more support with maintained enquiry from Pakistan Packers, Bazaar and Afghanistan. Kazakhstan, other CIS states and UK saw more but selective interest while Yemen and other Middle Eastern countries reduced activity. Sudan and South Sudan were more active with some interest from Russia. Local Packers showed improved support while Iran were quiet. Somalia continued active at the lower end of the market.

BP1: Best – Were firm to USC36 dearer with select lines advancing by USC57 and USC78, some lines however eased by up to USC4. Brighter – Mostly steady with select invoices appreciating by USC9 and USC21. Mediums – KTDA mediums saw a few lines absorbed at reserve prices while the majority remained unsold. Plantation mediums met improved competition and gained up to USC40 with select invoices dearer by USC86. Lower Medium – Ranged between firm to USC16 above last prices with select improved invoices gaining USC43 and USC60 to easier by up to USC21. Plainer – Varied between USC20 dearer to easier by USC12.

PF1: Best – Met improved competition and appreciated by up to USC29, a few lines however lost up to USC18. Brighter – Firm to USC13 dearer. Mediums – KTDA mediums were steady at previous levels while plantation mediums were irregular varying between firm to USC8 dearer to easier by up to USC26. Lower Medium – Saw some lines gaining up to USC8 while others lost up to USC14. Plainer – Irregular with some teas advancing by up to USC20 while others lost up to USC9.

DUST GRADES (M1)

PDUST: Best – Were firm to USC34 above previous levels to easier by up to USC7. Brighter – Steady at last levels. Mediums – KTDA mediums held value while plantation mediums appreciated by up to USC14. Lower Medium – Ranged between firm to USC18 dearer to easier by up to USC5. Plainer – Were irregular varying between steady to USC14 dearer to easier by a similar margin.

DUST1: Best – Ranged between USC12 dearer to easier by up to USC6. Brighter – Were firm to USC12 above last prices. Mediums – KTDA mediums were steady at previous levels while plantation mediums lost up to USC8 with a few invoices discounted by USC34 and USC54. Lower

Medium – Were irregular and varied between firm to dearer by up to USC6 to easier by up to USC3. Plainer – Saw some teas advance by up to USC8 while others shed up to USC10.

SECONDARY GRADES (S1): In the Secondary Catalogues, BPs held value with PFs firm. Clean well sorted coloury Fannings were steady while similar DUSTs were dearer. Other Fannings were firm with DUSTs selling at last levels. BMFs were readily absorbed.

(Courtesy - Africa Tea Brokers Limited)

Jakarta Auction of 06th June 2024

CTC LEAF

DEMAND: Good demand.

MARKET: The total CTC leaf teas sold this week was 94.13% (631,538.87kgs) of the total offering of 670,945.95Kgs.

BEST: Larger, medium & smaller broken sold at barely steady to easier levels. Fanning at the lower end sold easier by Rs 4 whilst select lines at the top end sold dearer on competition.

GOOD: Larger broken in the lower end saw a price increase of Rs. 3, whilst the top end sold dearer by up to Rs. 8 on competition. Medium grade at the lower end increased substantially whilst the top end sold at firm prices, whilst the smaller broken sold dearer by Rs. 7 to 8. The fanning grade in this category at the lower end saw a steep decline, whilst top end sold steady.

BETTER MEDIUM: Larger broken sold barely steady to easier, medium & smaller broken sold dearer by Rs. 6 to 10. Fanning at the lower end eased substantially whilst the top end sold steady.

MEDIUM: Larger broken sold barely steady, Medium broken saw Rs. 4 to 6 dearer prices, whilst smaller broken fetched Rs. 6 to 8 dearer & fanning sold Rs. 3 to 5 dearer, especially the blacker sorts.

PLAINER: Large & Medium sold dearer by Rs. 3 to 5, larger gain was witnessed on the smaller broken whilst fanning sold dearer by up to Rs. 5.

The Major blender's absorption was at 51.59% of the total CTC leaf sold.

ORTHODOX LEAF

DEMAND: Good demand.

MARKET: The high grown clean well made whole leaf at the lower end sold firm, at the top eased following quality. Broken grade sold barely steady. Fanning sold at firm prices. Other whole leaves sold firm to dearer on quality, broken grades were barely steady, the lower end declined following quality. Fanning sold at firm to dearer prices.

CTC DUST

DEMAND: Good demand.

MARKET: CTC dust offer this week was at 241,735.82kgs of which 224,341.25kgs were sold (92.80%).

BEST: Bolder dust sold easier at the lower end substantially, whilst others sold barely steady. However, few select invoices especially on the finer dust saw upward price movement on competition.

GOOD: All sorts sold irregularly around last levels.

BETTER MEDIUM: All sorts in this category too sold irregularly around last levels.

MEDIUM: All sorts sold at firm prices.

ORTHODOX DUST

DEMAND: Good demand.

MARKET: High grown primary dust continues to sell at irregular prices with select few lines fetching dearer prices on competition. Secondary teas sold at steady prices. Other category primary & secondary dust sold at firm prices.

(Courtesy - J.Thomas & Co. Pvt. Ltd)

Bangladesh Auction of 10th June 2024

CTC LEAF: 21,107 packages of tea on offer once again met with a good demand.

BROKENS: Well-made good liquoring Brokens were a strong feature and were fully firm on last. Their Medium varieties met with a good demand and were mostly dearer following competition. Plain types met with an improved market and prices were slightly dearer. BLF teas met with a fair demand at around the last levels.

FANNINGS: Well-made good liquoring Fannings were a good market and sold at around last levels whilst their Mediums were a dearer market following competition. Plain and BLF teas continued to meet with fair demand with some withdrawals.

DUST: 7,161 packages of tea on offer met with good demand. Good liquoring Dusts sold well with Tk.5/- to Tk. 8/- higher than last levels. Medium Dusts had fair demand and sold in line with quality. Plain/BLF Dusts had fair demand with fewer withdrawals than last. Blenders lent good support whilst Loose tea buyers were fairly active.

COMMENTS: There was more widespread demand in this sale and both Blenders and Internal buyers lent good support. All good liquoring Invoices once again met with good competition and prices remained fully firm.

Dusts sold well.

(Courtesy - National Brokers Limited)

Kolkata Auction of 11th / 12th June 2024

Good demand. Improved liquoring Assams are selling at firm to dearer levels. Remainder are selling at firm levels. Dooars are selling at firm levels. Western India - Active, HUL - Operating, Local - Operating. Based on PAR Catalogue.

(Courtesy - Associated Brokers Pvt Ltd)

Malawi Auction of 12th June 2024

Less and selective demand continued this week at generally firm rates for the 6080 packages on offer.

BP1 sold at 8USC below valuation.

PF1 - Few selected invoices held last week's levels, balance were neglected.

PD/D1 were firm on last where sold.

PF1SC tended firm where sold.

Secondaries sold at irregular rates were sold.

(Courtesy - Tea Brokers Central Africa Limited)

Guwahati Auction of 11th June 2024

Good demand. Good and best Assams selling so far at firm to dearer rates. Remainder yet to be seen. (JT running at 91 %. HUL/ Western India mainstay. Internal operating. TCPL/ Exporters silent so far.

(Courtesy - Associated Brokers Pvt. Ltd)



CEYLON TEA BROKERS PLC