



WEEKLY TEA MARKET SNAPSHOT


Ceylon Tea Brokers

**SALE NO.22
 04TH & 05TH
 JUNE 2024**

This week's Tea News



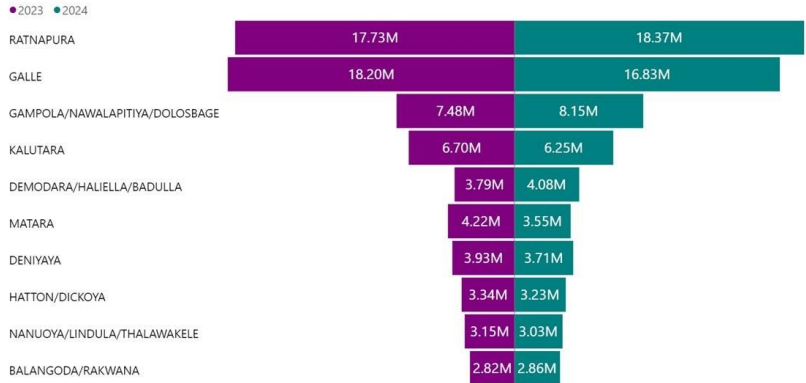
1 - [The history of the Japanese tea ceremony](#)



2 - [Seven unique facts about Tea Culture in Bangladesh](#)

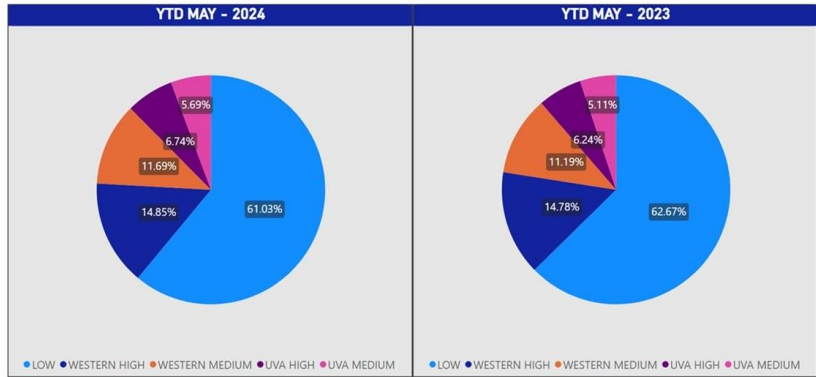
Tea Statistics

**TOP 10 AGRO CLIMATIC DISTRICTS ON TEA SOLD QUANTITY (IN MN KGS)
YTD MAY – 2023 VS 2024**



Source. SSP

**COMPOSITION OF ELEVATION WISE SRI LANKA TEA SOLD QUANTITY
YTD MAY – 2024 VS 2023**



Source. MSL

Market movement at International Auction Centers this week



Currency – As of 05th June 2024



	United States Dollars (USD)		European Community Euro (EUR)		United Kingdom pounds (GBP)	
	2024	Corresponding 2023	2024	Corresponding 2023	2024	Corresponding 2023
Sri Lankan Rupee	302.17	292.31	328.92	312.78	386.19	363.39

(Courtesy - Central Bank of Sri Lanka)

Indian Rupee	83.48	82.40	90.87	88.22	106.71	102.53
Kenyan Shilling	129.56	137.81	141.03	147.54	165.62	171.48
Bangladesh Taka	115.98	106.09	126.25	113.58	148.26	132.01
Indonesian Rupiah	16,252.10	14,896.20	17,691.30	15,948.00	20,775.60	18,535.20
Malawi Kwacha	1,717.14	1,010.53	1,869.20	1,081.88	2,195.07	1,257.39
Vietnam Dong	25,414.60	23,477.50	27,665.20	25,135.20	32,488.30	29,212.90

(Courtesy - Oanda Corporation)

SRI LANKA RUPEE AGAINST US DOLLAR
TIME PERIOD 30/05/2024 TO 05/06/2024 (SPOT / BUYING RATE)

30/05/2024	301.51	31/05/2024	301.88	3/06/2024	301.89
04/06/2024	301.95	05/06/2024	302.17		



CURRENCY
As of 05th June 2024
LKR/USD 302.17



CRUDE OIL
As of 05th June 2024
USD 77.51

Elevation Average - May

HIGH

Rs.1,162.31 USD 3.88

MEDIUM

Rs.1,074.79 USD 3.59

LOW

Rs.1,367.80 USD 4.56

TOTAL

Rs.1,266.86 USD 4.23

Quantity Sold during the period 27th May – 01st June 2024


	2024		2023	
	WEEKLY	TODATE	WEEKLY	TODATE
Private Sales	128,450.50	2,455,150.50	115,703.10	2,211,730.55
Public Auction	5,183,167.00	98,602,948.00	4,990,272.00	99,108,828.50
Forward Contracts	43,240.00	693,460.00	56,700.00	1,306,628.00
Direct Sales	-	-	-	-
Total	5,354,857.50	101,751,558.50	5,162,675.10	102,627,187.05
BMF Excluded From Private Sale	7,248.00	991,842.00	16,340.00	988,730.00

Tea Tech Tips



Use well dried firewood for better Drier efficiency. Keep stocks under a roof, avoid use of freshly harvested trees.

Crop & Weather (For the period 28th May – 03rd June 2024)



The Western and Nuwara Eliya planting districts experienced rain throughout the week. The department of meteorology forecasts heavy showers in the Western region.

The Uva's reported dull conditions with showers whilst the Udapussellawa's experienced rains throughout the week.

The Low grown's experienced showers throughout. Heavy rains are to be expected in the Low grown district.

All districts reported a decline in their crop intake except for the Nuwara Eliya's which maintained.

Weather Forecast (For the period 06th – 12th June 2024)

	Thu(06/06)	Fri(07/06)	Sat(08/06)	Sun(09/06)	Mon(10/06)	Tue(11/06)	Wed(12/06)
GALLE	31°/27°C 	31°/27°C 	31°/27°C 	31°/27°C 	33°/26°C 	31°/26°C 	31°/26°C
MATARA	31°/25°C 	31°/25°C 	32°/25°C 	31°/26°C 	32°/26°C 	32°/25°C 	31°/25°C
RATNAPURA	31°/23°C 	30°/22°C 	32°/23°C 	29°/23°C 	34°/26°C 	32°/25°C 	31°/25°C
HATTON/ TALAWAKELLE	26°/18°C 	26°/28°C 	26°/19°C 	25°/19°C 	27°/19°C 	26°/19°C 	26°/19°C

Colombo International Tea Convention 24th to 26th July 2024



You can NOW register through the link <https://register.ctta.lk/>

This Week's Market Movement at Colombo Tea Auction



Order of Sale this week

EX EST	H/M-OFF GR & DUST	LEAFY/ SEMI LEAFY/ TIPPY/PREM & BOP1A
EB	Eastern Brokers Ltd	Forbes & Walker Tea Brokers (Pvt) Ltd
MB	John Keells PLC	John Keells PLC
FW	Ceylon Tea Brokers PLC	Eastern Brokers Ltd
AS	Bartleet Produce Marketing (Pvt) Ltd	Lanka Commodity Brokers
LC	Asia Siyaka Commodities PLC	Ceylon Tea Brokers PLC
CTB	Lanka Commodity Brokers	Asia Siyaka Commodities PLC
BC	Mercantile Produce Brokers (Pvt) Ltd	Bartleet Produce Marketing (Pvt) Ltd
JK	Forbes & Walker Tea Brokers (Pvt) Ltd	Mercantile Produce Brokers (Pvt) Ltd

CATALOGUE	LOTS	QTY (KGS)
Ex-estate	833	882,800
High And Medium	1,837	887,766
Low Grown (Leafy)	2,307	1,039,170
Low Grown (Semi Leafy)	1,534	667,991
Low Grown (Tippy)	2,097	1,058,752
Off Grades + BOP1A	2,288	1,140,952
Dusts	521	483,620
Premium Flowery	343	57,998
TOTAL	11,760	6,219,049

Demand: All-round lower demand.

Sale	Ex-Estate		Low Grown (Leafy/Tippy)		Total	
	Qty	Demand	Qty	Demand	Qty	Demand
22	0.8 MKgs	Lower	2.8 Mkg	Lower	6.2 MKgs	Lower

WESTERN					LEAFY / SEMI LEAFY				
	SELECT	BEST	BELOW BEST	PLAINER		SELECT	BEST	BELOW	OTHERS
BOP	Irregular	Firm	↓ -50	↓ -50	OP1	↓ -700	Firm	↓ -40	↓ -40
BOPF	↓ -50	↓ -50	↓ -30	↓ -50	BOP1	↓ -400	Firm	↓ -30	↓ -30
					OP / OPA			↓ -50	
					PEK			↑ 20	
BOP		N/A	↓ -50	↓ -100	PEK1			Firm	
BOPF		↓ -70	↓ -50	↓ -50					

SMALL LEAF / TIPPY				
	SELECT	BEST	BELOW	OTHERS
BP1	Irregular	Irregular	↓ -70	
PF1	↓ -40	↓ -50	↓ -50	

HIGH & MEDIUM				
	SELECT	BEST	BELOW BEST	OTHERS
BOP1	↑ 50	↑ 50	Firm	Firm
OP1	↑ 50	Firm	Firm	Firm
FBOP	↑ 100	↑ 100	↑ 50	↑ 50
FBOPF1	↑ 50	↑ 100	↑ 100	↑ 100
PEK	↑ 50	Firm	Firm	Firm
PEK1	Firm	↓ -50	↓ -50	↓ -20
OP/OPA	↓ -50	↓ -20	↓ -20	↓ -20

PREMIUM FLOWERY		
	FBOPFEXSP	FBOPFSP
SELECT BEST	↓ 100-200	↓ 100
BEST		↓ 50-100
BELOW BEST	Firm	Firm
OTHERS	Firm	Firm



High Grown Teas



BOP

Best Western's few invoices gained by Rs.50/- per kg, whilst others were irregular. Below best were firm to Rs.50/- per kg lower. Plainer teas declined by Rs.50/- per kg and more. Nuwara Eliya's had hardly any offerings. Uda Pussellawa's were barely steady. Uva's were easier by Rs.100/- per kg and more.

BOPF

Best Western's declined by Rs.50/- per kg and more. Below best few coloury invoices were firm whilst others declined by Rs.50/- per kg. Plainer types too followed a similar trend. Nuwara Eliya's were easier. Uda Pussellawa's lost Rs.50/- per kg. Uva's were firm to Rs.50/- per kg lower.

Medium Grown Teas



BOP1 - Select best and best moved up by Rs.50/- per kg, whilst all others held firm. **OP1** - Select best gained by Rs.50/- per kg, whilst all others remained unchanged. **OP/OPA** - Select best were lower by Rs.50/- per kg whilst all others lost by Rs.20/- pr kg. **PEK** - Select best gained by Rs.50/- per kg whilst all others maintained. **PEK1** - Select best were firm. Best and below best were lower by Rs.50/- per kg. Others were easier by Rs.20/- per kg. **FBOP** - Select best and best were appreciated by Rs.100/- per kg, whilst all others dearer by Rs.50/- per kg. **FBOPF1** – Select best gained by Rs.50/- per kg, whilst all others moved up by Rs.100/- per kg.

CTC Teas



HIGH GROWN

BP1 – Irregular

PF1 – Best lower by Rs.40/- per kg whilst the improved types by Rs.30-40/- per kg.

MEDIUM GROWN

BP1 – Irregular

PF1 – Easier by Rs.50/- per kg.

LOW GROWN

BP1 – Dropped by Rs.70/- per kg.

PF1 – Lost by Rs.50/- per kg.

QUOTATIONS-HIGH GROWNS	BOP		BOPF	
Best Westerns	1,340	1,550	1,300	1,480
Below Best Westerns	1,100	1,260	1,180	1,260
Plainer Westerns	1,000		1,100	1,160
Nuwara Eliyas	N/A		1,260	
Udapussellawas	940	1,020	1,020	1,160
Best Uvas	980	1,060	1,100	1,200
Other Uvas	N/A		920	
Good Mediums	1,100	1,900	1,160	1,200
Poor Mediums	720	1,080	720	1,080
QUOTATIONS – UNORTHODOX	BP1		PF1	
(CTC) CTC (High & Medium)	1,140	1,160	1,080	1,260
CTC (Low)	N/A		1,180	1,300

Low Grown Teas



BOP1 - Select best were easier, whilst balance were firm to lower.

OP1 - Select best were easier whilst best and below best were firm. Poorer sorts maintained.

OP/ OPA - Select best together with best and below best were easier. Poorer sorts maintained.

PEKOE/PEKOE1 - Select best were firm, whilst best and below best were easier. PEK1's in general were easier.

FBOP/FBOP1 - Select best were firm, whilst below best and others slightly lower.

BOP - Select best and best were firm, whilst below best and others were barely steady.

BOPF - All-round firm.

FBOPF/FBOPF1 - Select best FBOPF's were firm to dearer, whilst all others were marginally lower. Select best and best FBOPF1's were firm whilst all others were lower.

QUOTATIONS	SELECT BEST	BEST	BELOW BEST	OTHER
BOP1	2,500-3,650	1,800-2,200	1,300-1,700	900-1,200
OP1	2,500-2,950	2,000-2,450	1,500-1,900	800-1,400
OP	1,550-1,900	1,400-1,500	1,150-1,300	900-1,100
OPA	1,500-2,100	1,300-1,450	1,150-1,250	800-1,100
PEKOE	1,400-2,200	1,200-1,320	1,100-1,150	850-1,100
PEKOE1	1,500-2,150	1,350-1,480	1,100-1,350	850-1,100
FBOP1	1,500-2,200	1,300-1,450	1,000-1,200	Below 900
FBOP	2000-3,350	1,700-1,950	1,400-1,650	Below 1,300
BOP	1,750-2,050	1,500-1,700	1,300-1,450	Below 1,100
BOPF	1,000-2,000	850-950	750-820	Below 720
FBOPF1	1,800-2,150	1,600-1,750	1,300-1,500	Below 1,200
FBOPF	1,600-2,450	1,250-1,450	1,000-1,200	Below 900
FFSP/FFEXSP/FFEXSP1	5000-7,050	2,800-4,000	1,500-2,600	Below 1,300

Off Grades



FGS/FGS1 - High grows eased by Rs.20/- per kg. Medium and Low Grows were firm to Rs. 10-20/- per kg easier. CTC's maintained.

BM - Cleaner varieties declined by Rs. 10-20/- per kg. Below best followed a similar trend. Bottom advanced by Rs. 10-20/- per kg

BP - In general, firm.

BOP1A - Best were firm to dearer by Rs.20-40/- per kg. Below Best moved up by Rs.20-30/- per kg, whilst the poorer sorts were firm to dearer by Rs.10-20/- per kg.

	HIGH		MEDIUM		LOW	
FNGS	700	1,220	620	1,000	700	920
P.FGS (CTC)	960	1,000	730	1,160	740	890
BP	740	1,280	740	1,260	590	1,420
BM	600	790	620	840	600	1,440
BOP1A	730	850	720	920	650	1,480

DUST Grades



DUST1 - Best and below best lost by Rs.40-80/- per kg. CTC's were lower by Rs. 40-60/- per kg.
Best and below best low grown declined by Rs. 40-60/- per kg.

DUST - Cleaner Secondaries and low grown maintained.

	HIGH		MEDIUM		LOW	
PRIMARY DUSTS	1,200	1,550	1,000	1,180	900	1,100
SECONDARY DUSTS	850	1,180	850	1,000	750	850
PDUST (CTC)	1,060	1,140	1,000	1,200	1,120	1,320

Top Prices - Sale No.22 of 04th / 05th June 2024

TOP PRICES - SALE NO. 22 OF 04TH / 05TH JUNE 2024			
WESTERN MEDIUM			
Harangalla	BOP	1,900.00	@
Hatale	BOPSp	1,650.00	
Craighead	BOPF/BOPFSp	1,600.00	
New Rothschild	BOP1	2,050.00	@
Dartry Valley	FBOP/FBOP1	2,150.00	
Dartry Valley	FBOPF/FBOPF1	1,950.00	
Ancoombra	FBOPF/FBOPF1	1,950.00	
Harangalla	FBOPF/FBOPF1	1,950.00	
Harangalla	OPA	1,500.00	@
Dartry Valley	OP	1,340.00	@
Hayes	OP	1,320.00	@
Harangalla	OP	1,320.00	
Kenilworth	OP	1,320.00	
Harangalla	OP1	1,750.00	
Hayes	OP1	1,700.00	@
New Rothschild	OP1	1,700.00	@
Erin Super	PEK/PEK1	1,750.00	
Meezan	PEK/PEK1	1,750.00	
WESTERN HIGH			
Great Western	BOP	1,550.00	
Queensberry	BOPSp	1,600.00	
Dessford	BOPF/BOPFSp	1,480.00	
Torrington	BOP1	1,750.00	
Venture	BOP1	1,750.00	
Glenloch	FBOP/FBOP1	1,900.00	
Bambrakelly	FBOP/FBOP1	1,900.00	
Weddemulla	FBOP/FBOP1	1,750.00	@
Queensberry	FBOP/FBOP1	1,750.00	
Torrington	FBOP/FBOP1	1,750.00	
Bambrakelly	FBOPF/FBOPF1	1,750.00	
Venture	OP/OPA	1,380.00	
Bambrakelly	OP1	1,700.00	
Frotoft Super	PEK/PEK1	1,420.00	@
Bogahawatte	PEK/PEK1	1,420.00	@
NUWARA ELIYA			
Mahagastotte	BOPF/BOPFSp	1,260.00	
Lovers Leap	FBOP/FBOP1	1,600.00	
Kenmare	OP/OPA	1,080.00	
Court Lodge	PEK/PEK1	1,260.00	
UDA PUSSELLAWAS			
Luckyland	BOP	1,020.00	
Luckyland	BOPSp	1,000.00	
Luckyland	BOPF/BOPFSp	1,160.00	
Kirklees	BOPF/BOPFSp	1,160.00	
Gampaha	BOP1	1,460.00	
Alma	FBOP/FBOP1	1,750.00	@
Gampaha	FBOPF/FBOPF1	1,650.00	
Blairlmond	FBOPF/FBOPF1	1,650.00	
UDA PUSSELLAWAS (contd.)			
Alma	OP/OPA	1,320.00	@
Alma	OP1	1,650.00	@
Alma	PEK	1,440.00	@
Alma	PEK1	1,750.00	@
UVA MEDIUM			
Dickwella	BOP	1,750.00	
Halpewatte Uva	BOP	1,750.00	
Roseland Uva	BOP	1,750.00	
Blossoms Uva Tea	BOPSp	1,650.00	
Dickwella	BOPF/BOPFSp	1,800.00	
Glen Alpin	BOP1	2,050.00	
Dickwella	FBOP/FBOP1	2,000.00	
Misty-Uva	FBOPF/FBOPF1	1,800.00	
Sarnia Plaiderie	FBOPF/FBOPF1	1,800.00	
Ury	OP/OPA	1,340.00	@
Wewesse	OP/OPA	1,340.00	
Ury	OP1	2,000.00	@
Halpewatte Uva	PEK/PEK1	1,700.00	
UVA HIGH			
Glenanore	BOP	1,550.00	
Ranaya	BOPSp	1,700.00	@
Uva Highlands	BOPF/BOPFSp	1,340.00	
Craig	BOP1	1,850.00	
Gonamotawa	FBOP/FBOP1	2,000.00	
Ranaya	FBOP/FBOP1	1,900.00	@
Ellathota Uva	FBOP/FBOP1	1,900.00	
Oodoowerre	FBOPF/FBOPF1	1,800.00	
Mount Uva	OP	1,340.00	@
Ranaya	OP	1,300.00	@
Craig	OP	1,300.00	
Uva Highlands	OP	1,300.00	
Spring Valley	OP	1,300.00	
Ranaya	OPA	1,280.00	@
Ranaya	OP1	1,800.00	@
Ranaya	PEK/PEK1	1,700.00	@
UNORTHODOX HIGH			
Dunsinane CTC	PF1	1,260.00	
Ulgedara CTC	PF1	1,240.00	@
Dunsinane CTC	PF1	1,240.00	
Dunsinane CTC	BP1	1,160.00	
Dunsinane CTC	BPS	1,120.00	
UNORTHODOX MEDIUM			
New Peacock CTC	PF1	1,260.00	
Delta CTC	BP1	1,140.00	
Donside CTC	BPS	840.00	
UNORTHODOX LOW			
Hingalgoda CTC	PF1	1,300.00	
Canora CTC	BP1	800.00	
Ross Feld CTC	BP1	800.00	
DENOTES – CEYLON TEA BROKERS PLC [@] / ALL TIME RECORD PRICE [**] / EQUAL ALL TIME [*] CEYLON TEA BROKERS PLC – 22 OF 04TH / 05H JUNE 2024			

TOP PRICES - SALE NO. 22 OF 04TH / 05TH JUNE 2024

LOW GROWN				CONT.....			
Pothotuwa	BOP1	3,550.00		Cecilyan	FBOP1	2,450.00	
Mulatiyana Hills	OP1	2,950.00	@	Co-op Win	FBOPF	2,400.00	@
Sithaka	OP1	2,950.00		Pothotuwa	FBOPF1	2,150.00	
Lions	OP	1,900.00		Makandura	FBOPF1	2,150.00	
Miriswatta	OP	1,900.00		Galatara	FBOPF1	2,100.00	
Bogoda Group	OP	1,850.00		Pothotuwa	FBOPF1	2,100.00	
Mahaliyadda	OP	1,850.00		Dellawa	FBOPF1	2,100.00	
Andaradeniya	OP	1,850.00		Sithaka	FBOPF1	2,100.00	
Wathurawila	OP	1,800.00	@	Mulatiyana Hills	FBOPF1	2,050.00	@
Nilgiri	OP	1,800.00	@	Seranya Super	FBOPF1	2,050.00	@
Nilrich	OP	1,800.00	@	Ransegoda	FBOPF1	2,050.00	
Sihara	OP	1,800.00	@	Lakvinka	FBOPF1	2,050.00	
Lumbini	OP	1,800.00		Galatara	FBOPF1	2,050.00	
New Panilkanda	OP	1,800.00		Kolonna Super	FBOPF1	2,050.00	
Kumudu	OP	1,800.00		Hidellana	FBOPF1	2,050.00	
Rotumba	OP	1,800.00		Gunawardena	FBOPF1	2,050.00	
Berubeula	OP	1,800.00		Cecilyan	FBOPF1	2,050.00	
Green House	OP	1,800.00		Wattahena	FBOPF1	2,050.00	
Makandura	OP	1,800.00		Rotumba	FBOPF1	2,050.00	
Dampahala	OP	1,800.00		New Spring View	FBOPF1	2,050.00	
Liyonta	OPA	2,100.00					
Lumbini	PEK	2,200.00					
Rajjuruwatta Super	PEK1	2,150.00	@				
Galatara	PEK1	2,150.00					
Mulatiyana Hills	PEK1	2,050.00	@				
New Panilkanda	BOP	2,050.00					
Matuwagalla Super	BOP	2,000.00	@				
Peak View Super	BOP	2,000.00	@				
Lumbini	BOP	2,000.00					
Cecilyan	BOP	2,000.00					
Galatara	BOP	2,000.00					
Suduwelipothahena Super	BOP	1,950.00	@				
Kanneliya	BOP	1,950.00					
Pothotuwa	BOP	1,950.00					
Dellawa	BOP	1,950.00					
New Hopewell	BOP	1,950.00					
New Mount Carmel	BOP	1,950.00					
Sunrise	BOP	1,950.00					
Andaradeniya Super	BOPSp	1,900.00					
Parakaduwa Super	BOPSp	1,850.00	@				
Thalapalakanda Super	BOPSp	1,850.00					
Mahaliyadda	BOPSp	1,850.00					
Greenwin Super	BOPSp	1,850.00					
Dampahala	BOPSp	1,850.00					
Pothotuwa	BOPF	2,000.00					
Suduwelipothahena Super	BOPFSp	1,950.00	@				
Golden Garden	BOPFSp	1,900.00	@				
Parakaduwa Super	BOPFSp	1,850.00	@				
Rajjuruwatta Super	BOPFSp	1,850.00	@				
Brombil	BOPFSp	1,850.00	@				
Golden Garden	BOPFSp	1,850.00					
Andaradeniya Super	BOPFSp	1,850.00					
New Spring View	BOPFSp	1,850.00					
Sithaka	FBOP	3,500.00					

DUSTS			
Great Western	DUST1	1,550.00	
Hingalgoda CTC	PD	1,320.00	

PREMIUM FLOWERY			
New Hopewell	FBOPFSp	6,750.00	
Yalta	FBOPFSp	6,550.00	@
Lions	FBOPFSp	6,450.00	@
Andaradeniya	FBOPFExSp	6,550.00	
Sirisili	FBOPFExSp	5,800.00	
Lions	FBOPFExSp	5,750.00	@
Purerich	FBOPFExSp1	7,050.00	@
Kendalanda	FBOPFExSp1	7,050.00	
Muswenna	FBOPFExSp1	6,900.00	
Rajjuruwatta Super	FBOPFExSp1	5,950.00	@

OFF GRADES			
Adisham	FGS/FGS1	1,220.00	
Wanarajah	FGS/FGS1	1,220.00	
Strathdon CTC	PF	1,160.00	
Florence CTC	PF	1,000.00	
Mount Vernon CTC	PF	960.00	@
Golden Garden	BM	1,440.00	@
Suwishka	BP	1,420.00	@
Bulathsinghala Tea	BP	1,360.00	
Falcon Lanka	BP	1,360.00	
New Deniyaya	BP	1,320.00	@
Talgaswella	BP	1,320.00	
Bogoda	BOP1A	1,480.00	

DENOTES – CEYLON TEA BROKERS PLC [@] / ALL TIME RECORD PRICE [* *] / EQUAL ALL TIME [*]

Future Sales Information (Sale No.23 of 11th /12th June 2024)

EX EST	H/M-OFF GR & DUST	LEAFY/ SEMI LEAFY/ TIPPY/PREM & BOP1A
MB	John Keells PLC	John Keells PLC
FW	Ceylon Tea Brokers PLC	Lanka Commodity Brokers
AS	Bartleet Produce Marketing (Pvt) Ltd	Ceylon Tea Brokers PLC
LC	Asia Siyaka Commodities PLC	Eastern Brokers Ltd
CTB	Lanka Commodity Brokers	Asia Siyaka Commodities PLC
BC	Mercantile Produce Brokers (Pvt) Ltd	Bartleet Produce Marketing (Pvt) Ltd
JK	Forbes & Walker Tea Brokers (Pvt) Ltd	Mercantile Produce Brokers (Pvt) Ltd
EB	Eastern Brokers Ltd	Forbes & Walker Tea Brokers (Pvt) Ltd
Buyers Prompt: 18.06.2024		
Sellers Prompt: 19.06.2024		

Awaiting Sale – Catalogue Details

	SALE OF 11TH/ 12TH JUNE 2024		SALE OF 18TH/ 19TH JUNE 2024	
	LOTS	QTY(KGS)	LOTS	QTY(KGS)
Ex-estate	787	825,674	792	839,816
High And Medium	1,641	761,337	1,777	822,548
Low Grown (Leafy)	2,053	860,859	2,235	940,446
Low Grown (Semi Leafy)	1,300	545,642	1,448	617,981
Low Grown (Tippy)	1,725	839,650	1,950	940,097
Off Grades+BOP1A	1,916	971,753	2,196	1,122,266
Dusts	506	467,912	580	533,148
Premium Flowery	308	49,311	363	59,050
Total	10,236	5,322,138	11,341	5,875,352
MAIN SALE & EX ESTATE CLOSED ON	22ND MAY 2024		31ST MAY 2024	

SALE NO. 25 – 25TH / 26TH JUNE 2024

Ex-Estate catalogue and Main Sale catalogues are scheduled to be closed on the 07th June 2024.

SALE NO. 26 – 02ND / 03RD JULY 2024

Ex-Estate catalogue and Main Sale catalogues are scheduled to be closed on the 13th June 2024.

SALE NO. 27 – 09TH / 10TH JULY 2024

Ex-Estate catalogue and Main Sale catalogues are scheduled to be closed on the 20th June 2024.

Elevation Wise – Statistics – Colombo Auction Averages

Elevation	LAST WEEK	WEEK BEFORE LAST	LAST YEAR	YEAR BEFORE
	(RS)	(RS)	(RS)	(RS)
	Sale- 28.05.2024	Sale- 20.05.2024	Corres 2023	Corres 2022
Uva High	1098.43	1117.98	807.78	940.50
Western High	1173.73	1187.01	882.81	991.58
CTC High	1114.92	1096.83	822.08	808.83
Total High Grown	1145.15	1159.32	858.46	973.89
Uva Medium	1128.19	1150.05	832.04	1069.27
Western Medium	1026.81	1044.30	818.32	956.89
CTC Medium	959.90	999.46	799.75	763.72
Total Medium Grown	1066.44	1086.06	822.77	988.91
Orthodox Low	1388.04	1411.01	1049.10	1446.70
CTC Low	961.50	1014.20	857.65	1067.00
Total Low Grown	1364.18	1385.52	1036.95	1424.05
TOTAL	1267.26	1284.42	953.16	1236.22

Elevation	LAST WEEK	WEEK BEFORE LAST	LAST YEAR	YEAR BEFORE
	(\$)	(\$)	(\$)	(\$)
	Sale- 28.05.2024	Sale- 20.05.2024	Corres 2023	Corres 2022
Uva High	3.66	3.73	2.70	2.61
Western High	3.91	3.96	2.95	2.75
CTC High	3.71	3.66	2.75	2.24
Total High Grown	3.81	3.87	2.87	2.70
Uva Medium	3.76	3.84	2.78	2.96
Western Medium	3.42	3.48	2.74	2.65
CTC Medium	3.20	3.33	2.67	2.12
Total Medium Grown	3.55	3.62	2.75	2.74
Orthodox Low	4.62	4.71	3.51	4.01
CTC Low	3.20	3.38	2.87	2.96
Total Low Grown	4.54	4.62	3.47	3.95
Weekly Total (USD)	4.22	4.28	3.19	3.43
Exchange Rate (LKR)	300.42	299.88	299.11	360.76

Elevation	TODATE	TODATE	TODATE	TODATE	TODATE	TODATE
	2022	2023	2024	2022	2023	2024
	(RS)	(RS)	(RS)	(\$)	(\$)	(\$)
Uva High	888.31	1108.56	1118.00	3.31	3.27	3.64
Western High	887.70	1303.08	1201.05	3.31	3.85	3.91
CTC High	746.41	1151.23	1128.62	2.78	3.40	3.67
Total High Grown	887.89	1246.07	1175.35	3.31	3.68	3.82
Uva Medium	943.25	1105.84	1156.88	3.51	3.26	3.76
Western Medium	810.02	1090.46	1091.45	3.02	3.22	3.55
CTC Medium	664.37	1046.52	972.32	2.47	3.09	3.16
Total Medium Grown	851.05	1095.30	1112.82	3.17	3.23	3.62
Orthodox Low	1107.85	1378.91	1405.07	4.13	4.07	4.57
CTC Low	710.21	998.61	1031.88	2.64	2.95	3.36
Total Low Grown	1079.85	1357.63	1379.58	4.02	4.01	4.49
TOTAL	1000.44	1292.19	1290.95	3.73	3.81	4.20
Cumulative Sale Averages – 1 USD = Rs. (Monthly Weighted Average)				268.55	338.88	307.41

Circular No.26 of 2024 (Dated June 05, 2024)

Tea Sale Arrangements - Sale No.25 (Tue 25th & Wed 26th June 2024)

*The Catalogue Closure of Sale Number 25 scheduled to be held on 25th and 26th June 2024, is due on 06th June 2024. At the request of the Producers, and in consultation with the Chairman CBA, the Chairman CTTA has decided to extend the closing of catalogues to **Friday, 07 th June till 6 p.m.**, considering the inclement weather condition and related issues.*

World Tea Production (In Million Kilos)

Country	Month	Month		To-date		Diff (+/-)
		2023	2024	2023	2024	2023 vs 2024
Sri Lanka	Apr	25.2	21.5	84.7	79.7	-5.0
North India	Apr	63.1	62.0	132.1	111.2	-20.9
South India	Apr	18.5	12.5	59.3	61.5	2.2
Bangladesh	Mar	2.0	1.5	2.5	1.7	-0.8
Malawi	Mar	6.5	7.3	19.1	20.8	1.7
Kenya	Feb	32.7	55.4	87.6	114.4	26.8

Sri Lanka Tea Sale Averages – Sub Elevation Wise – Month of May 2024

CEYLON TEA BROKERS PLC

Level 7, Millenium House, No.46/58, Nawam Mawatha, Colombo 2.
Tel:011-4607777 Fax: 011-4607788
Email: general@ceylontebrokers.com; Web: www.ceylontebrokers.com



Sri Lanka Tea Sale Averages - Sub Elevation Wise – Month of May 2024

(Excluding Black tea sales from refuse tea processing centres, Organic tea sales and Green tea sales)

Combined Averages (Orthodox & CTC)

ELEVATION	MAY 2024	JANUARY TO MAY – 2024
UVA HIGH	1,126.17	1,119.20
WESTERN HIGH	1,206.00	1,208.57
TOTAL HIGH GROWN	1,172.88	1,179.99
UVA MEDIUM	1,144.52	1,149.84
WESTERN MEDIUM	1,043.92	1,093.69
TOTAL MEDIUM GROWN	1,084.78	1,112.57
LOW GROWN	1,380.02	1,377.68
TOTAL	1,281.07	1,288.95

CTC Averages

ELEVATION	MAY 2024	JANUARY TO MAY - 2024
CTC HIGH	1,124.33	1,129.39
CTC MEDIUM	975.88	968.09
CTC LOW	1,005.82	1,032.43
CTC TOTAL	1,027.65	1,036.28

Orthodox Averages

ELEVATION	MAY 2024	JANUARY TO MAY - 2024
UVA HIGH	1,118.23	1,113.78
WESTERN HIGH	1,224.92	1,221.39
TOTAL HIGH GROWN	1,179.03	1,186.09
UVA MEDIUM	1,144.52	1,149.84
WESTERN MEDIUM	1,065.84	1,136.31
TOTAL MEDIUM GROWN	1,103.21	1,141.78
LOW GROWN	1,412.74	1,408.07
TOTAL	1,308.92	1,317.58

Sri Lanka Tea Sale Averages - Elevation Wise – Month of May 2024

(Including Black tea sales from refuse tea processing centres, Organic tea sales and Green tea sales)

ELEVATION	MAY				JANUARY TO MAY			
	2024		2023		2024		2023	
	LKR	USD	LKR	USD	LKR	USD	LKR	USD
HIGH GROWN	1,162.31	3.88	996.79	3.21	1,157.41	3.76	1,240.79	3.68
MEDIUM GROWN	1,074.79	3.59	924.84	2.98	1,101.12	3.58	1,106.48	3.28
LOW GROWN	1,367.80	4.56	1,120.52	3.61	1,363.55	4.43	1,345.20	3.99
TOTAL	1,266.86	4.23	1,055.45	3.40	1,270.33	4.13	1,283.34	3.81

(Source: SLTB / CBSL)

CEYLON TEA BROKERS PLC



Sri Lanka Tea Sale Averages for the Month of May 2024 recorded Rs. 1,266.86 (USD 4.23) vis-à-vis Rs.1,055.45 (USD 3.40) (+Rs.211.41) in 2023. High Growns for the month of May was Rs.1,162.31 as against Rs.996.79 (+Rs.165.52) in 2023. Medium Growns recorded Rs.1,074.79 vis-à-vis Rs.924.84 (+Rs.149.95) in 2023. Low Growns achieved Rs.1,367.80 vis-à-vis Rs.1,120.52 (+Rs.247.28) in 2023.

Cumulative figure for January / May stood at Rs.1,270.33 vis-à-vis Rs1,283.34 in 2023. High Grows recorded Rs.1,157.41 as against Rs.1,240.79 in 2023. Medium Grown was Rs.1,101.12 vis-à-vis Rs.1,106.48 in 2023. Low Grows recorded Rs.1,363.55 vis-à-vis Rs.1,345.20 in 2023. High & Medium Grows recorded a decrease whereas Low Grows achieved an increase in Rupee value when compared to the corresponding period in 2023. However, all three elevations recorded an increase in Dollar value.

The total CTC average for the month of May 2024 was Rs. 1,027.65. CTC High Grows recorded Rs. 1,124.33; CTC Medium Grows were at Rs. 975.88 whilst Low Grows recorded Rs. 1,005.82.

Other Markets



Mombasa Auction of 03rd / 04th June 2024

Fairly good general demand prevailed for the 268,460 packages (17,967,428.00 kilos) on offer; 45.82% remained unsold.

Pakistan Packers lent useful support but at lower levels while Afghanistan, Bazaar, Yemen and other Middle Eastern countries maintained interest. Egyptian Packers showed good enquiry but at lower levels with UK active but selective. Kazakhstan and other CIS states lent more support while Russia, Sudan and South Sudan maintained enquiry. Iran were absent while Local Packers reduced activity. Somalia continued active at the lower end of the market.

LEAF GRADES (M2)

BP1: *Best – Irregular interest and varied between firm to USC44 dearer with selected invoices appreciating by up to USC80 to easier by up to USC21 with a few lines losing USC76. Brighter – Saw most teas steady with some lines shedding up to USC99 to sell at reserve price levels. Mediums – KTDA mediums were neglected with a few select teas absorbed at last levels. Plantation mediums were firm to USC12 dearer with select invoices gaining up to USC75 but a few lines shed up to USC19. Lower Medium – Were irregular varying between steady to USC20 dearer to USC19 below previous rates. Plainer – Met improved competition at firm to USC40 dearer.*

PF1: *Best – Were irregular ranging between steady to USC43 dearer to easier by up to USC40. Brighter – Firm to USC13 above last levels. Mediums – KTDA mediums held value for most lines with some teas irregular varying between USC10 dearer to easier by USC7. Plantation mediums ranged between firm to USC29 dearer to USC20 below previous prices. Lower Medium – Saw*

some lines appreciating by up to USC8 while others lost up to USC14. Plainer – Firm to dearer by up to USC26 to easier by up to USC17.

DUST GRADES (M1)

PDUST: *Best – Were irregular varying between firm to USC13 dearer with select teas gaining USC31 to easier by up to USC13. Brighter – Ranged between steady to USC4 dearer to easier by a similar margin. Mediums – KTDA mediums were firm at last levels while plantation mediums varied between USC10 dearer to easier by USC7. Lower Medium –Irregular with some teas advancing by up to USC13 while others lost up to USC10. Plainer – Varied between USC16 dearer to USC15 below previous prices.*

DUST1: *Best – Irregular ranged between steady to USC12 dearer to easier by USC13 with selected lines shedding USC30. Brighter – Firm to USC10 below last levels. Mediums – KTDA mediums were steady to USC9 easier with plantation mediums irregular ranging between firm to USC8 dearer and select teas appreciated by USC32 to easier by USC4 and a few lines lost USC42. Lower Medium – Firm to USC4 dearer to easier by up to USC8. Plainer – Ranged between USC14 dearer to easier by USC8.*

SECONDARY GRADES (S1): *In the Secondary Catalogues, best BPs were firm with others tending dearer while PFs were easier. Clean well sorted coloury Fannings held value with similar DUSTs about steady. Other Fannings were irregular while DUSTs were well absorbed at firm to dearer levels. BMFs were well absorbed.*

Jakarta Auction of 30th May 2024

CTC LEAF

DEMAND: Strong demand.

MARKET: The total CTC leaf teas sold this week was 98.15% (599,180.73kgs) of the total offering of 610,450.31Kgs.

BEST: Larger broken at the lower declined by Rs. 8 to 10, whilst the select best invoices sold firm. The medium broken grade sold dearer by Rs. 5 at the lower end whilst the top end, select invoices fetched dearer price following quality and competition. Smaller broken & fanning met with good demand and appreciated on quality and competition by Rs. 10 to 15 or more.

GOOD: Improved strong demand was witnessed in this category. The larger broken at the lower end sold dearer by up to Rs. 10, the top end sold barely steady. Medium grade at the bottom end saw a price escalation by up to Rs. 15, top end sold dearer by Rs. 9. Smaller broken in this section, the lower end sold dearer by Rs. 15 to 16, whilst top end sold steady. Fanning saw a substantial increase in prices.

BETTER MEDIUM: All sorts in this category sold dearer by Rs. 8 to 16, except for the fanning grade which saw an increment of Rs 6 to 7.

MEDIUM: All sorts in this category sold dearer by Rs. 7 to 9.

PLAINER: All sorts sold dearer by Rs. 5 to 9. The Major blender's absorption was at 54.99% of the total CTC leaf sold.

ORTHODOX LEAF

DEMAND: Good demand.

MARKET: The high grown whole leaf & broken grades sold at fully firm prices. Fanning sold at steady prices. Other whole leaf grades sold firm to dearer on quality, broken grade appreciated on competition particularly at the lower end. Fanning too saw an increment in prices by Rs. 3 to 6.

CTC DUST

DEMAND: Good improved demand.

MARKET: CTC dust offer this week was at 222,273.56Kgs of which 213,927.07kgs were sold (96.24%).

BEST: Bolder dust sold dearer by Rs. 2 to 6, RD, were firm whilst the finer dust saw a decline in prices.

GOOD: The lower end of PD & RD fetched about Rs. 8 to 10 dearer whilst the top end remained firm to dearer. The finer dust in this category saw a price increase of Rs. 4 to 6.

BETTER MEDIUM: PD grade sold Rs. 2 to 4 dearer; RD saw an increment of Rs. 3 to 10, especially at the top end. Finer grades sold Rs. 5 to 7 dearer.

MEDIUM: PD sold Rs. 1 to 2 dearer, RD by Rs. 2 to 4, finer dust sold higher by Rs. 2 to 8.

PLAINER: Bolder dust sold steady, RD sold dearer by Rs. 4. Finer dust sold Rs 3 to 8 higher.

ORTHODOX DUST

DEMAND: Good selective demand.

MARKET: High grown primary dust continues to sell at irregular and lower prices on select invoices following quality. Secondary teas sold firm to dearer. Other category primary dust declined following quality. Secondary grades sold firm to dearer.

(Courtesy - J.Thomas & Co. Pvt. Ltd)

Bangladesh Auction of 03rd June 2024

CTC LEAF: 23,332 packages of teas on offer continued to meet with a good demand. **BROKENS:** Well-made good liquoring Brokens met with a strong demand and were mostly dearer following competition. Medium varieties met with an improved demand at around last levels in line with quality whilst plainer sorts were again an easier market with some withdrawals. BLF teas met with more demand and were slightly dearer. Withdrawals were a little less. **FANNINGS:** Well-made good liquoring Fannings were a strong feature and were a dearer market following competition. Mediums and plainer types met with a little more demand but eased slightly with some withdrawals. BLF teas met with more demand and were slightly dearer. Withdrawals were a little less. **DUST:** 6,795 packages of teas on offer met with a good demand. Good liquoring Dusts sold well at around last levels. Medium Dusts met with a fair demand and sold in line with quality with some withdrawals. Plain/BLF Dusts had less demand with fair withdrawals. Blenders lent good support whilst Loose tea buyers were fairly active. **COMMENTS:** All improved Invoices met with a good competition and were mostly a dearer market. Other varieties continued to fetch around last levels following quality. Blenders continued to be active with a little more interest from the Loose tea buyers. Dust sold well with less withdrawals than last.

(Courtesy - National Brokers Limited)

Kolkata Auction of 04th / 05th June 2024

Good demand. Improved brighter liquoring Assams are keenly competed for and are selling at dearer levels. Remainder are selling at firm levels. Western India - Active , HUL - Active Exporters - Active . TCPL - Some enquiry. Based on ATB/PAR (1st session) Catalogue.

(Courtesy - Associated Brokers Pvt. Ltd)

Malawi Auction of 05th June 2024

Less and selective demand continued this week at generally firm to easier rates following quality for the 6680 packages on offer.

BP1 were neglected.

PF1 few selected invoices held firm on last, balance were taken out without bids.

PD were 2USC easier on last where sold.

D1 were firm on last.

PF1SC sold firm to 3 USC dearer.

Secondaries - D2 fetched 4-10USC easier on last but balance secondaries were taken out.

(Courtesy - Tea Brokers Central Africa Limited)

Guwahati Auction of 04th June 2024

Good demand. Good and best Assams steady at around last levels. Better medium Assams firm. Remainder irregular in line following quality. (PTM running at 85%)HUL /TCPL /Western India / Internal operating. Exporters silent so far.

(Courtesy - Associated Brokers Pvt. Ltd)



CEYLON TEA BROKERS PLC