

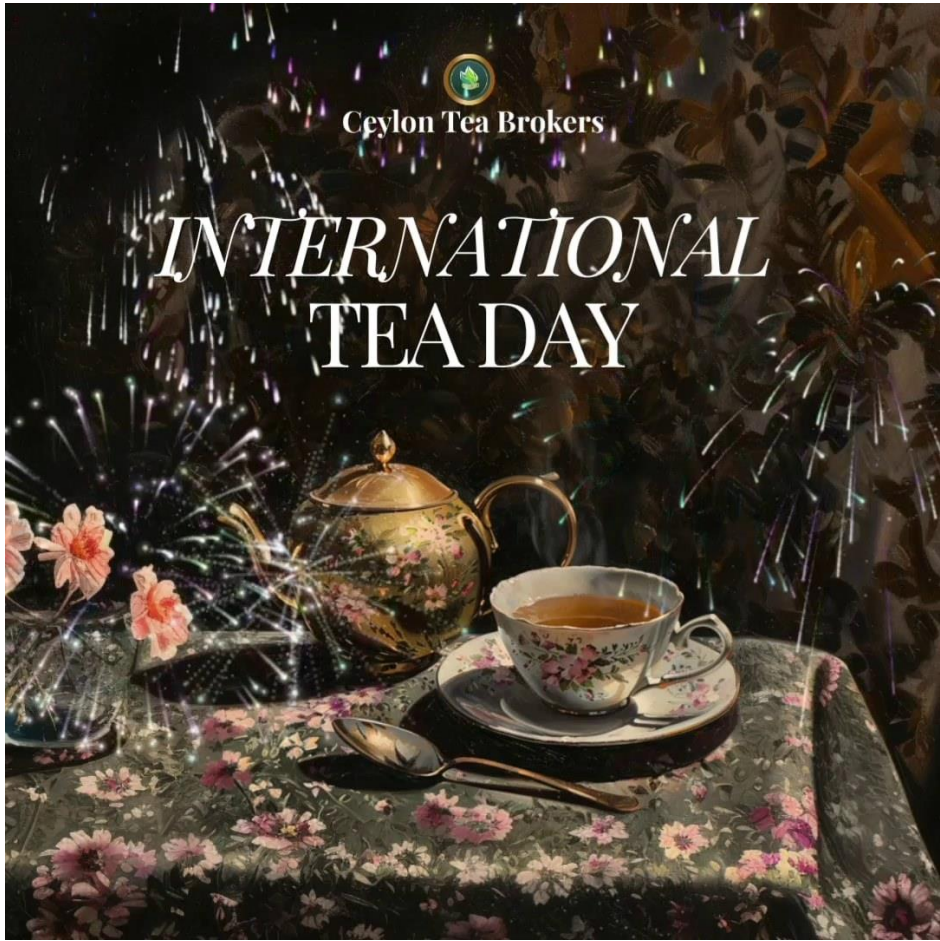


WEEKLY TEA MARKET SNAPSHOT



Ceylon Tea Brokers

SALE NO.20
20TH & 21ST
MAY 2024



<https://sway.office.com/BI88ARyli2KnemdD#content=CPijDIByfpzqYh>

This week's Tea News

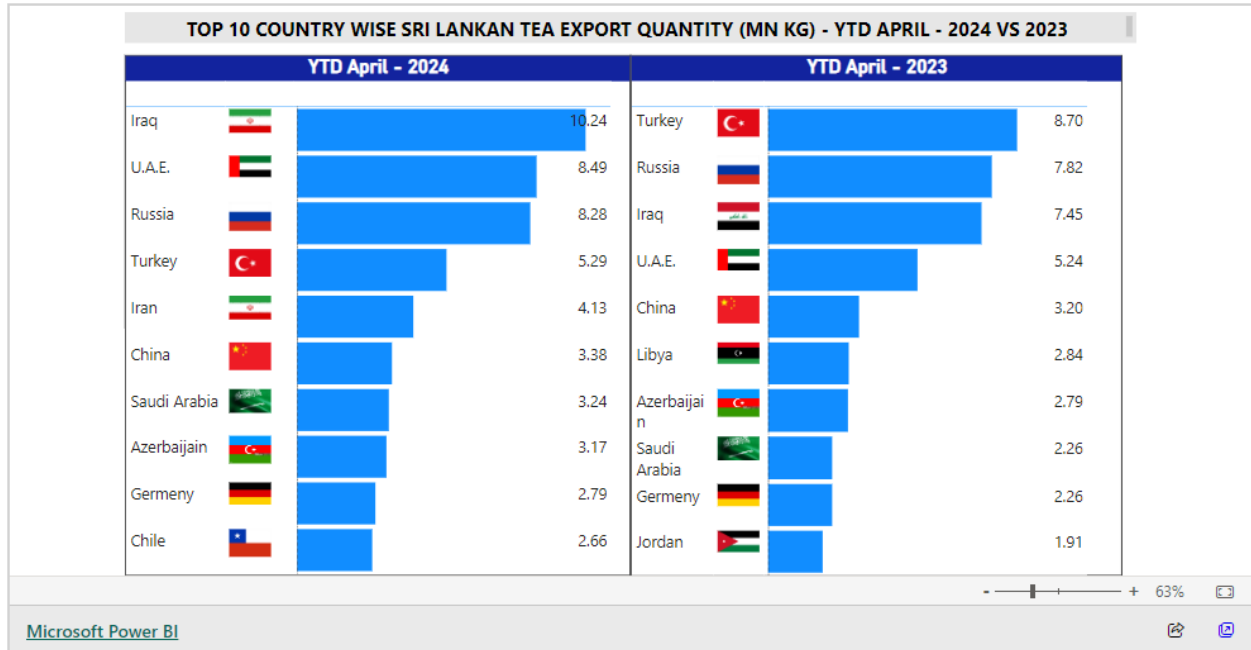


1 - [The Best Time to Drink Green Tea for Maximum Antioxidant Absorption, According to Dietitians](#)

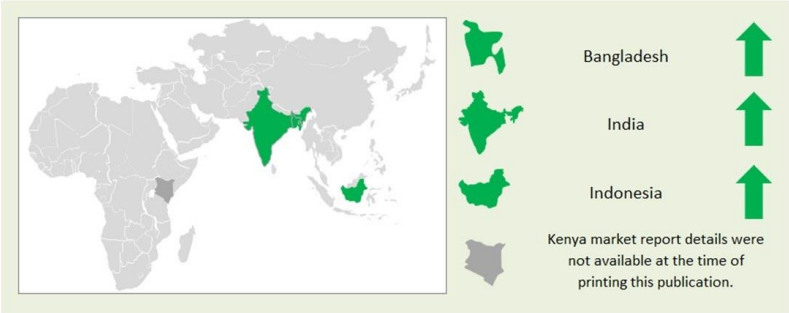


2 - [Sri Lanka celebrates International Tea Day 2024](#)

Tea Statistics



Market movement at International Auction Centers this week



Currency - As of 21st May 2024



	United States Dollars (USD)		European Community Euro (EUR)		United Kingdom pounds (GBP)	
	2024	Corresponding 2023	2024	Corresponding 2023	2024	Corresponding 2023
Sri Lankan Rupee	299.83	299.71	325.40	323.24	380.88	372.91

(Courtesy - Central Bank of Sri Lanka)

Indian Rupee	83.29	82.83	90.51	89.50	105.81	103.07
Kenyan Shilling	130.04	136.74	141.32	147.75	165.20	170.15
Bangladesh Taka	115.81	106.11	125.85	114.66	147.12	132.04
Indonesian Rupiah	15,986.10	14,918.50	17,372.70	16,119.40	20,308.80	18,563.10
Malawi Kwacha	1,720.27	1,017.50	1,869.49	1,099.40	2,185.44	1,266.07
Vietnam Dong	25,450.80	23,451.00	27,658.40	25,338.80	32,332.90	29,180.10

(Courtesy - Oanda Corporation)

SRI LANKA RUPEE AGAINST US DOLLAR
TIME PERIOD 16/05/2024 TO 21/05/2024 (SPOT / BUYING RATE)

16/05/2024	302.25	17/05/2024	301.31
20/05/2024	299.88	21/05/2024	299.83



CURRENCY
As of 21st May 2024
LKR/USD 299.83



CRUDE OIL
As of 21st May 2024
USD 82.80

Elevation Average - May 02nd Sale

HIGH

Rs.1,193.79 USD 3.98

MEDIUM

Rs.1,097.91 USD 3.66

LOW

Rs.1,386.17 USD 4.62

TOTAL

Rs.1,289.79 USD 4.30

Quantity Sold during the period 13th - 18th May 2024


	2024		2023	
	WEEKLY	TODATE	WEEKLY	TODATE
Private Sales	133,915.10	2,228,077.00	149,332.54	1,954,011.95
Public Auction	5,056,051.50	87,681,664.00	5,899,168.00	88,319,349.50
Forward Contracts	39,240.00	588,940.00	56,100.00	1,191,068.00
Direct Sales	-	-	-	-
Total	5,229,206.60	90,498,681.00	6,104,600.54	91,464,429.45
BMF Excluded From Private Sale	64,303.00	939,716.00	65,264.00	942,240.00

Tea Tech Tips





























Good quality green leaf is the best way to increase density of tea.

Crop & Weather (For the period 14th - 20th May 2024)



The Western planting districts experienced rains throughout whilst the Nuwara Eliya's reported bright mornings followed by evening showers. The Department of Meteorology forecasts heavy showers in both regions. The Uva/Udapussellawa's reported showers throughout the week. The Low grown's experienced rains throughout. Heavy showers are to be expected in the Low grown district. All districts maintained their crop intakes except for the Low grown's which recorded a decline.

Weather Forecast (For the period 23rd - 29th May 2024)

	Thu(23/05)	Fri(24/05)	Sat(25/05)	Sun(26/05)	Mon(27/05)	Tue(28/05)	Wed(29/05)
GALLE	30°/27°C 	30°/27°C 	31°/27°C 	32°/26°C 	20°/26°C 	30°/26°C 	31°/26°C 
MATARA	30°/26°C 	29°/26°C 	30°/26°C 	32°/26°C 	31°/26°C 	31°/27°C 	31°/27°C 
RATNAPURA	27°/25°C 	27°/25°C 	29°/24°C 	33°/26°C 	31°/26°C 	31°/26°C 	31°/26°C 
HATTON/ TALAWAKELLE	22°/20°C 	20°/20°C 	23°/20°C 	27°/19°C 	26°/20°C 	26°/21°C 	27°/20°C 

Holiday Notice

CEYLON TEA BROKERS PLC

Please note that our Head Office, Warehouse and Sample Room will be closed for business on the following days:

Thursday 23rd May 2024 - Vesak Full Moon Poya Day

Friday 24th May 2024 - Day following Vesak Full Moon Poya Day

This Week's Market Movement at Colombo Tea Auction



Order of Sale this week

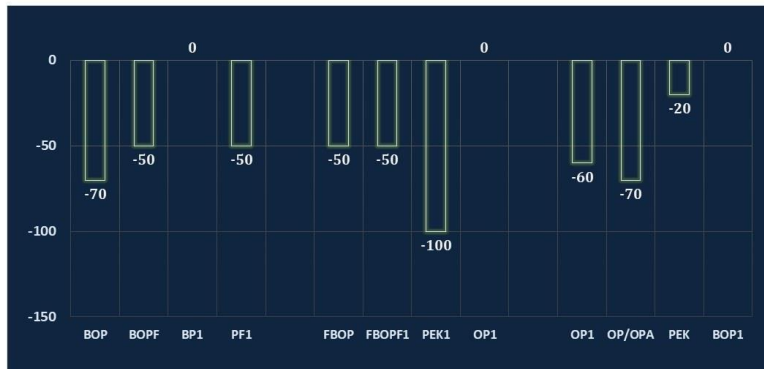
EX EST	H/M-OFF GR & DUST	LEAFY/ SEMI LEAFY/ TIPPY/PREM & BOP1A
MC	Mercantile Produce Brokers (Pvt) Ltd	Bartleet Produce Marketing (Pvt) Ltd
BC	Forbes & Walker Tea Brokers (Pvt) Ltd	Mercantile Produce Brokers (Pvt) Ltd
LC	Eastern Brokers Ltd	Forbes & Walker Tea Brokers (Pvt) Ltd
JK	John Keells PLC	John Keells PLC
CTB	Ceylon Tea Brokers PLC	Eastern Brokers Ltd
EB	Bartleet Produce Marketing (Pvt) Ltd	Lanka Commodity Brokers
FW	Asia Siyaka Commodities PLC	Ceylon Tea Brokers PLC
AS	Lanka Commodity Brokers	Asia Siyaka Commodities PLC

CATALOGUE	LOTS	QTY (KGS)
Ex-estate	858	905,332
High And Medium	1,976	964,359
Low Grown (Leafy)	2,353	1,044,636
Low Grown (Semi Leafy)	1,521	693,341
Low Grown (Tippy)	2,183	1,122,771
Off Grades + BOP1A	2,358	1,216,795
Dusts	548	491,117
Premium Flowery	322	58,831
TOTAL	12,119	6,497,182

Demand: Lower demand all-round.

Sale	Ex-Estate		Low Grown (Leafy/Tippy)		Total	
	Qty	Demand	Qty	Demand	Qty	Demand
20	0.9 MKgs	Lower	2.86 Mkgs	Lower	6.4 MKgs	Lower

WESTERN					LEAFY / SEMI LEAFY				
	SELECT BEST	BEST	BELOWBEST	PLAINER		SELECT BEST	BEST	BELOWBEST	OTHERS
BOP	↓ 50/-	↓ 70/-	↓ 70/-	↓ 100/-	OP1	↓ 60/-	↓ 60/-	↓ 50/-	↓ 60/-
BOPF	↓ 80/-	↓ 50/-	↓ 50/-	↓ 60/-	BOP1	↓ 80/-	Firm	Firm	Firm
					OP/OPA			70/-	
BOP		NUWARA ELIYA	UDA PUSSELLAWA	UVA	PEK			20/-	
BOPF		Irregular	↓ 50/-	Firm	PEK1			40/-	
		Irregular	↓ 50/-	↓ 40/-					
HIGH & MEDIUM					SMALL LEAF / TIPPY				
		HIGH	MEDIUM	LOW		SELECT BEST	BEST	BELOWBEST	OTHERS
BP1		Firm	Firm	Firm	FBOP	↓ 50/-	↑ 20/-	↑ 20/-	↑ 10/-
PF1		↑ 20/-	↓ 50/-	↓ 100/-	FBOP1	↑ 40/-	Firm	↑ 20/-	↑ 10/-
					FBOPF1	↓ 50/-	↓ 20/-	↓ 40/-	↑ 10/-
PREMIUM FLOWERY									
	SELECT BEST	FBOPFEKSP	FBOPFSP						
BOP1	↓ 50/-	Firm	Firm		SELECT BEST	↑ 200-400/-	↑ 100/-		
OP1	Firm	Firm	Firm		BEST	↑ 100/-	↑ 100-200/-		
FBOP	↓ 50/-	↓ 50/-	↓ 50/-		BELOW BEST	↑ 100/-	Firm		
FBOPF1	Firm	↓ 50/-	↓ 50/-		OTHERS	Firm	Firm		
PEK	↓ 50/-	↓ 20/-	↓ 20/-						
PEK1	↓ 100/-	↓ 50/-	↓ 50/-						
OP/OPA	↓ 50/-	Firm	Firm						



High Grown Teas



BOP

Best Western's declined by Rs.50-70/- per kg. Below best and Plainer teas eased further. Nuwara Eliya's were irregular following quality. Uda Pussellawa's were lower by Rs.50/- per kg on last. Uva's were generally firm.

BOPF

Best Western's declined by Rs.80/- per kg and more. Below best eased by Rs.50/- per kg and more. Plainer clean leaf types lost by Rs.30-40/- per kg whilst others declined further. Nuwara Eliya's were irregularly easier. Uda Pussellawa's were lower by Rs.40/- per kg and more towards the closure. Uva's were firm to Rs.40/- per kg easier.

Medium Grown Teas



BOP1 - Select best and best were lower by Rs.50/- per kg, whilst all others held firm.

OP1 - In general, maintained.

OP/OPA - Select best lower by Rs. 50/- per kg whilst best and below best held firm. Others dropped by Rs.20/- per kg.

PEK - Select best were lower by Rs.50/- per kg whilst all others declined by Rs 20/- per kg.

PEK1 – Select best lower by Rs.100/- per kg whilst all others eased by Rs. 50/- per kg.

FBOP – In general, dropped by Rs.50/- per kg.

FBOPF1 – Select best maintained whilst all others were easier by Rs. 50/- per kg.

CTC Teas



HIGH GROWN

BP1 – Firm.

PF1 – Moved up by Rs.20/- per kg.

MEDIUM GROWN

BP1 – Maintained.

PF1 – Lower by Rs.50/- per kg.

LOW GROWN

BP1 – Remained unchanged.

PF1 – Easier by Rs.100/- per kg.

QUOTATIONS-HIGH GROWNS	BOP		BOPF	
Best Westerns	1260	1460	1340	1500
Below Best Westerns	1200	1240	1260	1320
Plainer Westerns	1100	1180	1200	1260
Nuwara Eliyas	1340	1360	1320	
Udapussellawas	1000	1140	1040	1260
Best Uvas	1120	1180	1160	1240
Other Uvas	1020	1060	1000	1140
Good Mediums	1100	1850	1260	1280
Poor Mediums	700	1080	700	1100
QUOTATIONS – UNORTHODOX	BP1		PF1	
(CTC) CTC (High & Medium)	1000		1080	1320
CTC (Low)	1160	1220	1180	

Low Grown Teas



BOP1 - Select best were easier, whilst balance were firm.

OP1 - Select best together with best and below best were lower. Poorer sorts were firm to dearer.

OP/ OPA - Select best together with best and below best were firm to lower. Poorer sorts maintained.

PEKOE/PEKOE1 - PEK's in general firm to lower, poorer sorts were easier. PEK1's in general were lower.

FBOP/FBOP1 - Select best were lower, whilst below best and others were firm to dearer.

BOP - Select best and best were firm to slightly lower whilst below best and others were lower.

BOPF - All-round firm.

FBOPF/FBOPF1 - Select best FBOPF's were firm to dearer, whilst all others remained unchanged. Select best and best FBOPF1's were firm whilst all others were lower.

QUOTATIONS	SELECT BEST	BEST	BELOW BEST	OTHER
BOP1	2,500-3700	1,800-2,200	1,300-1,700	900-1,200
OP1	3,200-3,950	2,200-3,000	1,600-2,200	800-1,400
OP	1,600-2,050	1,400-1,500	1,150-1,300	900-1,100
OPA	1,600-2,050	1,300-1,500	1,150-1,250	800-1,100
PEKOE	1,350-2,150	1,200-1,320	1,100-1,150	850-1,100
PEKOE1	1,500-2,100	1,350-1,500	1,100-1,350	850-1,100
FBOP1	1,500-2,250	1,300-1,450	1,000-1,200	Below 900
FBOP	1,850-3,400	1,600-1,800	1,350-1,500	Below 1,100
BOP	1,750-2,050	1,500-1,700	1,300-1,450	Below 1,100
BOPF	1,000-1,900	850-950	750-820	Below 720
FBOPF1	1,700-2,100	1,500-1,650	1,200-1,400	Below 1,100
FBOPF	1,600-2,800	1,250-1,450	1,000-1,200	Below 900
FFSP/FFEXSP/FFEXSP1	5000-8,000	2,800-4,000	1,500-2,600	Below 1,300

Off Grades



FGS/FGS1 - High grows gained by Rs.20/- per kg. Medium and Low Grows were firm to Rs. 10-20/- per kg dearer. CTC's were firm.

BM - Cleaner varieties were firm to Rs.10/- per kg dearer. Below best and Bottom were firm to Rs.10-20/- per kg easier.

BP - Clean varieties advanced by Rs.20-30/- per kg. Below best and bottom maintained.

BOP1A - Best were firm. Below Best dropped by Rs.20-30/- per kg, whilst the poorer sorts were lower by Rs.10-20/- per kg.

	HIGH		MEDIUM		LOW	
FNGS	690	1180	640	1200	680	900
P.FGS (CTC)	880	980	700	980	710	1320
BP	690	1140	640	1240	600	1600
BM	590	780	610	900	600	1320
BOP1A	690	810	700	1040	600	1,440

DUST Grades



DUST1 - Best and below best were lower by Rs. 50-60/- per kg. CTC's were irregularly lower.
Best and below best low grows declined by Rs.50-70/- per kg.

DUST - Cleaner secondaries lost by Rs. 40-60/- per kg. Low grows maintained.

	HIGH		MEDIUM		LOW	
PRIMARY DUSTS	1,250	1,950	1,060	1,280	900	1,100
SECONDARY DUSTS	850	1,200	850	1,000	750	880
PDUST (CTC)	1,140	1,260	1,020	1,200	1,200	1,440

Top Prices - Sale No.20 of 20th / 21st May 2024

TOP PRICES - SALE NO. 20 OF 20TH / 21ST MAY 2024			
WESTERN MEDIUM			
Harangalla	BOP	1,800.00	
Hatale	BOPSp	1,750.00	
Craighead	BOPF/BOPFSp	1,550.00	
Harangalla	BOP1	2,100.00	
Dartry Valley	BOP1	2,100.00	
Craighead	FBOP/FBOP1	2,200.00	
Dartry Valley	FBOP/FBOP1	2,200.00	
Ancoombra	FBOP/FBOP1	2,200.00	
Dartry Valley	FBOPF/FBOPF1	2,000.00	@
Dartry Valley	OP/OPA	1,400.00	
Randenigala Super	OP/OPA	1,400.00	
Hanthana Hills	OP/OPA	1,400.00	
Hayes	OP/OPA	1,380.00	@
Dartry Valley	OP/OPA	1,380.00	@
Harangalla	OP/OPA	1,380.00	
Meezan	OP/OPA	1,380.00	
Dartry Valley	OP1	1,800.00	@
Kenilworth	OP1	1,800.00	
Hayes	OP1	1,750.00	@
New Rothschild	OP1	1,750.00	@
Ancoombra	OP1	1,750.00	
Dartry Valley	PEK/PEK1	1,750.00	
WESTERN HIGH			
Great Western	BOP	1,420.00	
Bearwell	BOPSp	1,400.00	
Wattegodde	BOPF/BOPFSp	1,440.00	
Venture	BOP1	1,800.00	
Bambrakelly	FBOP/FBOP1	1,750.00	
Frotoft Super	FBOP/FBOP1	1,700.00	@
Queensberry	FBOP/FBOP1	1,700.00	
Torrington	FBOP/FBOP1	1,700.00	
Glenloch	FBOPF/FBOPF1	1,750.00	
Frotoft Super	FBOPF/FBOPF1	1,700.00	@
Bambrakelly	OP/OPA	1,380.00	
Venture	OP1	1,750.00	
Frotoft Super	OP1	1,550.00	@
Frotoft Super	PEK/PEK1	1,600.00	@
NUWARA ELIYA			
Lovers Leap	BOP	1,360.00	
Kenmare	BOPSp	1,100.00	
Mahagastotte	BOPF/BOPFSp	1,360.00	
Lovers Leap	BOPF/BOPFSp	1,360.00	
Lovers Leap	FBOP/FBOP1	1,650.00	
Court Lodge	OP/OPA	850.00	
Court Lodge	PEK/PEK1	1,300.00	
UDA PUSSELLAWAS			
Alma	BOP	1,650.00	@
Kirklees	BOPSp	1,160.00	
Luckyland	BOPF/BOPFSp	1,200.00	
Alma	BOP1	1,950.00	@
Alma	FBOP/FBOP1	1,950.00	@
Alma	FBOPF/FBOPF1	1,700.00	@
Blairlmond	FBOPF/FBOPF1	1,700.00	
Alma	OP	1,420.00	@
UDA PUSSELLAWAS (CONTD)			
Alma	OPA	1,200.00	@
Blairlmond	OPA	1,200.00	
Alma	OP1	1,650.00	@
Alma	PEK	1,700.00	@
Alma	PEK1	1,650.00	@
UVA MEDIUM			
Shawlands	BOP	1,700.00	
Halpewatte Uva	BOP	1,700.00	
Aruna Keppetipola	BOP	1,700.00	
Demodera 'S'	BOPSp	1,700.00	
Dickwella	BOPF/BOPFSp	1,700.00	
Demodera 'S'	BOP1	2,000.00	
Ambrosia Uva	FBOP/FBOP1	1,850.00	
Misty-Uva	FBOP/FBOP1	1,850.00	
Sarnia Plaiderie	FBOP/FBOP1	1,850.00	
Sarnia Plaiderie	FBOPF/FBOPF1	1,750.00	
Misty-Uva	FBOPF/FBOPF1	1,750.00	
Demodera 'S'	FBOPF/FBOPF1	1,750.00	
Tiniyoa	FBOPF/FBOPF1	1,750.00	
Aruna Keppetipola	FBOPF/FBOPF1	1,750.00	
Aruna Passara	OP/OPA	1,440.00	
Telbedde	OP1	2,000.00	
Dickwella	PEK/PEK1	1,700.00	
UVA HIGH			
Glenanore	BOP	1,600.00	
Gonamotawa	BOPSp	1,700.00	
Spring Valley	BOPF/BOPFSp	1,600.00	
Craig	BOP1	1,950.00	
Gonamotawa	FBOP/FBOP1	2,000.00	
Ranaya	FBOPF/FBOPF1	1,750.00	@
Gonamotawa	FBOPF/FBOPF1	1,750.00	
Glenanore	FBOPF/FBOPF1	1,750.00	
Spring Valley	FBOPF/FBOPF1	1,750.00	
Mahadawa	OP/OPA	1,400.00	
Mount Uva	OP/OPA	1,380.00	@
Gonamotawa	OP1	1,850.00	
Craig	PEK/PEK1	1,550.00	
Battawatte	PEK/PEK1	1,550.00	
UNORTHODOX HIGH			
Dunsinane CTC	PF1	1,340.00	
Ulgedara CTC	PF1	1,320.00	@
Dunsinane CTC	BP1	1,160.00	
Ulgedara CTC	BP1	1,000.00	@
Ulgedara CTC	BPS	1,120.00	@
UNORTHODOX MEDIUM			
New Peacock CTC	PF1	1,320.00	
Delta CTC	BP1	1,140.00	
UNORTHODOX LOW			
Hingalgoda CTC	PF1	1,380.00	
Cecilayan CTC	BP1	1,380.00	
Ross Feld CTC	BPS	800.00	

DENOTES - CEYLON TEA BROKERS PLC [@] / ALL TIME RECORD PRICE [**] / EQUAL ALL TIME [*]
 CEYLON TEA BROKERS PLC - 20 OF 20TH / 21ST MAY 2024

Future Sales Information (Sale No.21 of 28th / 29th May 2024)

	SALE OF 28TH/ 29TH MAY 2024		SALE OF 03RD/ 04TH JUNE 2024	
	LOTS	QTY(KGS)	LOTS	QTY(KGS)
Ex-estate	788	824,216	833	882,800
High And Medium	1,751	845,438	1,837	887,766
Low Grown (Leafy)	2,263	962,232	2,307	1,039,170
Low Grown (Semi Leafy)	1,439	625,251	1,534	667,991
Low Grown (Tippy)	2,035	1,014,439	2,097	1,058,752
Off Grades+BOP1A	2,130	1,071,037	2,288	1,141,952
Dusts	494	443,362	521	483,620
Premium Flowery	359	58,983	343	57,998
Total	11,259	5,844,958	11,760	6,220,049
MAIN SALE & EX ESTATE CLOSED ON	09TH MAY 2024		16TH MAY 2024	

Awaiting Sale – Catalogue Details

SALE NO. 23 – 11TH / 12TH JUNE 2024

Ex-Estate catalogue and Main Sale catalogues are scheduled to be closed on the 22nd May 2024.

SALE NO. 24 – 18TH / 19TH JUNE 2024

Ex-Estate catalogue and Main Sale catalogues are scheduled to be closed on the 31st May 2024.

SALE NO. 25 – 25TH / 26TH JUNE 2024

Ex-Estate catalogue and Main Sale catalogues are scheduled to be closed on the 06th June 2024.

CTTA Circular No.23 of 2024 (Dated May 20, 2024)

Tea Sale Arrangements - Sale No.21 and 22 of 2024 Sale No 21

*Sale No 21 will be held on Tuesday, 28th and Wednesday 29th May 2024, as originally planned. All catalogues shall be sold digitally. **Sale No 22***

Sale No 22 originally planned for Tuesday 4th and Wednesday 5th June 2024 will now be held on Monday 3rd and Tuesday 4th June 2024. All catalogues will be sold digitally, excluding the Ex-Estate catalogue. The Ex-Estate catalogue will be sold physically [as a physical auction] on Wednesday 5th June 2024, at the 2nd floor auditorium of the Ceylon Chamber of Commerce, commencing 9.00 am.

From Sale No 23 scheduled for Tuesday 11th and Wednesday 12th June 2024, Tea Auctions [all catalogues] shall be held based on the Second Quarter Tea Sale Arrangements of 2024, digitally.

Elevation Wise – Statistics – Colombo Auction Averages

Elevation	LAST WEEK	WEEK BEFORE LAST	LAST YEAR	YEAR BEFORE
	(RS)	(RS)	(RS)	(RS)
	Sale- 14.05.2024	Sale- 07.05.2024	Corres 2023	Corres 2022
Uva High	1134.05	1135.86	929.84	1018.50
Western High	1227.46	1212.52	994.93	1050.85
CTC High	1151.52	1127.45	896.14	926.57
Total High Grown	1186.43	1181.48	971.43	1039.58
Uva Medium	1156.59	1166.32	953.67	1171.83
Western Medium	1061.16	1031.17	914.58	1037.15
CTC Medium	983.18	972.46	834.83	816.97
Total Medium Grown	1100.86	1084.74	928.25	1077.88
Orthodox Low	1450.25	1379.69	1160.13	1535.44
CTC Low	1049.94	994.37	910.62	1040.49
Total Low Grown	1427.72	1350.83	1146.25	1506.04
TOTAL	1319.04	1261.40	1067.57	1328.42

Elevation	LAST WEEK	WEEK BEFORE LAST	LAST YEAR	YEAR BEFORE
	(\$)	(\$)	(\$)	(\$)
	Sale- 14.05.2024	Sale- 07.05.2024	Corres 2023	Corres 2022
Uva High	3.78	3.81	2.97	2.83
Western High	4.09	4.07	3.18	2.92
CTC High	3.84	3.79	2.86	2.58
Total High Grown	3.96	3.97	3.10	2.89
Uva Medium	3.86	3.92	3.04	3.26
Western Medium	3.54	3.46	2.92	2.88
CTC Medium	3.28	3.27	2.67	2.27
Total Medium Grown	3.67	3.64	2.96	3.00
Orthodox Low	4.84	4.63	3.70	4.27
CTC Low	3.50	3.34	2.91	2.89
Total Low Grown	4.76	4.54	3.66	4.19
Weekly Total (USD)	4.40	4.24	3.41	3.69
Exchange Rate (LKR)	299.90	297.75	313.25	359.75

Elevation	TODATE	TODATE	TODATE	TODATE	TODATE	TODATE
	2022	2023	2024	2022	2023	2024
	(RS)	(RS)	(RS)	(\$)	(\$)	(\$)
Uva High	881.24	1155.49	1119.42	3.28	3.41	3.63
Western High	876.23	1357.24	1203.22	3.26	4.01	3.91
CTC High	739.49	1187.05	1131.31	2.75	3.50	3.67
Total High Grown	877.74	1299.19	1178.13	3.27	3.83	3.82
Uva Medium	927.82	1144.08	1159.60	3.45	3.38	3.76
Western Medium	789.04	1125.91	1097.83	2.94	3.32	3.56
CTC Medium	652.03	1081.36	971.44	2.43	3.19	3.15
Total Medium Grown	831.83	1131.57	1117.47	3.10	3.34	3.63
Orthodox Low	1069.44	1414.37	1405.71	3.98	4.17	4.56
CTC Low	684.18	1013.37	1036.65	2.55	2.99	3.37
Total Low Grown	1041.77	1391.95	1380.11	3.88	4.11	4.48
TOTAL	972.19	1331.78	1292.78	3.62	3.93	4.20
Cumulative Sale Averages – 1 USD = Rs. (Monthly Weighted Average)				268.55	338.88	308.04

World Tea Production (In Million Kilos)

Country	Month	Month		To-date		Diff (+/-)
		2023	2024	2023	2024	2023 vs 2024
Sri Lanka	Apr	25.2	21.5	84.7	79.7	-5.0
Bangladesh	Mar	2.0	1.5	2.5	1.7	-0.8
North India	Mar	65.8	45.9	69.0	47.6	-21.4
South India	Mar	13.8	16.5	40.8	48.5	7.7
Kenya	Feb	32.7	55.4	87.6	114.4	26.8
Malawi	Feb	6.2	6.2	12.6	13.5	0.9

Tea Production Statistics - April 2024

CEYLON TEA BROKERS PLC

Level 7, Millenium House, No.46/58, Nawam Mawatha, Colombo 2.
Tel:011-4607777 Fax: 011-4607788
Email: general@ceylontebrokers.com; Web: www.ceylontebrokers.com



TEA PRODUCTION STATISTICS - APRIL 2024

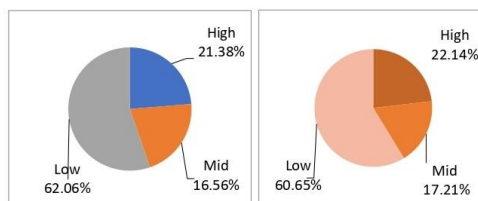
We give below production figures for the month of April 2024, together with the corresponding figures of 2023 (Kgs)

	2024		2023		DIFFERENT FROM LAST YEAR +/-	
	APRIL	TODATE	APRIL	TODATE	MONTH	CUMULATIVE
ORTHODOX						
High Grown	4,035,630.00	15,488,169.00	5,675,995.00	17,164,143.00	-1,640,365.00	-1,675,974.00
Medium Grown	3,035,857.00	11,371,241.00	3,616,686.00	10,965,677.00	-580,829.00	405,564.00
Low Grown	12,498,798.00	45,004,272.00	13,395,841.00	48,302,388.00	-897,043.00	-3,298,116.00
Total	19,570,285.00	71,863,682.00	22,688,522.00	76,432,208.00	-3,118,237.00	-4,568,526.00
CTC						
High Grown	474,782.00	1,806,613.00	625,034.00	1,718,988.00	-150,252.00	87,625.00
Medium Grown	447,412.00	2,051,331.00	804,945.00	2,385,626.00	-357,533.00	-334,295.00
Low Grown	820,984.00	3,350,667.00	894,612.00	3,390,381.00	-73,628.00	-39,174.00
Total	1,743,178.00	7,208,611.00	2,324,591.00	7,494,995.00	-581,413.00	-286,384.00
TOTAL BLACK TEA PRODUCTION						
High Grown	4,510,412.00	17,294,782.00	6,301,029.00	18,883,131.00	-1,790,617.00	-1,588,349.00
Medium Grown	3,483,269.00	13,422,572.00	4,421,631.00	13,351,303.00	-938,362.00	71,269.00
Low Grown	13,319,782.00	48,354,939.00	14,290,453.00	51,692,769.00	-970,671.00	-3,337,830.00
Total	21,313,463.00	79,072,293.00	25,013,113.00	83,927,203.00	-3,699,650.00	-4,854,910.00
GREEN TEA						
High Grown	78,371.00	361,504.00	128,643.00	436,267.00	-50,272.00	-74,763.00
Medium Grown	71,992.00	297,265.00	95,858.00	386,685.00	-23,866.00	-89,420.00
Low Grown	782.00	2,377.00	193.00	2,022.00	589.00	355.00
Total	151,145.00	661,146.00	224,694.00	824,974.00	-73,549.00	-163,828.00
TOTAL TEA PRODUCTION						
High Grown	4,588,783.00	17,656,286.00	6,429,672.00	19,319,398.00	-1,840,889.00	-1,663,112.00
Medium Grown	3,555,261.00	13,719,837.00	4,517,489.00	13,737,988.00	-962,228.00	-18,151.00
Low Grown	13,320,564.00	48,357,316.00	14,290,646.00	51,694,791.00	-970,082.00	-3,337,475.00
Total	21,464,608.00	79,733,439.00	25,237,807.00	84,752,177.00	-3,773,199.00	-5,018,738.00

ANALYSIS OF TEA PRODUCTION %

	Month	Cumulative
High Grown	21.38	22.14
Medium Grown	16.56	17.21
Low Grown	62.06	60.65
Total	100.00	100.00

MONTH ELEVATION BREAKDOWN CUMULATIVE



CTC PRODUCTION AS A PERCENTAGE OF BLACK TEA PRODUCTION

Month	8.2
Cumulative	9.1

CEYLON TEA BROKERS PLC



Sri Lanka Tea Production for the month of April 2024 amounted to 21.46 Mn/Kg, vis-à-vis 25.24 Mn/Kg in 2023. (-3.77 Mn/Kg). Cumulative crop to end April 2024 was 79.73 Mn/Kg, compared with 84.75 Mn/Kg in 2023. (-5.02 Mn/Kg) Elevation-wise analysis reveals that in April 2024, all three elevations experienced a decline. High Grows decreased by -1.66 Mn/Kgs, whilst Medium

and Low Grows dropped by -0.02 Mn/Kgs and -3.34 Mn/Kgs respectively, compared to the same period in 2023. CTC's recorded 1.74 Mn/Kg for the month of April 2024 compared to 2.32 Mn/Kg the previous year, which recorded a drop of -0.29 Mn/Kg.

Other Markets



Jakarta Auction of 16th May 2024

CTC LEAF

DEMAND: Good demand at erratic price levels among the categories.

MARKET: The total CTC leaf teas sold this week was 98.26% (791,471.97kgs) of the total offering of 805,491.27 kgs.

LARGER BROKEN: Few invoices in the best category were only on offer and sold at firm to dearer prices, only a couple of invoices in the good category teas were on offer and sold dearer substantially. Better medium teas increased by Rs. 3 to 7, medium & plainer teas sold firm to dearer.

MEDIUM BROKEN: Limited lines of best teas on offer sold at irregularly dearer prices. Good category teas at the lower end sold dearer by Rs. 3 whilst the top end declined substantially. Better medium teas fetched Rs. 2 to 3 dearer, whilst medium teas sold dearer by Rs. 2 to 3, plainer teas sold firm to dearer.

SMALLER BROKEN: Best teas fetched irregularly lower prices. Good teas at the lower end sold dearer by up to Rs. 9 whilst the top end saw an increase in prices by Rs. up to Rs. 4. Better medium at the low end increased in price by Rs. 2 whilst the top end saw a price increase up to Rs. 8. Medium & Plainer teas sold dearer between Rs. 1 to 3.

FANNING: Limited lots of fanning were on offer in the best category which sold at irregularly easier prices. Good teas at the lower end saw price increment up to Rs. 8 whilst the top end settled easier by Rs. 9. Better medium sold Rs. 3 to 5 or higher and medium fetched dearer by Rs. 5 with larger weight of top end medium teas fetching prices at par with the better medium teas. Plainer teas sold Rs. 1 to 2 dearer. The Major blenders absorption was at 38.72% of the total CTC leaf sold.

ORTHODOX LEAF

DEMAND: Good demand.

MARKET: The high grown whole leaf grades sold at irregularly dearer prices on quality. The high grown broken sold at irregular prices on quality. Fanning sold fully firm. Other whole leaf & broken sold irregularly easier on quality, fanning sold at firm to dearer.

CTC DUST

DEMAND: Good improved demand.

MARKET: CTC dust offer this week was at 236,630.70kgs of which 229,088.12kgs were sold (96.81%).

PD:- Limited volume of best teas sold irregularly and easier. Good teas fetched dearer prices at the lower end by Rs. 7 or more on competition whilst the top end settled easier by Rs. 10. Better medium & medium teas sold at substantially dearer prices with plainer teas settling at Rs. 2 to 3 dearer. The top end of medium & the lower end of the better medium had no disparity on the prices.

RD: Best category sold irregularly easier. Good, better medium & medium RD's sold substantially dearer with once again there being no disparity on prices amongst the better medium and medium teas. Plainer teas settled at firm to dearer levels.

ORTHODOX DUST

DEMAND: Good demand.

MARKET: High grown primary dust continues to sell at irregular prices. Secondary teas sold barely steady to easier. Other category primary dust firm. Secondary grades sold at barely steady levels.

(Courtesy - J.Thomas & Co. Pvt. Ltd)

Bangladesh Auction of 20th May 2024

CTC LEAF : 20,823 packages of teas on offer met with a fairly good demand. BROKENS: Good Brokens met with a fairly good demand but eased slightly in line with quality. Medium varieties were also a fairly good market whilst the plainer types eased further but withdrawals were a little less. BLFs met with a fair demand at around last levels with some withdrawals. FANNINGS: Good Fannings sold well and were about steady. Mediums were also a fairly good market and sold at around last levels easing slightly. BLFs met with a fair demand at around last levels with some withdrawals. DUST: 6,142 packages of teas on offer met with an improved demand. Good liquoring Dusts sold well at around last levels. Medium Dusts sold at firm to dearer rates closely following quality. Plain/BLF Dusts met with a better demand compared to last with a few withdrawals. Blenders lent good support with fair interest from the Loose tea buyers. COMMENTS: Despite a further decline in quality, market witnessed a little more demand

particularly for the cleaner varieties. Blenders were more active with selective interest from the Loose Tea buyers. Dusts sold well.

(Courtesy - National Brokers Limited)

Kolkata Auction of 21st May 2024

Good demand. Best Assams are around last. Remainder are selling at irregular levels. Dooars are selling at steady levels. Operating, HUL - Operating Exporters - Operating. Internal / Local - Operating Based on PAR/GPT/ATB Catalogue.

(Courtesy - Associated Brokers Pvt Ltd)

Mombasa /MalawiGuwahati Auction

Due to the advancement of Tea Auctions in Colombo this week, reports of the above Auction Centers were not available at the time of printing this publication.



CEYLON TEA BROKERS PLC