



**WEEKLY TEA  
MARKET  
SNAPSHOT**

  
**Ceylon Tea Brokers**

**SALE NO.18  
07TH & 08TH  
MAY 2024**

## This week's Tea News

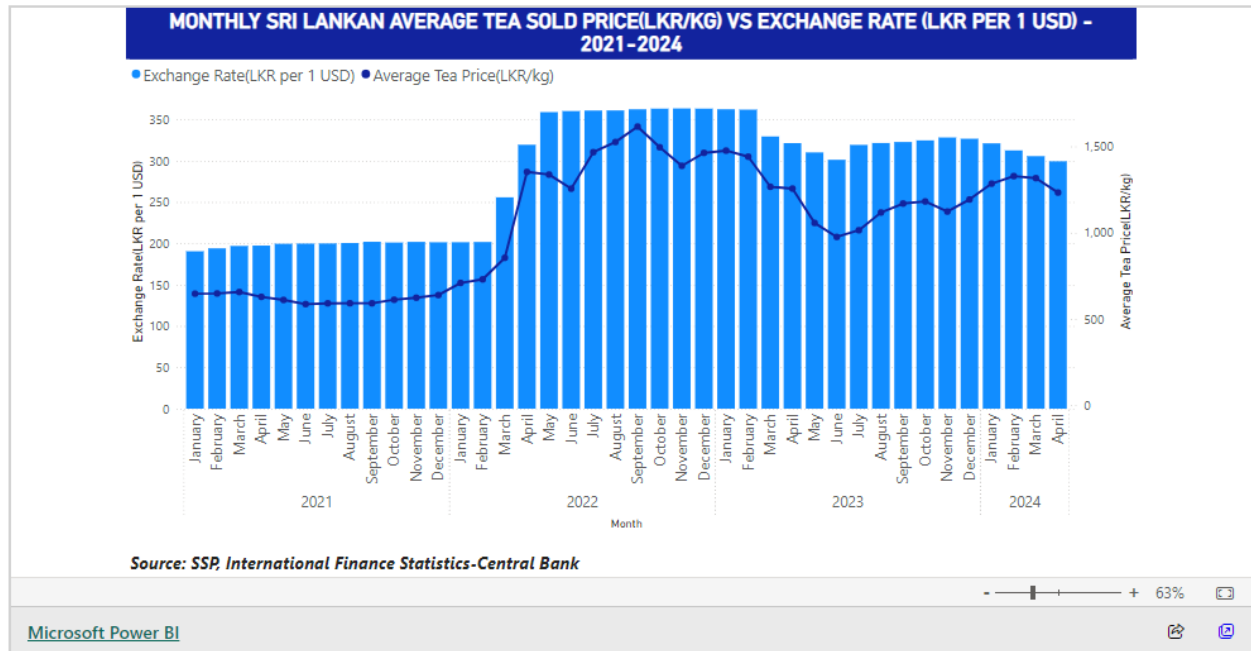
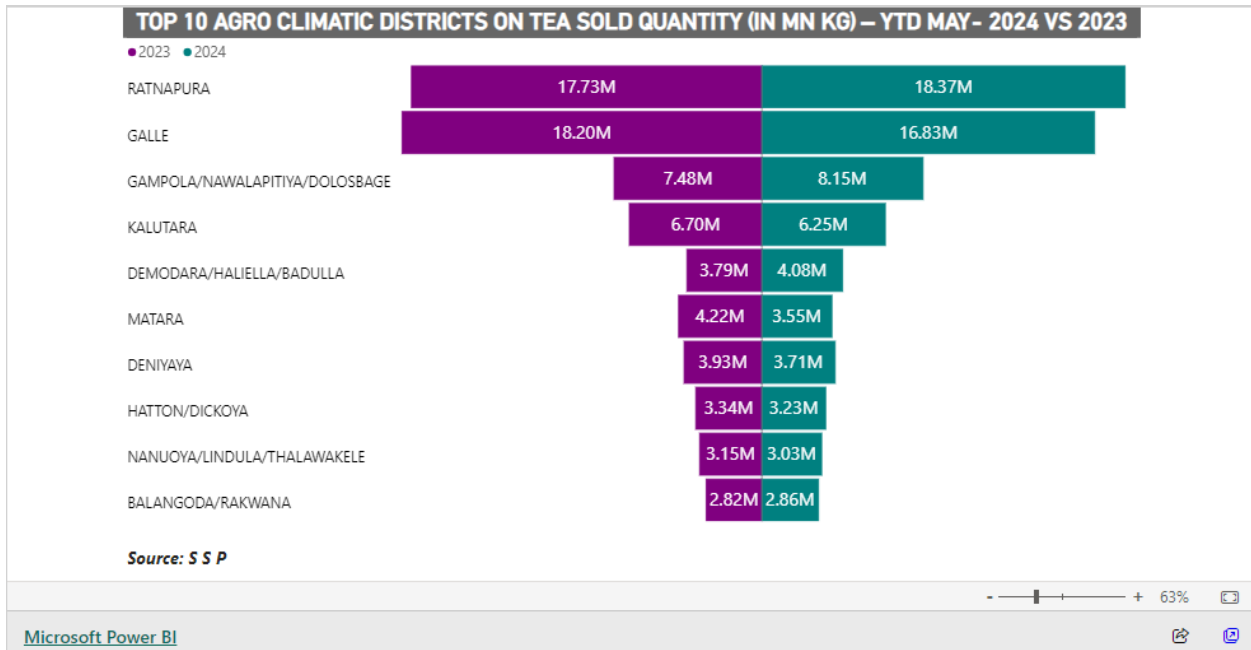


1 - [Tea Tourism Booms in India's Hill Stations: Agoda Data Reveals Surging Interest Ahead of International Tea Day](#)

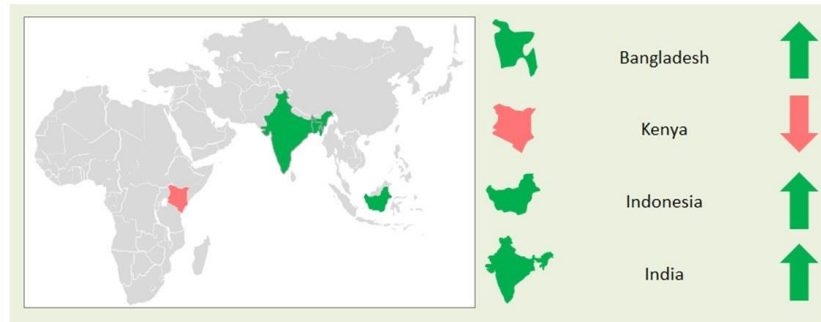


2 - *Unveiling the True Pioneers of Tea in Sri Lanka: The Rothschild Brothers*

# Tea Statistics



## Market movement at International Auction Centers this week



## Currency - As of 08th May 2024



	United States Dollars (USD)		European Community Euro (EUR)		United Kingdom pounds (GBP)	
	2024	Corresponding 2023	2024	Corresponding 2023	2024	Corresponding 2023
Sri Lankan Rupee	294.38	312.20	314.52	343.56	366.23	393.88

(Courtesy - Central Bank of Sri Lanka)

Indian Rupee	83.48	81.72	89.85	90.04	104.64	103.21
Kenyan Shilling	132.69	135.65	142.82	149.46	166.33	171.32
Bangladesh Taka	108.54	105.30	116.82	116.02	136.06	133.00
Indonesian Rupiah	16,053.90	14,662.50	17,279.30	16,154.70	20,124.40	18,518.30
Malawi Kwacha	1,719.49	1,010.54	1,850.75	1,113.38	2,155.49	1,276.28
Vietnam Dong	25,398.80	23,442.00	27,337.60	25,827.80	31,838.80	29,606.60

(Courtesy - Oanda Corporation)

### SRI LANKA RUPEE AGAINST US DOLLAR TIME PERIOD 02/05/2024 TO 08/05/2024 (SPOT / BUYING RATE)

02/05/2024	292.69	03/05/2024	292.13	06/05/2024	292.08
07/05/2024	293.85	08/05/2024	294.38		



**CURRENCY**  
As of 08th May 2024  
**LKR/USD 294.38**



**CRUDE OIL**  
As of 08th May 2024  
**USD 82.88**

## Elevation Average (April - 04th Sale)

---

### **HIGH**

*Rs.1,184.22    USD 3.95*

### **MEDIUM**

*Rs.1,074.75    USD 3.59*

### **LOW**

*Rs.1,311.73    USD 4.38*

### **TOTAL**

*Rs.1,233.10    USD 4.12*

---



## Quantity Sold during the period 29th April - 04th May 2024

	2024		2023	
	WEEKLY	TODATE	WEEKLY	TODATE
Private Sales	100,882.50	1,992,324.40	86,902.50	1,705,727.41
Public Auction	4,653,577.00	78,233,911.50	4,962,283.00	77,053,387.50
Forward Contracts	10,075.00	514,200.00	35,000.00	1,072,088.00
Direct Sales	-	-	-	-
Total	4,764,534.50	80,740,435.90	5,084,185.50	79,831,202.91
BMF Excluded From Private Sale	109,052.00	875,413.00	7,200.00	763,521.00

## Tea Tech Tips




---

*Replace worn Roller Tables and Battens to improve twist and style of leafy grades.*

---

## Crop & Weather (For the period 30th April - 06th May 2024)



---

*The Western planting districts experienced bright conditions whilst the Nuwara Eliya's reported sunny mornings followed by scattered evening showers. The Department of Meteorology forecasts misty mornings followed by rain in the evenings in both regions. The Uva/Udapussellawa's reported sunny weather. Evening showers are to be expected in Uva. The Low Grown's experienced sunny mornings followed by scattered evening showers. Misty mornings and heavy showers are to be expected in the Low grown district. The Uva and Low grown districts recorded an increase in their crop intake whilst the Nuwara Eliya, Western and Udapussellawa's maintained.*

---

# Weather Forecast (For the period 09th - 15th May 2024)

	Thu(09/05)	Fri(10/05)	Sat(11/05)	Sun(12/05)	Mon(13/05)	Tue(14/05)	Wed(15/05)
<b>GALLE</b>	32°/28°C 	32°/27°C 	32°/27°C 	32°/28°C 	33°/26°C 	31°/26°C 	31°/26°C 
<b>MATARA</b>	33°/26°C 	32°/26°C 	32°/26°C 	33°/26°C 	32°/25°C 	31°/27°C 	32°/26°C 
<b>RATNAPURA</b>	33°/24°C 	33°/24°C 	33°/25°C 	32°/24°C 	34°/25°C 	32°/26°C 	32°/25°C 
<b>HATTON/ TALAWAKELLE</b>	28°/19°C 	27°/20°C 	27°/20°C 	27°/20°C 	29°/19°C 	21°/21°C 	27°/20°C 

# This Week's Market Movement at Colombo Tea Auction





## Order of Sale this week

EX EST	H/M-OFF GR & DUST	LEAFY/ SEMI LEAFY/ TIPPY/PREM & BOP1A
FW	Asia Siyaka Commodities PLC	John Keells PLC
AS	Lanka Commodity Brokers	Lanka Commodity Brokers
MC	Mercantile Produce Brokers (Pvt) Ltd	Asia Siyaka Commodities PLC
BC	Forbes & Walker Tea Brokers (Pvt) Ltd	Bartleet Produce Marketing (Pvt) Ltd
LC	Eastern Brokers Ltd	Eastern Brokers Ltd
JK	John Keells PLC	<b>Ceylon Tea Brokers PLC</b>
<b>CTB</b>	<b>Ceylon Tea Brokers PLC</b>	Mercantile Produce Brokers (Pvt) Ltd
EB	Bartleet Produce Marketing (Pvt) Ltd	Forbes & Walker Tea Brokers (Pvt) Ltd

CATALOGUE	LOTS	QTY (KGS)
Ex-estate	721	742,031
High And Medium	1,732	802,844
Low Grown (Leafy)	1,744	653,993
Low Grown (Semi Leafy)	988	403,326
Low Grown (Tippy)	1,668	780,469
Off Grades + BOP1A	2,142	1,042,372
Dusts	517	437,925
Premium Flowery	320	48,889
<b>TOTAL</b>	<b>9,832</b>	<b>4,911,849</b>

**Demand:** Ex-Estate met with improved demand whilst good demand prevailed for Low Grows.

Sale	Ex-Estate		Low Grown (Leafy/Tippy)		Total	
	Qty	Demand	Qty	Demand	Qty	Demand
18	0.74 MKgs	Improved	2.07 Mkg	Good	4.9 MKgs	Good

WESTERN					LEAFY / SEMI LEAFY				
	SELECT BEST	BEST	BELOWBEST	PLAINER		SELECT BEST	BEST	BELOWBEST	OTHERS
BOP	↓ 50/-	↑ 20/-	↑ 40/-	↑ 30/-	OP1	↓ 100/-	↓ 50/-	↓ 50/-	↓ 30/-
BOPF	↓ 50/-	↑ 50/-	↑ 40/-	↑ 50/-	BOP1	↓ 40/-	↓ 40/-	↓ 40/-	↓ 40/-
					OP/OPA		Firm		
					PEK		↓ 10/-		
BOP		Unsold	↓ 40/-	Firm	PEK1		↓ 30/-		
BOPF		Firm	↑ 60/-	↑ 70/-					
					SMALL LEAF / TIPPY				
		HIGH	MEDIUM	LOW	FBOP	Firm	↑ 40/-	↑ 20/-	↑ 20/-
BP1		↓ 30/-	↓ 50/-	↓ 30/-	FBOP1	↑ 40/-	↑ 20/-	Firm	↓ 10/-
PF1		↑ 30/-	↑ 30/-	Firm	FBOPF1	↑ 50/-	↑ 50/-	↑ 50/-	↓ 10/-
HIGH & MEDIUM					PREMIUM FLOWERY				
						FBOPFEXSP		FBOPFSP	
BOP1	↑ 50/-	Firm	Firm	Firm	SELECT BEST	↑ 200-400/-	↑ 300-500/-		
OP1	Firm	Firm	Firm	Firm	BEST	↑ 100-200/-	↑ 200/-		
FBOP	↑ 50/-	↑ 100/-	↑ 100/-	↑ 50/-	BELOW BEST	↑ 100/-	↑ 100/-		
FBOPF1	↑ 50/-	↑ 50/-	Firm	↓ 20/-	OTHERS	↑ 100/-	↑ 100/-		
PEK	↓ 20/-	↓ 20/-	↓ 20/-	↓ 20/-					
PEK1	↓ 100/-	↓ 50/-	↓ 50/-	↓ 50/-					
OP/OPA	↓ 20/-	↓ Firm	Firm	↓ 20/-					



## High Grown Teas



### **BOP**

*Best Western's select high priced teas were irregularly easier. Others were firm to Rs.30/- per kg dearer. Below best gained by Rs.20-40/- per kg. Plain types too followed a similar trend. Nuwara Eliya's were mostly unsold. Uda Pussellawa's were barely steady. Uva's sold around last.*

## **BOPF**

*Best Western's high priced teas were often easier. Others were firm to Rs.50/- per kg dearer. Below best were firm to Rs.40/- per kg dearer. Plainer sorts appreciated further. Nuwara Eliya's were mostly unsold. Uda Pussellawa's gained by Rs.60/- per kg and more whilst Uva's appreciated further.*

---

<b>QUOTATIONS-HIGH GROWNS</b>	<b>BOP</b>		<b>BOPF</b>	
Best Westerns	1,260	1,460	1,360	1,500
Below Best Westerns	1,140	1,240	1,280	1,340
Plainer Westerns	1,020	1,100	1,220	1,260
Nuwara Eliyas	N/A		N/A	
Udapussellawas	960	1,180	1,000	1,240
Best Uvas	1,020	1,100	1,180	1,280
Other Uvas	N/A		N/A	
Good Mediums	1,350	1,850	1,000	1,320
Poor Mediums	800		960	980
<b>QUOTATIONS – UNORTHODOX</b>	<b>BP1</b>		<b>PF1</b>	
(CTC) CTC (High & Medium)	N/A		1,040	1,340
<b>CTC (Low)</b>	1,200	1,400	1,140	1,650

## Medium Grown Teas



---

**BOP1** - Select best moved up by Rs.50/- per kg, whilst all others maintained.

**OP1** - In general, maintained.

**OP/OPA** - Select best dropped by Rs.20/- per kg. Below best and best held firm. Others were lower by Rs.20/- per kg.

**PEK** - In general, lower by Rs.20/- per kg.

**PEK1** – Select best were lower by Rs.100/- per kg whilst all others dropped by Rs.50/- per kg.

**FBOP** – Select best were dearer by Rs.50/- per kg. Best and below best moved up by Rs.100/- per kg whilst others appreciated by Rs.50/- per kg.

**FBOPF1** – Select best and best gained by Rs.50/- per kg. Below best were firm. Others were lower by Rs.20/- per kg.

---

## CTC Teas



---

### **HIGH GROWN**

**BP1** – Lower by Rs.30/- per kg.

**PF1** – Appreciated by Rs.30/- per kg.

### **MEDIUM GROWN**

**BP1** – Lost by Rs.50/ per kg

**PF1** – Dearer by Rs.30/- per kg.



## **LOW GROWN**

**BP1** – Dropped by Rs.30/- per kg.

**PF1** – Maintained.

---

## **Low Grown Teas**



---

**BOP1** - All round firm.

**OP1** - Select best were firm to lower whilst best and below best were maintained. Poorer sorts were dearer.

**OP** - OP's in general dearer.

**OPA** - OPA's in general appreciated.



**PEKOE/PEKOE1** - PEK's in general were firm to dearer. Poorer sorts were easier. PEK1's were in general were firm to dearer.

**FBOP/FBOP1** - Select best were firm on last, whilst below best and others were firm to dearer.

**BOP** - Select best and best were firm to dearer whilst below best and others were firm.

**BOPF** - All-round firm.

**FBOPF/FBOPF1** - Select best FBOPF's were firm to dearer, whilst all others remained unchanged. Select best and best FBOPF1's were dearer whilst all others were lower.

---

QUOTATIONS	SELECT BEST	BEST	BELOW BEST	OTHER
BOP1	2,500-4,000	1,800-2,200	1,300-1,700	900-1,200
OP1	3,500-4,000	2,200-3,200	1,600-2,200	800-1,400
OP	1,650-2,000	1,450-1,600	1,200-1,450	900-1,100
OPA	1,650-2,050	1,300-1,550	1,200-1,300	800-1,100
PEKOE	1,350-2,300	1,200-1,320	1,100-1,150	850-1,100
PEKOE1	1,500-2,200	1,350-1,500	1,100-1,350	850-1,100
FBOP1	1,500-2,350	1,300-1,450	1,000-1,200	Below 900
FBOP	1,850-2,500	1,600-1,800	1,350-1,500	Below 1,100
BOP	1,750-2,150	1,500-1,700	1,300-1,450	Below 1,100
BOPF	1,000-1,950	850-950	750-820	Below 720
FBOPF1	1,750-1,950	1,500-1,700	1,200-1,400	Below 1,100
FBOPF	1,600-2,000	1,250-1,450	1,000-1,200	Below 900
FFSP/FFEXSP/FFEXSP1	4,500-7,800	2,800-3,800	1,500-2,600	Below 1,300

## Off Grades



---

**FGS/FGS1** - High grown were firm to Rs.20/- per kg lower. Medium and Low Grown followed a similar trend. CTC's eased by Rs.10-20/- per kg.

**BM** - Cleaner varieties eased by Rs.20-30/- per kg and more towards the closure. Below best and Bottom declined by Rs.10-20/- per kg.

**BP** - Clean varieties, maintained whilst below best and bottom were easier by Rs.30-40/- per kg.

**BOP1A** - Best were firm to easier by Rs.60-80/- per kg. Below Best too dropped by Rs.30-40/- per kg, whilst the poorer sorts declined by Rs.30-50/- per kg.

---

	HIGH		MEDIUM		LOW	
FNGS	690	1160	570	1020	630	940
P.FGS (CTC)	890	900	680	750	700	1,360
BP	520	1200	590	1200	590	1,550
BM	680	810	650	850	580	1,200
BOP1A	700	790	690	980	650	1,480

## DUST Grades




---

**DUST1** - Best and Below Best DUST1's were firm to irregularly dearer by Rs.30-50/- per kg. CTC's maintained. Best and Below Best Low Growns appreciated by Rs.20-40/- per kg.

**DUST** - Cleaner secondaries lost by Rs.20-40/- per kg. Low Growns maintained.

---

	HIGH		MEDIUM		LOW	
PRIMARY DUSTS	1,320	1,850	1,050	1,280	850	1,360
SECONDARY DUSTS	850	1,300	850	1,000	700	820
PDUST (CTC)	1,100	1,380	1,050	1,260	1,120	1,600



## Top Prices - Sale No.18 of 07th / 08th May 2024

TOP PRICES - SALE NO. 18 OF 07TH / 08TH MAY 2024				
<b>WESTERN MEDIUM</b>				
Harangalla	BOP	1,850.00		
Windsorforest	BOPSp	1,650.00		
Vellai Oya	BOPF/BOPFSP	1,320.00		
Kenilworth	BOP1	2,100.00		
Harangalla	FBOP/FBOP1	2,300.00		
Craighead	FBOPF/FBOPF1	1,900.00		
Harangalla	OP/OPA	1,400.00		
Harangalla	OP1	1,850.00		
Meezan	PEK/PEK1	1,750.00		
<b>New Rothschild</b>	<b>PEK/PEK1</b>	<b>1,700.00</b>	<b>@</b>	
<b>WESTERN HIGH</b>				
Ingestre	BOP	1,460.00		
Holyrood	BOPSp	1,500.00		
Robgill	BOPF/BOPFSP	1,500.00		
Torrington	BOP1	1,950.00		
Bambrakelly	FBOP/FBOP1	1,850.00		
<b>Frotoft Super</b>	<b>FBOP/FBOP1</b>	<b>1,700.00</b>	<b>@</b>	
Torrington	FBOP/FBOP1	1,700.00		
Inverness	FBOP/FBOP1	1,700.00		
Glenloch	FBOPF/FBOPF1	1,750.00		
Venture	OP/OPA	1,400.00		
<b>Frotoft Super</b>	<b>OP1</b>	<b>1,650.00</b>	<b>@</b>	
Queensberry	PEK/PEK1	1,600.00		
<b>NUWARA ELIYA</b>				
Court Lodge	BOP	1,120.00		
Kenmare	FBOP/FBOP1	1,360.00		
Court Lodge	OP/OPA	1,360.00		
Court Lodge	PEK/PEK1	1,300.00		
<b>UDA PUSSELLAWAS</b>				
<b>Alma</b>	<b>BOP</b>	<b>1,650.00</b>	<b>@</b>	
<b>Alma</b>	<b>BOPSp</b>	<b>1,420.00</b>	<b>@</b>	
Liddesdale	BOPF/BOPFSP	1,260.00		
Delmar	BOP1	1,750.00		
<b>Alma</b>	<b>FBOP</b>	<b>1,950.00</b>	<b>@</b>	
<b>Alma</b>	<b>FBOP1</b>	<b>1,700.00</b>	<b>@</b>	
<b>Alma</b>	<b>FBOPF/FBOPF1</b>	<b>1,800.00</b>	<b>@</b>	
<b>Alma</b>	<b>OP</b>	<b>1,440.00</b>	<b>@</b>	
<b>Alma</b>	<b>OPA</b>	<b>1,380.00</b>	<b>@</b>	
<b>Gonapitiya</b>	<b>OP1</b>	<b>1,160.00</b>	<b>@</b>	
Delmar	OP1	1,160.00		
<b>Alma</b>	<b>PEK/PEK1</b>	<b>1,750.00</b>	<b>@</b>	
<b>UVA MEDIUM</b>				
Demodera 'S'	BOP	1,750.00		
Sarnia Plaiderie	BOP	1,750.00		
Blossoms Uva Tea	BOPSp	1,650.00		
Dickwella	BOPF/BOPFSP	1,750.00		
Sarnia Plaiderie	BOP1	1,900.00		
Halpewatte Uva	FBOP/FBOP1	2,000.00		
Misty-Uva	FBOPF/FBOPF1	2,350.00		
Dickwella	OP/OPA	1,400.00		
Glen Alpin	OP/OPA	1,400.00		
High Spring	OP/OPA	1,400.00		
Glen Alpin	OP1	1,850.00		
Dickwella	PEK/PEK1	1,650.00		
Aruna Passara	PEK/PEK1	1,650.00		
High Spring	PEK/PEK1	1,650.00		
Aruna Keppetipola	PEK/PEK1	1,650.00		
<b>UVA HIGH</b>				
Glenanore	BOP	1,600.00		
Spring Valley	BOPSp	1,700.00		
<b>Ranaya</b>	<b>BOPSp</b>	<b>1,650.00</b>	<b>@</b>	
Battawatte	BOPF/BOPFSP	1,480.00		
Aislaby	BOP1	1,900.00		
Spring Valley	FBOP/FBOP1	2,000.00		
Glenanore	FBOPF/FBOPF1	1,850.00		
Glenanore	OP/OPA	1,400.00		
Uva Highlands	OP1	1,900.00		
Glenanore	PEK/PEK1	1,600.00		
Aislaby	PEK/PEK1	1,600.00		
Spring Valley	PEK/PEK1	1,600.00		
<b>UNORTHODOX HIGH</b>				
Dunsinane CTC	PF1	1,340.00		
Mount Vernon CTC	BP1	920.00		
Dunsinane CTC	BPS	1,200.00		
<b>UNORTHODOX MEDIUM</b>				
New Peacock CTC	PF1	1,300.00		
<b>Aultmore CTC</b>	<b>BP1</b>	<b>850.00</b>	<b>@</b>	
<b>UNORTHODOX LOW</b>				
Hingalgoda CTC	PF1	1,650.00		
Cecilyan CTC	BP1	1,400.00		

DENOTES – CEYLON TEA BROKERS PLC [@] / ALL TIME RECORD PRICE [\*\*] / EQUAL ALL TIME [\*]  
CEYLON TEA BROKERS PLC – 18 OF 07TH / 08TH MAY 2024





## Future Sales Information (Sale No.19 of 14th / 15th May 2024)

EX EST	H/M-OFF GR & DUST	LEAFY/ SEMI LEAFY/ TIPPY/PREM & BOP1A
AS	Lanka Commodity Brokers	Asia Siyaka Commodities PLC
MC	Mercantile Produce Brokers (Pvt) Ltd	Bartleet Produce Marketing (Pvt) Ltd
BC	Forbes & Walker Tea Brokers (Pvt) Ltd	Mercantile Produce Brokers (Pvt) Ltd
LC	Eastern Brokers Ltd	Forbes & Walker Tea Brokers (Pvt) Ltd
JK	John Keells PLC	John Keells PLC
CTB	<b>Ceylon Tea Brokers PLC</b>	Eastern Brokers Ltd
EB	Bartleet Produce Marketing (Pvt) Ltd	Lanka Commodity Brokers
FW	Asia Siyaka Commodities PLC	<b>Ceylon Tea Brokers PLC</b>

**Buyers Prompt: 21.05.2024**

**Sellers Prompt: 22.05.2024**

## Awaiting Sale – Catalogue Details

	SALE OF 14TH/ 15TH MAY 2024		SALE OF 20TH/ 21ST MAY 2024	
	LOTS	QTY(KGS)	LOTS	QTY(KGS)
Ex-estate	733	755,137	858	905,332
High And Medium	1,780	870,391	1,976	964,359
Low Grown (Leafy)	2,070	865,070	2,353	1,044,636
Low Grown (Semi Leafy)	1,341	591,660	1,521	693,341
Low Grown (Tippy)	1,987	1,005,372	2,183	1,122,771
Off Grades+BOP1A	2,018	997,156	2,358	1,216,795
Dusts	438	376,904	548	491,117
Premium Flowery	269	46,330	322	58,831
<b>Total</b>	<b>10,636</b>	<b>5,508,020</b>	<b>12,119</b>	<b>6,497,182</b>
MAIN SALE & EX ESTATE CLOSED ON	25TH APRIL 2024		03RD MAY 2024	

---

### SALE NO. 21 – 27TH / 28TH MAY 2024

*Ex-Estate catalogue and Main Sale catalogues are scheduled to be closed on the 09th May 2024.*

### SALE NO. 22 – 04TH / 05TH JUNE 2024

*Ex-Estate catalogue and Main Sale catalogues are scheduled to be closed on the 16th May 2024.*

### SALE NO. 23 – 11TH / 12TH JUNE 2024

Ex-Estate catalogue and Main Sale catalogues are scheduled to be closed on the 22nd May 2024.

---

## CTTA Circular No. 21 of 2024 (Dated May 06, 2024)

---

Please note that **Sale No 21** is scheduled for **Tuesday, 28th and Wednesday, 29th of May 2024** is rescheduled for **Monday 27th and Tuesday 28th of May 2024**. The Ex-Estate catalogue of **Sale No 21**, will not be sold on the digital platform and will be held on **Wednesday, 29th of May 2024** at the **Ceylon Chamber of Commerce commencing 9.00 am** [as a physical auction]. The aim of hosting a physical auction of the Ex-Estate catalogue is to foster a sense of camaraderie.

---

## Elevation Wise – Statistics – Colombo Auction Averages

Elevation	LAST WEEK	WEEK BEFORE LAST	LAST YEAR	YEAR BEFORE
	(RS)	(RS)	(RS)	(RS)
	Sale- 29.04.2024	Sale- 22.04.2024	Corres 2023	Corres 2022
Uva High	1100.13	1118.38	1046.11	1228.35
Western High	1179.41	1219.00	1165.85	1204.38
CTC High	1110.93	1177.06	1065.02	1109.56
Total High Grown	1147.51	1177.47	1126.98	1213.24
Uva Medium	1135.91	1132.14	1042.93	1388.36
Western Medium	1042.42	1033.34	986.11	1209.98
CTC Medium	954.60	1000.50	963.55	961.52
Total Medium Grown	1076.46	1070.97	1006.13	1275.32
Orthodox Low	1371.87	1334.70	1217.50	1659.36
CTC Low	1012.03	1007.35	976.62	1174.67
Total Low Grown	1344.35	1307.55	1203.73	1622.71
TOTAL	1249.42	1228.35	1155.90	1476.52

Elevation	LAST WEEK	WEEK BEFORE LAST	LAST YEAR	YEAR BEFORE
	(\$)	(\$)	(\$)	(\$)
	Sale- 29.04.2024	Sale- 22.04.2024	Corres 2023	Corres 2022
Uva High	3.71	3.70	3.25	3.59
Western High	3.98	4.04	3.63	3.52
CTC High	3.75	3.90	3.31	3.25
Total High Grown	3.87	3.90	3.51	3.55
Uva Medium	3.83	3.75	3.24	4.06
Western Medium	3.52	3.42	3.07	3.54
CTC Medium	3.22	3.31	3.00	2.81
Total Medium Grown	3.63	3.55	3.13	3.73
Orthodox Low	4.63	4.42	3.79	4.85
CTC Low	3.42	3.34	3.04	3.44
Total Low Grown	4.54	4.33	3.74	4.75
Weekly Total (USD)	4.22	4.07	3.60	4.32
Exchange Rate (LKR)	296.20	302.00	321.44	341.85

Elevation	TODATE	TODATE	TODATE	TODATE	TODATE	TODATE
	2022	2023	2024	2022	2023	2024
	(RS)	(RS)	(RS)	(\$)	(\$)	(\$)
Uva High	840.98	1191.95	1116.45	3.43	3.44	3.61
Western High	846.09	1399.92	1201.49	3.45	4.04	3.88
CTC High	710.64	1227.30	1130.10	2.90	3.54	3.65
Total High Grown	844.59	1342.05	1177.37	3.45	3.88	3.80
Uva Medium	879.83	1176.85	1159.36	3.59	3.40	3.75
Western Medium	751.56	1156.17	1103.53	3.07	3.34	3.57
CTC Medium	625.94	1115.11	970.91	2.56	3.22	3.14
Total Medium Grown	790.67	1162.45	1120.64	3.23	3.36	3.62
Orthodox Low	1004.42	1445.94	1404.18	4.10	4.18	4.54
CTC Low	643.02	1022.65	1038.46	2.63	2.95	3.36
Total Low Grown	978.08	1422.12	1378.59	3.99	4.11	4.46
TOTAL	919.13	1365.85	1292.85	3.75	3.94	4.18
Cumulative Sale Averages – 1 USD = Rs. (Monthly Weighted Average)				244.91	346.30	309.44

# World Tea Production (In Million Kilos)

Country	Month	Month		To-date		Diff (+/-)
		2023	2024	2023	2024	2023 vs 2024
Sri Lanka	Mar	22.3	19.6	59.5	58.2	-1.3
Bangladesh	Mar	2	1.5	2.5	1.7	-0.8
North India	Mar	65.8	45.9	69	47.6	-21.4
South India	Mar	13.8	16.5	40.8	48.5	7.7
Kenya	Feb	32.7	55.4	87.6	114.4	26.8
Malawi	Feb	6.2	6.2	12.6	13.5	0.9

# Other Markets



## Jakarta Auction of 02nd May 2024

---

### **CTC LEAF**

*DEMAND: Good demand on the range of teas on offer. MARKET: The total CTC leaf teas sold this week was 86.17% (832,227.03kgs) of the total offering of 965,769.01kgs. LARGER BROKEN: Very limited volume of best & good liquoring larger broken were on offer and sold steady at the bottom end, the top end select invoices fetched dearer prices on competition. Better medium larger broken saw a better enquiry and sold Rs. 2 to 4 dearer. Medium & plainer teas sold barely steady. MEDIUM BROKEN: Limited weight of best teas on offer sold at irregular prices, Good categories settled at firm prices except for few invoices which met with dearer prices on competition. Better medium lower end settled at steady prices, the top end sold dearer by up-to Rs. 5 especially on select blacker teas. However, the lower end had no disparity in prices with the medium teas. Medium category teas sold steady with few top end teas even fetching prices par with the better medium teas, Plainer teas sold barely steady. SMALLER BROKEN: Best teas fetched dearer prices at irregular levels following quality and competition. Good teas settled at barely steady to easier prices. Remainders settled at barely steady to easier prices, Browner sorts in this category faced withdrawals. FANNING : Very few lines of fanning were on offer in the best teas which sold at dearer prices. Good teas sold firm to dearer on quality. Better medium teas at the bottom end sold steady whilst the top end declined on quality. The Major blender's absorption was at 31.22% of the total CTC leaf sold.*

### **ORTHODOX LEAF**

*DEMAND: Good demand. MARKET: The high grown whole leaf grades sold at irregular prices on quality. The high grown broken sold firm to dearer. Fanning sold irregularly easier. Other whole leaf & broken sold firm to dearer on quality, fanning sold at barely steady prices.*

## **CTC DUST**

*DEMAND: Continued good demand. MARKET: CTC dust offer this week was at 274508.81Kgs of which 251363.43kgs were sold (91.57%). PD: Very modest volume of best & good liquoring PD,s sold firm to dearer on quality. Better medium & medium teas sold firm to dearer. Plainer teas in the lower end declined especially on the browner sorts whilst the remainders sold steady. RD: Very Best & Good category sold firm to dearer with select invoices fetching some handsome gains. Better medium and medium teas sold firm to dearer, especially in the top end blacker sorts, the lower end of the better medium and the top end of the medium teas did not have any disparity on prices. Plainer teas settled at barely steady levels.*

## **ORTHODOX DUST**

*DEMAND: - Good selective demand. MARKET: High grown primary dust continues to sell at irregular and dearer on competition. Secondary teas sold firm to dearer on select invoices. Other category primary dust sold firm. Secondary grades sold at barely steady levels. Few lots sold dearer on competition.*

**Courtesy - J.Thomas & Co. Pvt. Ltd.**

---

## **Bangladesh Auction of 06th May 2024**

---

**CTC LEAF :** 16,998 packages of tea on offer met with a fairly strong demand. **BROKENS:** Best Brokens met with a fairly strong market but were slightly easier over last. Others were also a good market but were easier particularly the lower varieties with quite fair withdrawals.. BLF teas met with more interest and realised prices between Tk.160/- to Tk.170/-.

**FANNINGS:** Best Fannings met with a fairly strong demand but prices were slightly easier than last. Good varieties followed a similar trend whilst all others met with a selective demand with a lot of withdrawals. BLF teas met with more interest and prices were generally Tk.160/- to Tk.170/-.



**DUST:** 4,376 packages of tea on offer met with a fairly good demand. Good liquoring Dusts sold well at slightly easier rates compared to last. Their Mediums sold firm to a little dearer on quality. Plain/BLF Dust met with less demand and saw heavy withdrawals. Blenders lent good support with fair interest from the Loose tea buyers.

**COMMENTS:** There was a noticeable decline in quality this week compared to last. Good varieties continued to attract good competition whilst all others met with a selective demand where withdrawals were quite heavy. Blenders were more active this week whilst Loose tea buyers were less forceful. CDs sold well at dearer rates. **(Courtesy - National Brokers Limited)**

---

## Malawi Auction of 08th May 2024

---

There was selective demand for the 7200 packages on offer at generally firm rates.

BP1 were neglected.

PF1 - Selected invoices were firm on last, balance were taken out with no bids.

PD were firm on last where sold.

D1 tended firm to 1USC easier n last.

PF1SC held firm where sold.

Secondary dusts were firm on last, respective fgs were neglected.

**Courtesy - Tea Brokers Central Africa Limited**

---

## Mombasa Auction of 06th / 07th May 2024

---

### **MARKETS**

*There was reduced general demand for the 275,543 packages (18,460,706.50 kilos) available with 50.06% remaining unsold .*

*Bazaar, Pakistan Packers and Afghanistan showed reduced support at lower rates while Egyptian Packers, Yemen and other Middle Eastern countries maintained interest but at lower levels.*

*UK were selective with some activity from Sudan. There was less enquiry from Kazakhstan and other CIS states with Southern Sudan less active. Russia and Iran were absent while Local Packers showed reduced interest.*

*Somalia maintained activity at the lower end of the market.*

### **LEAF GRADES (M2)**

*BP1: Best - Steady to USC34 below previous levels.*

*Brighter - Were firm at reserve price rates where sold.*

*Mediums - KTDA mediums were a weak feature with most of the teas neglected and only a few lines absorbed at reserve price while plantation mediums lost up to USC28.*

*Lower Medium - most teas were easier by up to USC34 with a number remaining unsold but a few select invoices advanced by up to USC22.*

*Plainer - Shed up to USC24.*

*PF1: Best - Firm to easier by up to USC34.*

*Brighter - Were steady to USC20 below previous levels.*

*Mediums - KTDA mediums were firm with only a few invoices appreciating by up to USC12. Plantation mediums shed up to USC22.*

*Lower Medium - Most teas were discounted by up to USC28 but a few invoices were firm to USC8 dearer with selected lines appreciating by USC20.*

*Plainer - Were steady to mainly easier by up to USC15.*

### **DUST GRADES (M1)**

#### **PDUST**

*Best - Were irregular varying between mostly easier by up to USC22 with some lines appreciating by up to USC11 and select invoices dearer by up to USC22.*

*Brighter - Steady to USC15 below previous levels.*

*Mediums - KTDA mediums were firm at reserve price while plantation mediums were steady to dearer by up to USC12.*

*Lower Medium - Ranged between USC16 dearer to easier by up to USC17.*

*Plainer - Saw some teas appreciate by up to USC16 while others shed up to USC5.*

#### **DUST1**

*Best - Most teas lost up to USC22 but a few lines were steady to USC4 dearer with select invoices gaining USC16.*

*Brighter - Irregular varying between firm to USC14 dearer to mainly easier by up to USC18.*

*Mediums - KTDA mediums were steady to USC9 below last rates with plantation mediums ranging between firm to USC16 dearer to easier by up to USC10.*

*Lower Medium - Steady to USC18 easier for most lines with a few teas dearer by up to USC12.*

*Plainer - Ranged between USC12 dearer to easier by USC7.*

### **SECONDARY GRADES (S1)**

*In the Secondary Catalogues, BPs eased while PFs were irregularly easier . Clean well sorted coloury Fannings were firm with similar DUSTs barely steady. Other Fannings were easier while DUSTs held value. BMFs were well absorbed at previous levels.*

***Courtesy - Africa Tea Brokers Limited***

---

## **Guwahati / Kolkata Auction**

---

*The above market report details were not available at the time of printing this publication.*

---



**CEYLON TEA BROKERS PLC**