



**WEEKLY TEA  
MARKET  
SNAPSHOT**

  
**Ceylon Tea Brokers**

**SALE NO.17  
29TH & 30TH  
APRIL 2024**

## This week's Tea News

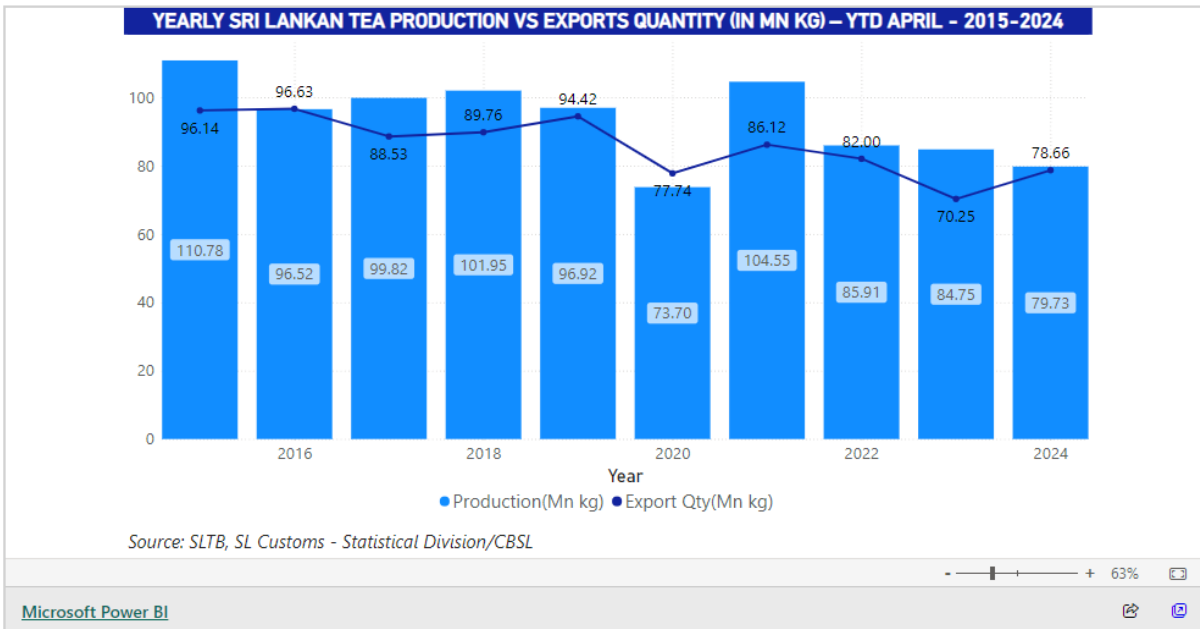
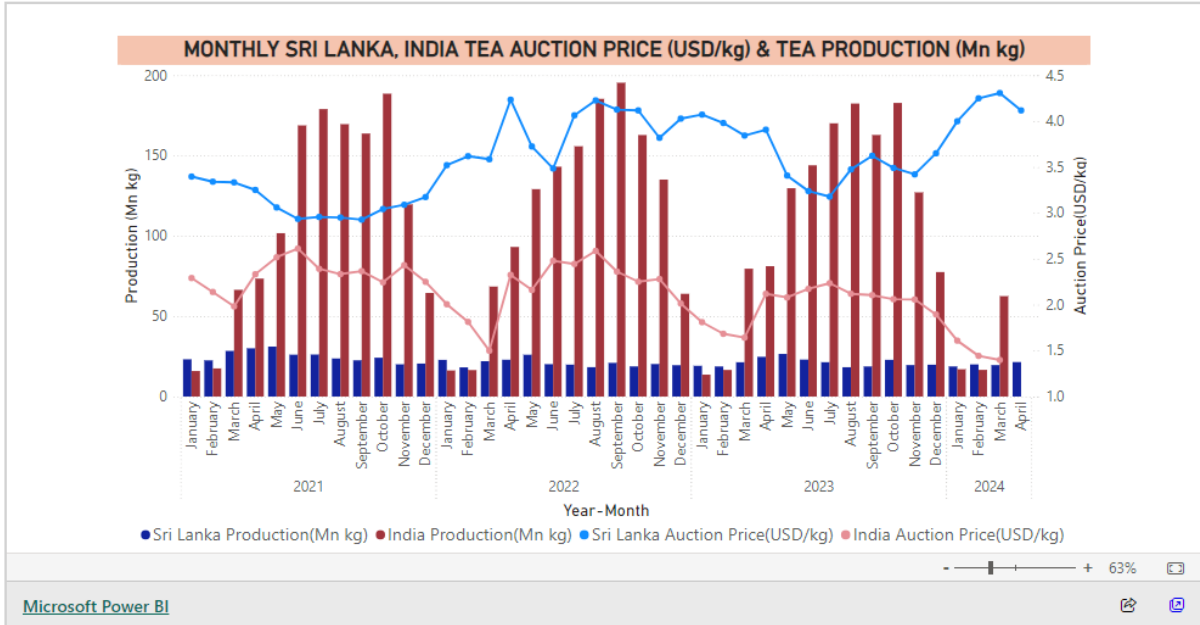


1 - [Sri Lanka's Ceylon tea exports increase in March](#)



2 - [Expert says we've been making tea wrong and it's not about milk](#)

# Tea Statistics



## Market movement at International Auction Centers this week



## Currency - As of 30th April 2024



	United States Dollars (USD)		European Community Euro (EUR)		United Kingdom pounds (GBP)	
	2024	Corresponding 2023	2024	Corresponding 2023	2024	Corresponding 2023
Sri Lankan Rupee	293.45	313.92	312.41	345.00	366.41	391.35

(Courtesy - Central Bank of Sri Lanka)

Indian Rupee	83.44	81.72	89.41	90.02	104.62	102.68
Kenyan Shilling	133.61	135.55	143.18	149.32	167.54	170.32
Bangladesh Taka	108.58	104.95	116.36	115.62	136.15	131.88
Indonesian Rupiah	16,228.30	14,663.50	17,390.90	16,153.00	20,349.40	18,425.30
Malawi Kwacha	1,720.47	1,014.50	1,843.74	1,117.55	2,157.38	1,274.75
Vietnam Dong	25,336.30	23,456.80	27,151.50	25,839.50	31,770.40	29,474.30

(Courtesy - Oanda Corporation)

### SRI LANKA RUPEE AGAINST US DOLLAR TIME PERIOD 25/04/2024 TO 30/04/2024 (SPOT / BUYING RATE)

<b>25/04/2024</b>	292.71	<b>26/04/2024</b>	291.88
<b>29/04/2024</b>	291.52	<b>30/04/2024</b>	293.45



**CURRENCY**  
As of 30th April 2024  
**LKR/USD 293.45**



**CRUDE OIL**  
As of 30th April 2024  
**USD 88.30**

## Elevation Average (April - 03rd Sale)

---

### **HIGH**

*Rs.1,196.39    USD 4.08*

### **MEDIUM**

*Rs.1,073.50    USD 3.66*

### **LOW**

*Rs.1,294.37    USD 4.41*

### **TOTAL**

*Rs.1,227.18    USD 4.18*

---



## Quantity Sold during the period 22nd - 27th April 2024

	2024		2023	
	WEEKLY	TODATE	WEEKLY	TODATE
Private Sales	106,849.00	1,891,441.90	90,951.50	1,618,824.91
Public Auction	4,128,204.00	73,580,334.50	4,648,804.00	72,091,104.50
Forward Contracts	39,600.00	504,125.00	45,600.00	1,037,088.00
Direct Sales	-	-	-	-
Total	4,274,653.00	75,975,901.40	4,785,355.50	74,747,017.41
BMF Excluded From Private Sale	42,730.00	766,361.00	51,120.00	756,321.00

## Tea Tech Tips




---

*Density of graded tea can be increased by winnowing.*

---

## Crop & Weather (For the period 23rd - 29th April 2024)



---

*The Western and Nuwara Eliya planting districts experienced sunny mornings throughout the week. The Department of Meteorology forecasts misty mornings in Nuwara Eliya and heavy showers in the Western region.*





























*The Uva/Udapussellawa's reported bright conditions.*

*The Low grown's experienced sunny mornings followed by rains in the evenings. Misty mornings and heavy showers are to be expected in the Low grown district.*

*All districts recorded an increase in their crop intakes.*

---

## Weather Forecast (For the period 02nd - 08th May 2024)

	Thu(02/05)	Fri(03/05)	Sat(04/05)	Sun(05/05)	Mon(06/05)	Tue(07/05)	Wed(08/05)
GALLE	33°/29°C 	33°/28°C 	33°/28°C 	33°/26°C 	32°/26°C 	32°/25°C 	32°/26°C 
MATARA	35°/26°C 	35°/26°C 	34°/26°C 	33°/26°C 	33°/26°C 	33°/26°C 	33°/26°C 
RATNAPURA	34°/24°C 	34°/24°C 	34°/25°C 	35°/25°C 	34°/24°C 	34°/24°C 	35°/24°C 
HATTON/ TALAWAKELLE	29°/17°C 	30°/19°C 	29°/20°C 	30°/19°C 	30°/19°C 	29°/18°C 	30°/19°C 

## Holiday Notice

---

### CEYLON TEA BROKERS PLC

Please note that our Head Office, Warehouse and Sample Room will be closed for business on the following day: **Wednesday, 01st May 2024 - May Day**

---

## This Week's Market Movement at Colombo Tea Auction



### Order of Sale this week

EX EST	H/M-OFF GR & DUST	LEAFY/ SEMI LEAFY/ TIPPY/PREM & BOP1A
EB	Bartleet Produce Marketing (Pvt) Ltd	Forbes & Walker Tea Brokers (Pvt) Ltd
FW	Asia Siyaka Commodities PLC	John Keells PLC
AS	Lanka Commodity Brokers	Lanka Commodity Brokers
MC	Mercantile Produce Brokers (Pvt) Ltd	Asia Siyaka Commodities PLC
BC	Forbes & Walker Tea Brokers (Pvt) Ltd	Bartleet Produce Marketing (Pvt) Ltd
LC	Eastern Brokers Ltd	Eastern Brokers Ltd
JK	John Keells PLC	<b>Ceylon Tea Brokers PLC</b>
<b>CTB</b>	<b>Ceylon Tea Brokers PLC</b>	Mercantile Produce Brokers (Pvt) Ltd

CATALOGUE	LOTS	QTY (KGS)
Ex-estate	756	733,004
High And Medium	1,833	826,846
Low Grown (Leafy)	1,902	701,998
Low Grown (Semi Leafy)	1,247	502,851
Low Grown (Tippy)	1,873	865,626
Off Grades + BOP1A	2,263	1,126,489
Dusts	534	455,902
Premium Flowery	341	48,905
<b>TOTAL</b>	<b>10,749</b>	<b>5,261,621</b>



**Demand:** Ex-Estate met with lower demand whilst good demand prevailed for Low Grown.


Sale	Ex-Estate		Low Grown (Leafy/Tippy)		Total	
	Qty	Demand	Qty	Demand	Qty	Demand
17	0.73 MKgs	Lower	2.07 MKgs	Good	5.2 MKgs	Good

WESTERN					LEAFY / SEMI LEAFY				
	SELECT BEST	BEST	BELOWBEST	PLAINER	SELECT BEST	BEST	BELOWBEST	OTHERS	
BOP	↓ 100/-	↓ 100/-	Irregular	↓ 40/-	↑ 100/-	↑ 80/-	↓ 60/-	Firm	
BOPF	↓ 100/-	↓ 80/-	↓ 40/-	↓ 40/-	↓ 60/-	↓ 60/-	↓ 60/-	↓ 60/-	
	NUWARA ELIYA		UDA PUSSELLAWA		UVA				
BOP	↓ 50/-	↓ 40/-	↓ 100/-			↑ 30/-			
BOPF	Firm	↓ 30/-	↓ 80/-			↑ 10/-			
						↑ 20/-			
	HIGH	MEDIUM	LOW		SMALL LEAF / TIPPY				
BP1	Irregular	Irregular	Firm	Firm	FBOP	Firm	↑ 20/-	↑ 20/-	Firm
PF1	↓ 50/-	↓ 40/-	Firm	Firm	FBOP1	↑ 20/-	Firm	↑ 20/-	Firm
					FBOPF1	↑ 50/-	Firm	Firm	Firm
HIGH & MEDIUM					PREMIUM FLOWERY				
	SELECT BEST	BEST	BELOWBEST	OTHERS	FBOPFEXSP		FBOPFSP		
BOP1	↑ 100/-	↑ 100/-	↑ 50/-	50/-	SELECT BEST	↑ 200-400/-	↑ 300-500/-		
OP1	↓ 50/-	Firm	Firm	Firm	BEST	↑ 100-200/-	↑ 200-400/-		
FBOP	↑ 100/-	↑ 150/-	↑ 150/-	↑ 50/-	BELOW BEST	↑ 50-100/-	↑ 100/-		
FBOPF1	↑ 50/-	↑ 50/-	Firm	Firm	OTHERS	↑ 100/-	↑ 100/-		
PEK	Firm	Firm	Firm	Firm					
PEK1	↓ 50/-	Firm	Firm	Firm					
OP/OPA	↓ 50/-	↓ 20/-	↓ 20/-	↓ 20/-					



## High Grown Teas



---

### **BOP**

*Best Western's declined by Rs.50-100/- per kg. Below best were irregular and barely steady. Plainer types eased by Rs.40/- per kg. Nuwara Eliya's were irregularly easier. Uda Pussellawa's lost by Rs.40/- per kg. Uva's declined by Rs.100/- per kg and more.*

### **BOPF**

*Best Western's selected high priced teas were sharply lower. Below best were firm to Rs.40/- per kg lower. Plainer sorts declined by Rs.40/- per kg and more. Nuwara Eliya's were firm. Uda Pussellawa's were eased by Rs.30/- per kg following quality. Uva's were Rs.70-80/- per kg lower.*

---

## Medium Grown Teas



---

**BOP1** - Select best and best moved up by Rs.100/- per kg, whilst all others were dearer by Rs.50/- per kg.

**OP1** - Select best were lower by Rs.50/- per kg whilst all others held firm.

**OP/OPA** - Select best dropped by Rs.50/- per kg. Below best and others were lower by Rs.20/- per kg.

**PEK** - In general, maintained.

**PEK1** – Select best were lower by Rs.50/- per kg whilst all others remained unchanged.

**FBOP** – Select best were dearer by Rs.100/- per kg. Best and below best moved up by Rs.150/- per kg whilst others appreciated by Rs.50/- per kg.

**FBOPF1** – Select best and best gained by Rs.50/- per kg whilst all others maintained.

---

## CTC Teas



---

### **HIGH GROWN**

**BP1** – Irregular.

**PF1** – Dropped by Rs.50/- per kg.

### **MEDIUM GROWN**

**BP1** – Irregular.

**PF1** – Easier by Rs.50/- per kg.

### **LOW GROWN**

**BP1** – Firm.



**PF1 – Maintained.**

---

QUOTATIONS-HIGH GROWNS	BOP		BOPF	
Best Westerns	1,280	1,650	1,360	1,600
Below Best Westerns	1,160	1,240	1,260	1,320
Plainer Westerns	1,020	1,100	1,160	1,240
Nuwara Eliyas	1,420	1,500	1,240	1,420
Udapussellawas	1,040	1,100	940	1,240
Best Uvas	1,140	1,160	1,200	1,280
Other Uvas	N/A		N/A	
Good Mediums	1,320	1,800	1,100	1,280
Poor Mediums	N/A		910	1,020
QUOTATIONS – UNORTHODOX	BP1		PF1	
(CTC) CTC (High & Medium)	1,200	1,220	1,080	1,320
CTC (Low)	1,300	1,360	960	1,600

## Low Grown Teas



---

**BOP1 - All round firm to dearer.**

**OP1 - Select best were firm to dearer whilst best and below best were firm to lower.**



**OP** - Select best held firm whilst best and below best were firm to dearer. Poorer sorts maintained.

**OPA** - Select best held firm whilst best and below best were firm to dearer. Poorer sorts maintained.

**PEKOE/PEKOE1** - PEK's in general firm whilst PEK1's were dearer.

**FBOP/FBOP1** - Select best were firm to slightly lower on last, whilst below best and others were firm to dearer.

**BOP** - Select best and best were firm to dearer whilst below best and others were barely steady.

**BOPF** - All-round firm.

**FBOPF/FBOPF1** - Select best FBOPF's were firm to dearer, whilst all others were lower. Select best and best FBOPF1's were dearer whilst all others were lower.

---

## Off Grades



---

**FGS/FGS1** - High grows were lower by Rs.20-40/- per kg. Medium and low grows declined by Rs.10 -20/- per kg. CTC's eased by Rs.20-30/- per kg.

**BM** - Cleaner varieties were firm to Rs.10-20/- per kg easier. Below best and Bottom eased by Rs.20-30/- per kg.

**BP** - In general, maintained.

**BOP1A** - Best were firm to easier by Rs.20-30/- per kg. Below Best held firm, whilst the poorer sorts appreciated by Rs.20-30/- per kg.

---

	HIGH		MEDIUM		LOW	
FNGS	660	1,240	670	1,040	630	890
P.FGS(CTC)	920	940	700	980	650	1,100
BP	640	1,300	670	1,020	560	1,550
BM	570	870	530	820	610	1,120
BOP1A	740	1,100	740	860	650	1,460

## DUST Grades



**DUST1** - Best and below best were firm on last. CTC's lost by Rs.20-30/- per kg. Best and below best low grows were lower by Rs.20-40/- per kg.

**DUST** - Cleaner secondaries and low grows declined by Rs.20-40/- per kg.

	HIGH		MEDIUM		LOW	
PRIMARY DUSTS	1,300	2,000	1,050	1260	800	900
SECONDARY DUSTS	850	1,250	850	1,000	700	750
PDUST (CTC)	1,100	1,280	1,060	1,220	1,120	1,600

# Top Prices - Sale No.17 of 29th / 30th April 2024

## TOP PRICES - SALE NO. 17 OF 29TH / 30TH APRIL 2024

### WESTERN MEDIUM

Harangalla	BOP	1,950.00
Hatale	BOPSp	1,700.00
Ancoombra	BOPF/BOPFSp	1,550.00
Ancoombra	BOP1	2,300.00
Harangalla	FBOP/FBOP1	2,200.00
Dartry Valley	FBOP/FBOP1	2,200.00
Harangalla	FBOPF/FBOPF1	1,950.00
Dartry Valley	FBOPF/FBOPF1	1,950.00
Galgewatta	OP/OPA	1,480.00
Craighead	OP1	1,700.00
Harangalla	OP1	1,700.00
Ancoombra	OP1	1,700.00
Craighead	PEK/PEK1	1,900.00
Uplands	PEK/PEK1	1,900.00

### WESTERN HIGH

Dessford	BOP	1,440.00
Queensberry	BOPSp	1,550.00
Alton	BOPF/BOPFSp	1,600.00
Venture	BOP1	1,600.00
St Andrews	FBOP/FBOP1	1,650.00
<b>Froft Super</b>	<b>FBOP/FBOP1</b>	<b>1,600.00 @</b>
Bogahawatte	FBOPF/FBOPF1	1,650.00
<b>Froft Super</b>	<b>FBOPF/FBOPF1</b>	<b>1,600.00 @</b>
Venture	OP/OPA	1,460.00
Torrington	OP1	1,700.00
Inverness	OP1	1,700.00
<b>Froft Super</b>	<b>PEK/PEK1</b>	<b>1,600.00 @</b>
Queensberry	PEK/PEK1	1,600.00

### NUWARA ELIYA

Court Lodge	BOP	1,360.00
Mahagastotte	BOPF/BOPFSp	1,650.00
Kenmare	FBOP/FBOP1	1,360.00
Court Lodge	OP/OPA	1,440.00
Mahagastotte	PEK/PEK1	1,500.00
Lovers Leap	PEK/PEK1	1,500.00

### UDA PUSSELLAWAS

<b>Alma</b>	<b>BOP</b>	<b>1,700.00 @</b>
Luckyland	BOPSp	1,060.00
Luckyland	BOPF/BOPFSp	1,220.00
Kirklees	BOPF/BOPFSp	1,220.00
High Forest	BOPF/BOPFSp	1,220.00
<b>Alma</b>	<b>FBOP/FBOP1</b>	<b>2,100.00 @</b>
<b>Alma</b>	<b>FBOPF/FBOPF1</b>	<b>1,700.00 @</b>
<b>Gonapitiya</b>	<b>FBOPF/FBOPF1</b>	<b>1,550.00 @</b>
Gampaha	FBOPF/FBOPF1	1,550.00
Blairlmond	FBOPF/FBOPF1	1,550.00

### UDA PUSSELLAWAS (CONT)

<b>Gonapitiya</b>	<b>OP/OPA</b>	<b>1,400.00 @</b>
<b>Alma</b>	<b>OP/OPA</b>	<b>1,400.00 @</b>
<b>Alma</b>	<b>OP1</b>	<b>1,750.00 @</b>
<b>Alma</b>	<b>PEK</b>	<b>1,440.00 @</b>
<b>Alma</b>	<b>PEK1</b>	<b>1,850.00 @</b>

### UVA MEDIUM

Sarnia Plaiderie	BOP	1,750.00
Demodera 'S'	BOPSp	1,650.00
Dickwella	BOPF/BOPFSp	1,700.00
Demodera 'S'	BOP1	2,150.00
Sarnia Plaiderie	FBOP/FBOP1	2,100.00
Sarnia Plaiderie	FBOPF/FBOPF1	1,800.00
Demodera 'S'	FBOPF/FBOPF1	1,800.00
<b>Ury</b>	<b>OP/OPA</b>	<b>1,480.00 @</b>
Telbedde	OP1	2,050.00
Dickwella	PEK/PEK1	1,750.00

### UVA HIGH

Glenanore	BOP	1,600.00
<b>Ranaya</b>	<b>BOPSp</b>	<b>1,650.00 @</b>
Uva Highlands	BOPF/BOPFSp	1,650.00
Ellathota Uva	BOP1	1,850.00
Glenanore	FBOP/FBOP1	1,900.00
<b>Mount Uva</b>	<b>FBOP/FBOP1</b>	<b>1,850.00 @</b>
Glenanore	FBOPF/FBOPF1	1,750.00
Spring Valley	FBOPF/FBOPF1	1,750.00
Mahadowa	OP/OPA	1,460.00
Gonamotawa	OP1	1,850.00
<b>Ranaya</b>	<b>PEK</b>	<b>1,600.00 @</b>
<b>Mount Uva</b>	<b>PEK1</b>	<b>1,650.00 @</b>

### UNORTHODOX HIGH

Dunsinane CTC	PF1	1,320.00
Ulgedara CTC	PF1	1,320.00
Florence CTC	BP1	870.00

### UNORTHODOX MEDIUM

New Peacock CTC	PF1	1,280.00
Delta CTC	PF1	1,280.00
Delta CTC	BP1	1,100.00

### UNORTHODOX LOW

Hingalgoda CTC	PF1	1,600.00
Cecilayan CTC	BP1	1,440.00
Ross Feld CTC	BPS	800.00

DENOTES - CEYLON TEA BROKERS PLC [@] / ALL TIME RECORD PRICE [\*\*] / EQUAL ALL TIME [\*]  
CEYLON TEA BROKERS PLC - 17 OF 29TH / 30TH APRIL 2024



**TOP PRICES - SALE NO. 17 OF 29TH / 30TH APRIL 2024**

LOW GROWN				CONT.....			
New Vithanakande	BOP1	4,000.00		Galaboda Group	OPA	1,850.00	
Sithaka	BOP1	4,000.00		Naindawa	OPA	1,850.00	
New Vithanakande	OP1	4,050.00		Liyonta	OPA	1,850.00	
Sithaka	OP1	4,050.00		Lanka	OPA	1,850.00	
Lumbini	OP1	4,000.00		Lumbini	PEK	2,300.00	
Lions	OP1	4,000.00		<b>Golden Garden</b>	<b>PEK</b>	<b>2,200.00</b>	@
Pothotuwa	OP1	4,000.00		Andaradeniya Super	PEK1	2,350.00	
<b>Mulatiyana Hills</b>	<b>OP1</b>	<b>3,900.00</b>	@	<b>Mulatiyana Hills</b>	<b>PEK1</b>	<b>2,300.00</b>	@
Galatara	OP	2,000.00		Hidellana	PEK1	2,300.00	
<b>Ceyenta</b>	<b>OP</b>	<b>1,900.00</b>	@	<b>Nilgiri</b>	<b>PEK1</b>	<b>2,250.00</b>	@
<b>Wathurawila</b>	<b>OP</b>	<b>1,900.00</b>	@	Mahaliyadda	BOP	2,050.00	
<b>Golden Garden</b>	<b>OP</b>	<b>1,900.00</b>	@	<b>Suduwelipothahena Super</b>	<b>BOP</b>	<b>2,000.00</b>	@
<b>Ivy Hills</b>	<b>OP</b>	<b>1,900.00</b>	@	New Batuwangala	BOP	2,000.00	
<b>Mulatiyana Hills</b>	<b>OP</b>	<b>1,900.00</b>	@	Makandura	BOP	2,000.00	
<b>A C U Super</b>	<b>OP</b>	<b>1,900.00</b>	@	Golden Garden	BOP	2,000.00	
<b>Sihara</b>	<b>OP</b>	<b>1,900.00</b>	@	Ceciliyan	BOP	2,000.00	
Lions	OP	1,900.00		<b>Peak View Super</b>	<b>BOP</b>	<b>1,950.00</b>	@
Sachitha	OP	1,900.00		Lumbini	BOP	1,950.00	
Green Lanka	OP	1,900.00		New Hopewell	BOP	1,950.00	
Lanka	OP	1,900.00		Hidellana	BOP	1,950.00	
Andaradeniya	OP	1,900.00		Andaradeniya Super	BOPSp	1,950.00	
<b>Willie Group Super</b>	<b>OP</b>	<b>1,850.00</b>	@	H P P Tea	BOPF	1,800.00	
<b>Seranya Super</b>	<b>OP</b>	<b>1,850.00</b>	@	Hidellana	BOPF	1,800.00	
<b>New Deniyaya</b>	<b>OP</b>	<b>1,850.00</b>	@	Golden Garden	BOPFSp	1,850.00	
<b>Samwin</b>	<b>OP</b>	<b>1,850.00</b>	@	Golden Garden	BOPFSp	1,800.00	
<b>Himara</b>	<b>OP</b>	<b>1,850.00</b>	@	<b>Parakadua Super</b>	<b>BOPFSp</b>	<b>1,750.00</b>	@
<b>Yalta</b>	<b>OP</b>	<b>1,850.00</b>	@	Talgaswella	BOPFSp	1,750.00	
<b>Walawwatta</b>	<b>OP</b>	<b>1,850.00</b>	@	Greenwin Super	BOPFSp	1,750.00	
Green House	OP	1,850.00		Stream Line	BOPFSp	1,750.00	
Dampahala	OP	1,850.00		New Spring View	BOPFSp	1,750.00	
New Gurugodella	OP	1,850.00		Sithaka	FBOP	3,550.00	
Pasgoda Smallholders	OP	1,850.00		Pothotuwa	FBOP	2,600.00	
Karagoda	OP	1,850.00		<b>Mulatiyana Hills</b>	<b>FBOP</b>	<b>2,400.00</b>	@
Lucky Dais	OP	1,850.00		Hidellana	FBOP	2,400.00	
Makandura	OP	1,850.00		Sunrise	FBOP	2,400.00	
Sunrise	OP	1,850.00		Wattahena	FBOP1	2,150.00	
New Rekadahena	OP	1,850.00		Lumbini	FBOP1	2,050.00	
Green Lanka	OPA	2,000.00		<b>Himara</b>	<b>FBOP1</b>	<b>2,000.00</b>	@
<b>Ceyenta</b>	<b>OPA</b>	<b>1,900.00</b>	@	Andaradeniya Super	FBOP1	2,000.00	
<b>Nilgiri</b>	<b>OPA</b>	<b>1,900.00</b>	@	Kumudu	FBOP1	2,000.00	
<b>A C U Super</b>	<b>OPA</b>	<b>1,900.00</b>	@	Gangani	FBOPF	2,200.00	
Mahesland	OPA	1,900.00		Kiruwanganga	FBOPF1	2,200.00	
Galatara	OPA	1,900.00		Makandura	FBOPF1	2,050.00	
Sisiramba Super	OPA	1,900.00		Sithaka	FBOPF1	2,050.00	
Magedara	OPA	1,900.00		<b>A C U Super</b>	<b>FBOPF1</b>	<b>2,000.00</b>	@
Liyonta	OPA	1,900.00		<b>Yalta</b>	<b>FBOPF1</b>	<b>2,000.00</b>	@
Berubeula	OPA	1,900.00		<b>Suduwelipothahena Super</b>	<b>FBOPF1</b>	<b>2,000.00</b>	@
Dampahala	OPA	1,900.00		<b>Sihara</b>	<b>FBOPF1</b>	<b>2,000.00</b>	@
<b>Willie Group Super</b>	<b>OPA</b>	<b>1,850.00</b>	@	Pothotuwa	FBOPF1	2,000.00	
<b>Ivy Hills</b>	<b>OPA</b>	<b>1,850.00</b>	@	Hidellana	FBOPF1	2,000.00	
<b>Mulatiyana Hills</b>	<b>OPA</b>	<b>1,850.00</b>	@	Lumbini	FBOPF1	2,000.00	
<b>Sihara</b>	<b>OPA</b>	<b>1,850.00</b>	@	Sunrise	FBOPF1	2,000.00	
<b>Himara</b>	<b>OPA</b>	<b>1,850.00</b>	@	Galatara	FBOPF1	2,000.00	
<b>Yalta</b>	<b>OPA</b>	<b>1,850.00</b>	@	Rotumba	FBOPF1	2,000.00	
New Panikanda	OPA	1,850.00		Lakvinka	FBOPF1	2,000.00	

DENOTES - CEYLON TEA BROKERS PLC [ @ ] / ALL TIME RECORD PRICE [ \*\* ] / EQUAL ALL TIME [ \* ]

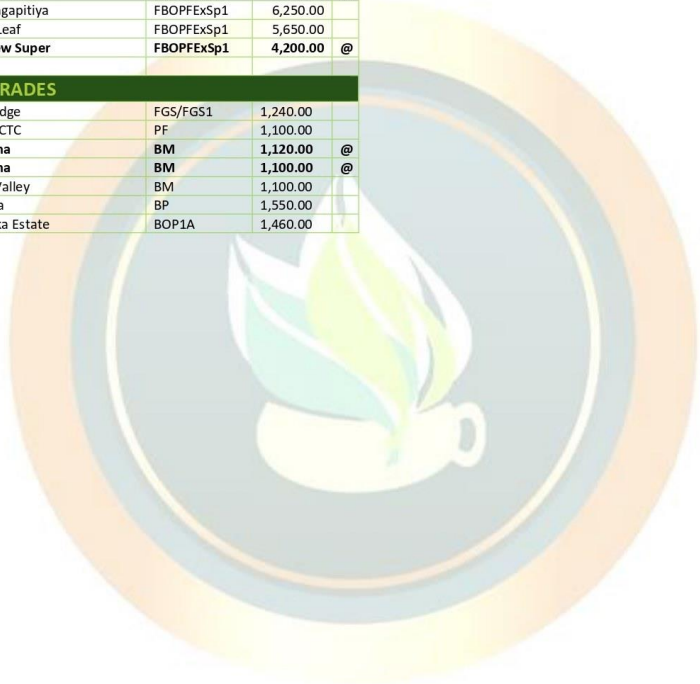


**TOP PRICES - SALE NO. 17 OF 29TH / 30TH APRIL 2024**

<b>DUSTS</b>			
Mattakelle	DUST1	2,000.00	
Kalubowitiyana CTC	PD	1,600.00	

<b>PREMIUM FLOWERY</b>			
Uplands	FBOPFSp	6,900.00	
Andaradeniya	FBOPFExSp	6,200.00	
<b>Rumassala Hills</b>	<b>FBOPFExSp</b>	<b>5,400.00</b>	@
Kamarangapitiya	FBOPFExSp1	6,250.00	
Garden Leaf	FBOPFExSp1	5,650.00	
<b>Peak View Super</b>	<b>FBOPFExSp1</b>	<b>4,200.00</b>	@

<b>OFF GRADES</b>			
Court Lodge	FGS/FGS1	1,240.00	
Liyonta CTC	PF	1,100.00	
<b>Talangaha</b>	<b>BM</b>	<b>1,120.00</b>	@
<b>Talangaha</b>	<b>BM</b>	<b>1,100.00</b>	@
Arbour Valley	BM	1,100.00	
Hidellana	BP	1,550.00	
Chandrika Estate	BOP1A	1,460.00	



DENOTES – CEYLON TEA BROKERS PLC (@) / ALL TIME RECORD PRICE [\*\*] / EQUAL ALL TIME [\*]

## Future Sales Information (Sale No.18 of 07th / 08th May 2024)

EX EST	H/M-OFF GR & DUST	LEAFY/ SEMI LEAFY/ TIPPY/PREM & BOP1A
FW	Asia Siyaka Commodities PLC	John Keells PLC
AS	Lanka Commodity Brokers	Lanka Commodity Brokers
MC	Mercantile Produce Brokers (Pvt) Ltd	Asia Siyaka Commodities PLC
BC	Forbes & Walker Tea Brokers (Pvt) Ltd	Bartleet Produce Marketing (Pvt) Ltd
LC	Eastern Brokers Ltd	Eastern Brokers Ltd
JK	John Keells PLC	<b>Ceylon Tea Brokers PLC</b>
<b>CTB</b>	<b>Ceylon Tea Brokers PLC</b>	Mercantile Produce Brokers (Pvt) Ltd
EB	Bartleet Produce Marketing (Pvt) Ltd	Forbes & Walker Tea Brokers (Pvt) Ltd

**Buyers Prompt:** 14.05.2024

**Sellers Prompt:** 15.05.2024

## Awaiting Sale – Catalogue Details

	SALE OF 07TH/ 08TH MAY 2024		SALE OF 14TH/ 15TH MAY 2024	
	LOTS	QTY(KGS)	LOTS	QTY(KGS)
Ex-estate	721	742,031	733	755,137
High And Medium	1,732	802,844	1,780	870,391
Low Crown (Leafy)	1,744	653,993	2,070	865,070
Low Crown (Semi Leafy)	988	403,326	1,341	591,660
Low Crown (Tippy)	1,668	780,469	1,987	1,005,372
Off Grades+BOP1A	2,142	1,042,372	2,018	997,156
Dusts	517	437,925	438	376,904
Premium Flowery	320	48,889	269	46,330
<b>Total</b>	<b>9,832</b>	<b>4,911,849</b>	<b>10,636</b>	<b>5,508,020</b>
MAIN SALE & EX ESTATE CLOSED ON	18TH APRIL 2024		25TH APRIL 2024	

---

### SALE NO. 20 – 20TH / 21ST MAY 2024

Ex-Estate catalogue and Main Sale catalogues are scheduled to be closed on the 03rd May 2024.

### SALE NO. 21 – 28TH / 29TH MAY 2024

Ex-Estate catalogue and Main Sale catalogues are scheduled to be closed on the 09th May 2024.

## SALE NO. 22 – 04TH / 05TH JUNE 2024

Ex-Estate catalogue and Main Sale catalogues are scheduled to be closed on the 16th May 2024.

### Elevation Wise – Statistics – Colombo Auction Averages

Elevation	LAST WEEK	WEEK BEFORE LAST	LAST YEAR	YEAR BEFORE
	(RS)	(RS)	(RS)	(RS)
	Sale- 22.04.2024	Sale- 16.04.2024	Corr 2023	Corr 2022
Uva High	1118.38	1128.06	1118.98	1312.63
Western High	1219.00	1229.22	1261.26	1304.42
CTC High	1177.06	1191.10	1148.77	1090.07
Total High Grown	1177.47	1189.33	1216.06	1307.35
Uva Medium	1132.14	1133.78	1085.98	1407.50
Western Medium	1033.34	1033.90	1044.52	1170.38
CTC Medium	1000.50	967.76	1081.96	942.32
Total Medium Grown	1070.97	1068.69	1057.42	1256.92
Orthodox Low	1334.70	1324.77	1334.75	1687.67
CTC Low	1007.35	964.33	1017.49	1044.19
Total Low Grown	1307.55	1299.80	1315.52	1644.76
TOTAL	1228.35	1228.35	1252.99	1512.37

Elevation	LAST WEEK	WEEK BEFORE LAST	LAST YEAR	YEAR BEFORE
	(\$)	(\$)	(\$)	(\$)
	Sale- 22.04.2024	Sale- 16.04.2024	Corr 2023	Corr 2022
Uva High	3.70	3.77	3.48	3.92
Western High	4.04	4.11	3.92	3.90
CTC High	3.90	3.98	3.57	3.26
Total High Grown	3.90	3.98	3.78	3.90
Uva Medium	3.75	3.79	3.38	4.20
Western Medium	3.42	3.46	3.25	3.50
CTC Medium	3.31	3.24	3.36	2.81
Total Medium Grown	3.55	3.58	3.29	3.75
Orthodox Low	4.42	4.43	4.15	5.04
CTC Low	3.34	3.23	3.16	3.12
Total Low Grown	4.33	4.35	4.09	4.91
Weekly Total (USD)	4.07	4.11	3.90	4.52
Exchange Rate (LKR)	302.00	298.91	321.65	334.80

Elevation	TODATE	TODATE	TODATE	TODATE	TODATE	TODATE
	2022	2023	2024	2022	2023	2024
	(RS)	(RS)	(RS)	(\$)	(\$)	(\$)
Uva High	805.11	1204.19	1118.03	3.29	3.48	3.61
Western High	823.28	1415.41	1202.70	3.36	4.09	3.88
CTC High	688.83	1236.61	1131.19	2.81	3.57	3.65
Total High Grown	818.05	1357.33	1179.35	3.34	3.92	3.81
Uva Medium	841.70	1188.22	1161.42	3.44	3.43	3.75
Western Medium	725.95	1167.54	1107.60	2.96	3.37	3.58
CTC Medium	610.70	1124.46	972.02	2.49	3.25	3.14
Total Medium Grown	760.80	1173.74	1123.87	3.11	3.39	3.63
Orthodox Low	961.45	1461.30	1406.11	3.93	4.22	4.54
CTC Low	614.28	1025.59	1039.90	2.51	2.96	3.36
Total Low Grown	936.16	1436.82	1380.63	3.82	4.15	4.46
<b>TOTAL</b>	<b>882.41</b>	<b>1380.30</b>	<b>1295.60</b>	<b>3.60</b>	<b>3.99</b>	<b>4.18</b>

Cumulative Sale Averages – 1 USD = Rs. (Monthly Weighted Average)	244.91	346.30	309.60
---	--------	--------	--------

## World Tea Production (In Million Kilos)

Country	Month	Month		To-date		Diff (+/-)
		2023	2024	2023	2024	2023 vs 2024
Sri Lanka	Mar	22.3	19.6	59.5	58.2	-1.3
Bangladesh	Feb	0.05	0.04	0.41	0.22	-0.19
Kenya	Feb	32.7	55.4	87.6	114.4	26.8
Malawi	Feb	6.2	6.2	12.6	13.5	0.9
North India	Feb	3.2	1.6	3.2	1.6	-1.6
South India	Feb	13.3	14.9	29.9	31.9	2

## Other Markets



### Jakarta Auction of 25th April 2024

---

#### **CTC LEAF**

*DEMAND: Selective demand on the range of teas on offer.*

*MARKET: The total CTC leaf teas sold this week was 70.48% (754,770.93kgs) of the total offering of 1,070,832.96Kgs.*

*LARGER BROKEN: Select invoices of best larger broken sold at irregular prices, good teas were barely steady, better medium & medium teas sold steady to easier whilst plainer teas were discounted with only a few invoices sold at easier prices by a couple of rupees. Larger volumes of medium category larger broken remain unsold.*

*MEDIUM BROKEN: Good, best and better medium teas selectively sold at barely steady to easier prices whilst medium & plainer teas sold at firm prices.*



*SMALLER BROKEN: Best teas fetched dearer prices at irregular levels following quality and competition. Good teas at the lower end declined substantially whilst the top end was steady. Better medium, medium & plainer sold barely steady to easier. However, there were some unsold teas in the medium & plainer teas.*

*FANNING: Very few lines of fanning were on offer in the best teas which sold at steady prices. Reminders sold barley steady to easier.*

### **ORTHODOX LEAF**

*DEMAND: Good demand.*

*MARKET: The high grown whole leaf grades sold fully firm to dearer. The high grown broken sold irregularly. Fanning sold firm. Other whole leaf, broken & fanning sold at irregularly around last price levels.*

### **CTC DUST**

*DEMAND: Good Demand.*

*MARKET: CTC dust offer this week was at 316,984.26Kgs of which 261,748.65kgs were sold (82.57%).*

*PD: Best category PD met with firm to dearer prices selectively on quality and competition. Good teas sold fully firm. Remainders sold at barely steady to easier prices.*

*RD: Best & Good category sold barely steady to easier. Better Medium, medium and plainer teas sold easier by Rs. 1 to 2.*

### **ORTHODOX DUST**

*DEMAND: Good demand.*

*MARKET: High grown primary dust continues to sell at irregular and dearer prices on competition. Secondary teas sold barely steady. Other category primary dust firm to dearer. Secondary grades sold barely steady, powdery and fibrous sorts continue to be discounted. (Courtesy - J. Thomas & Co. Pvt. Ltd)*

---

## Bangladesh Auction of 29th April 2024

---

**CTC LEAF:** 23,685 packages of tea on offer met with a strong but selective demand.

**BROKENS:** Best Brokens were very strongly competed for and mostly sold above valuations. Below best met with a good demand and sold in line with quality with some withdrawals. Lesser quality met with much lower bids than valuations and met with heavy withdrawals particularly the plainer varieties. BLF teas were mostly neglected as bids were much lower than price ideas.

**FANNINGS:** Best Fannings met with a strong demand and were often dearer following quality. Below Best/Good varieties met with a fairly good demand, but buyers were somewhat selective in their purchase. As a result, quite a few teas were withdrawn having failed to meet the valuations. Medium teas met with a limited demand and few teas sold at valuations. The bulk of it was withdrawn. Plain varieties met with a very discriminating market and were mostly withdrawn owing to low bids. BLF teas were mostly neglected as bids were much lower than price ideas.

**DUST:** 4,840 packages of tea on offer met with a good demand. Good liquoring Ds and CDs met with good competition and generally sold above Brokers' valuation fetching between Tk.419/- and Tk.295/-. PDs and RDs were well supported and rates for these ranged between Tk. 245/-and Tk.280/-. BLF Dusts proved difficult of sale. Loose tea buyers lent good support whilst Blenders were selective in their purchase.

**COMMENTS:** This was the First sale of the season which met with a very strong demand from the Loose tea buyers for black, well-made teas backed by strong useful liquors. Other varieties met with a discriminating market and only a fair weight was sold with large withdrawals. Blenders were very selective. Good liquoring Dusts particularly CDs were a strong feature of the sale.

**(Courtesy - National Brokers Limited)**

---

## Kolkata Auction of 30th April 2024

---

*Good demand for better liquoring Assams which are selling in line with quality. Remainder selling at irregularly easier levels. Select weight of Medium & Plainer Dooars seen so far are easier. Western India - Operating, TCPL - Selective Exporters - Operating. Internal / Local - Operating Based on TCP & PAR's (1st session) Catalogue.*

*(Courtesy - Associated Brokers Pvt. Ltd)*

---

## Mombasa /Malawi /Guwahati Auction

---

*The above market report details were not available at the time of printing this publication.*

---



CEYLON TEA BROKERS PLC