



# WEEKLY TEA MARKET SNAPSHOT



**Ceylon Tea Brokers**

**SALE NO.15  
16TH & 17TH  
APRIL 2024**



## This week's Tea News

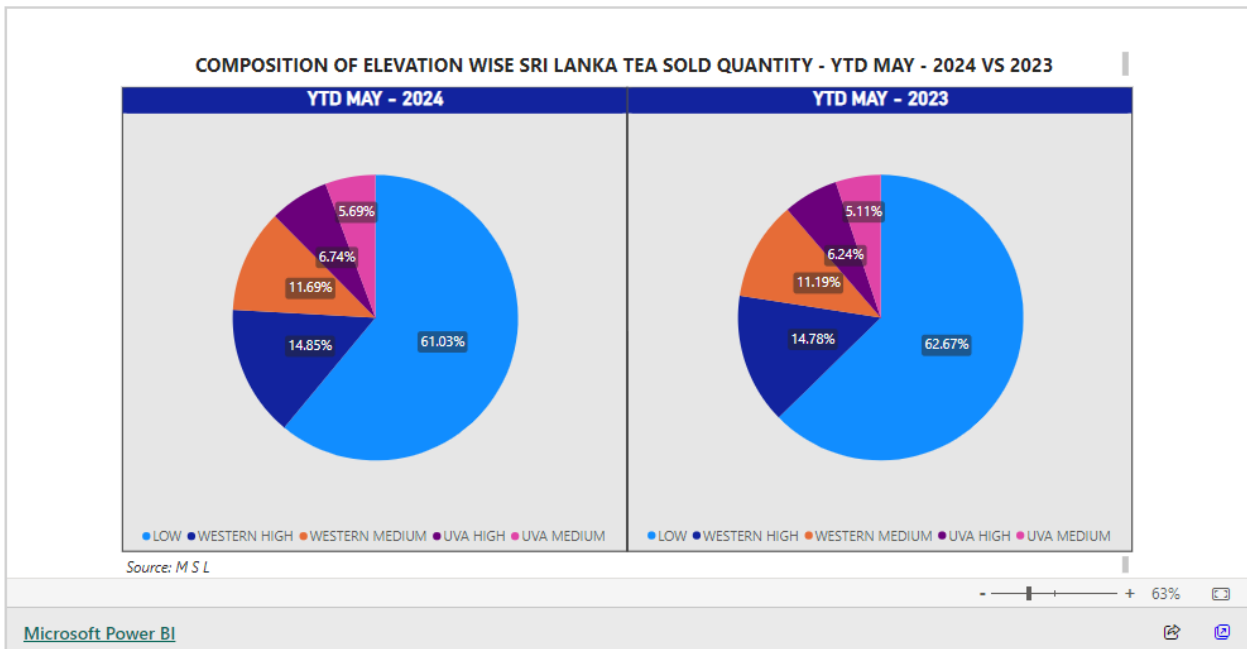
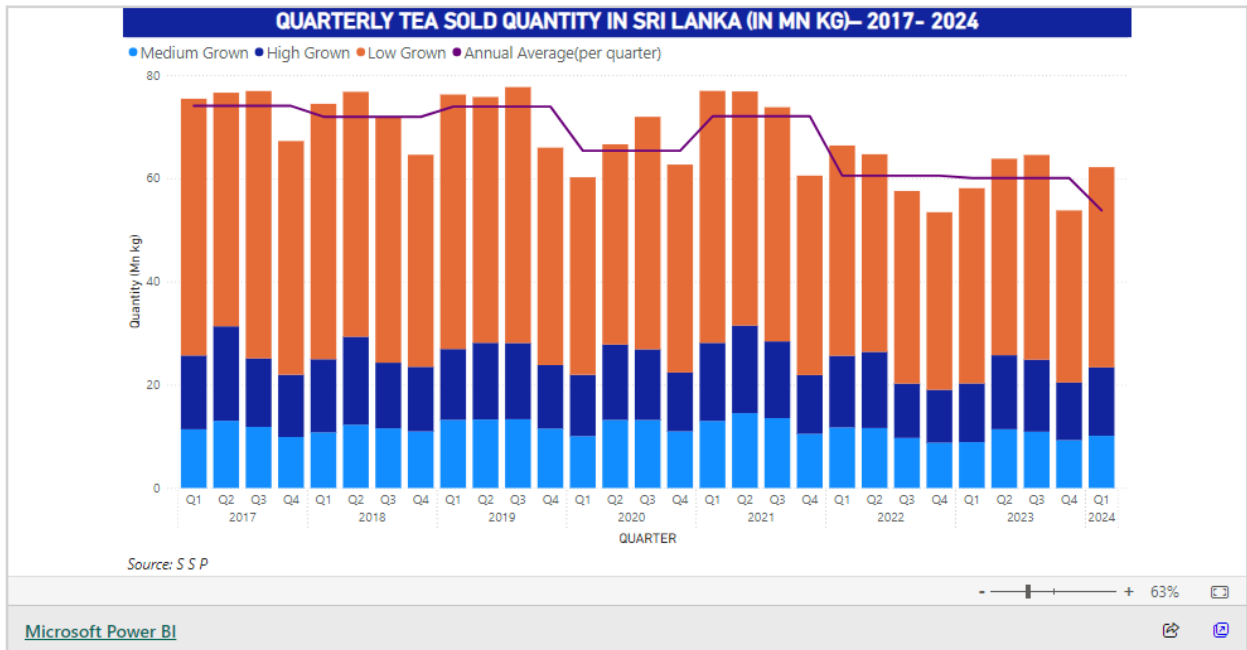


1 - [The 10 Best Types of Tea for your Health](#)

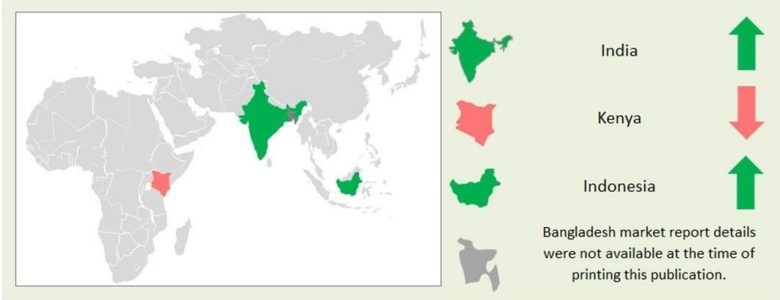


2 - [Eight foods that should never be paired with tea / chai](#)

# Tea Statistics



# Market movement at International Auction Centers this week



## Currency - As of 17th April 2024



	United States Dollars (USD)		European Community Euro (EUR)		United Kingdom pounds (GBP)	
	2024	Corresponding 2023	2024	Corresponding 2023	2024	Corresponding 2023
Sri Lankan Rupee	299.83	312.07	318.82	341.20	372.97	385.35

(Courtesy - Central Bank of Sri Lanka)

Indian Rupee	83.59	81.84	88.79	89.96	103.96	101.58
Kenyan Shilling	130.38	133.70	138.47	146.97	162.13	165.95
Bangladesh Taka	108.67	105.30	115.42	115.75	135.14	130.70
Indonesian Rupiah	16,221.30	14,773.40	17,228.70	16,239.60	20,172.30	18,336.90
Malawi Kwacha	1,722.65	1,009.48	1,829.64	1,109.66	2,142.24	1,252.97
Vietnam Dong	25,262.40	23,442.00	26,831.30	25,768.40	31,415.50	29,096.40

(Courtesy - Oanda Corporation)

### SRI LANKA RUPEE AGAINST US DOLLAR TIME PERIOD 15/04/2024 TO 17/04/2024 (SPOT / BUYING RATE)

15/04/2024	293.80	16/04/2024	294.21
17/04/2024	299.83		



**CURRENCY**  
As of 17th April 2024  
**LKR/USD 299.83**



**CRUDE OIL**  
As of 17th April 2024  
**USD 89.51**

## Elevation Average (March - 2024)

---

### **HIGH**

*Rs.1,241.93    USD 4.06*

### **MEDIUM**

*Rs.1,173.37    USD 3.84*

### **LOW**

*Rs.1,357.32    USD 4.44*

### **TOTAL**

*Rs.1,296.60    USD 4.24*

---

## Quantity Sold during the period 01st - 13th April 2024

	2024		2023	
	WEEKLY	TODATE	WEEKLY	TODATE
Private Sales	128,350.50	1,427,434.90	126,144.86	1,432,963.31
Public Auction	4,435,414.00	65,001,524.50	4,689,319.00	62,787,867.50
Forward Contracts	66,000.00	335,280.00	56,040.00	920,968.00
Direct Sales	-	-	-	-
Total	4,629,764.50	66,764,239.40	4,871,503.86	65,141,798.81
BMF Excluded From Private Sale	33,353.00	482,394.00	29,115.00	653,000.00

## Tea Tech Tips




---

***Green, unfermented leaf particles in infused tea is a sign of poor process. Check leaf quality, degree of wither and condition of rolling machinery and their working performance.***

---

## Crop & Weather (For the period 08th - 15th April 2024)



---

*The **Western and Nuwara Eliya** planting districts experienced sunny weather followed by showers. The Department of Meteorology forecasts misty conditions and rains in the Western region.*

*The **Uva/Udapussellawa's** reported bright conditions. Showers are to be expected in **Uva**.*





























*The **Low grown's** experienced sunny mornings followed by evening showers. Misty conditions and showers are to be expected in the Low grown district.*

*Nuwara Eliya and the Uva/Udapussellawa's maintained their crop intakes whilst the Western's reported a decline. The Low grows recorded an increase.*

---



## Weather Forecast (For the period 18th - 24th April 2024)

	Thu(18/04)	Fri(19/04)	Sat(20/04)	Sun(21/04)	Mon(22/04)	Tue(23/04)	Wed(24/04)
GALLE	33°/28°C 	33°/28°C 	33°/26°C 	32°/26°C 	32°/25°C 	31°/26°C 	32°/25°C 
MATARA	35°/26°C 	34°/26°C 	33°/25°C 	33°/24°C 	32°/25°C 	32°/25°C 	32°/25°C 
RATNAPURA	34°/24°C 	35°/24°C 	35°/23°C 	34°/23°C 	33°/23°C 	34°/23°C 	33°/23°C 
HATTON/ TALAWAKELLE	29°/19°C 	30°/19°C 	31°/18°C 	28°/18°C 	29°/17°C 	29°/18°C 	28°/17°C 

## Holiday Notice

---

### CEYLON TEA BROKERS PLC

Please note that our Head Office, Warehouse and Sample Room will be closed for business on the following day: **Tuesday, 23rd April 2024** - Bak Full Moon Poya Day

---

## This Week's Market Movement at Colombo Tea Auction



Next week's Auction (Sale No.16) is scheduled for Monday, 22nd & Wednesday, 24th April 2024

## Order of Sale this week

EX EST	H/M-OFF GR & DUST	LEAFY/ SEMI LEAFY/ TIPPY/PREM & BOP1A
JK	Forbes & Walker Tea Brokers (Pvt) Ltd	<b>Ceylon Tea Brokers PLC</b>
<b>CTB</b>	Mercantile Produce Brokers (Pvt) Ltd	Bartleet Produce Marketing (Pvt) Ltd
EB	Asia Siyaka Commodities PLC	Mercantile Produce Brokers (Pvt) Ltd
FW	John Keells PLC	Eastern Brokers Ltd
AS	Eastern Brokers Ltd	Forbes & Walker Tea Brokers (Pvt) Ltd
MC	<b>Ceylon Tea Brokers PLC</b>	Lanka Commodity Brokers
BC	Lanka Commodity Brokers	John Keells PLC
LC	Bartleet Produce Marketing (Pvt) Ltd	Asia Siyaka Commodities PLC

CATALOGUE	LOTS	QTY (KGS)
Ex-estate	715	692,040
High And Medium	1,861	860,491
Low Grown (Leafy)	1,700	619,331
Low Grown (Semi Leafy)	1,195	473,639
Low Grown (Tippy)	1,810	843,574
Off Grades + BOP1A	2,189	1,092,837
Dusts	487	419,781
Premium Flowery	297	42,409
<b>TOTAL</b>	<b>10,254</b>	<b>5,044,102</b>

**Demand:** Ex-Estate met with fair demand at easier rates whilst lower demand prevailed for Low Grown.



Sale	Ex-Estate		Low Grown (Leafy/Tippy)		Total	
	Qty	Demand	Qty	Demand	Qty	Demand
15	0.7 MKgs	Fair demand at easier rates	1.94 MKgs	Lower	5.0 MKgs	Lower

WESTERN					LEAFY / SEMI LEAFY				
	SELECT BEST	BEST	BELOWBEST	PLAINER		SELECT BEST	BEST	BELOWBEST	OTHERS
BOP	↑ 50/-	↑ 30/-	↓ 50/-	↓ 50/-	OP1	↑ 50/-	↑ 30/-	↑ 30/-	Firm
BOPF	↑ 50/-	Firm	Firm	↓ 50/-	BOP1	↑ 40/-	↑ 30/-	↑ 30/-	↑ 30/-
					OP/OPA		↓ 20/-		
					PEK		↓ 20/-		
BOP		Firm	↓ 80/-	↓ 50/-	PEK1		↓ 40/-		
BOPF		Irregular	Firm	↓ 50/-					
					SMALL LEAF / TIPPY				
					FBOP	↓ 50/-	↓ 40/-	↓ 20/-	Firm
BP1		N/A	↓ 50/-	Firm	FBOP1	↑ 50/-	↓ 20/-	↓ 40/-	Firm
PF1	↑ 30/-		Irregular	↓ 50/-	FBOPF1	↓ 50/-	↓ 40/-	↓ 40/-	↓ 50/-
HIGH & MEDIUM					PREMIUM FLOWERY				
	SELECT BEST	BEST	BELOWBEST	OTHERS		FBOPFEXSP	FBOPFSP		
BOP1	↓ 100/-	↓ 100/-	↓ 50/-	↓ 50/-	SELECT BEST	↓ 500-1000/-	↑ 100/-	Firm	
OP1	↓ 100/-	Firm	Firm	Firm	BEST	↓ 400-600/-			
FBOP	↓ 150/-	↓ 100/-	↓ 100/-	↓ 100/-	BELOWBEST	↓ 100-200/-	↓ 50-100/-		
FBOPF1	↓ 50/-	↓ 50/-	↓ 50/-	↓ 50/-	OTHERS	↓ 100/-	Firm		
PEK	Firm	Firm	Firm	Firm					
PEK1	↑ 50/-	↑ 50/-	Firm	Firm					
OP/OPA	Firm	↑ 50/-	Firm	Firm					

## High Grown Teas



## **BOP**

*Best Western's few invoices gained by Rs.50/- per kg whilst others were firm. Below best and plainer types eased by Rs.50/- per kg and more. Nuwara Eliya's sold around last. Uda Pussellawa's were lower by Rs.50-70/- per kg. Uva's few clean leaf teas were firm. Others lost by Rs.50-70/- per kg.*

## **BOPF**

*Best Western's were firm to Rs.50/- dearer. Below best were irregular. Plainer types eased up to Rs.50/- per kg. Nuwara Eliya's were irregular. Uda Pussellawa's were mostly unsold at the commencement but gained towards the closure . Uva's were firm to Rs.50/- per kg easier.*

---

## **Medium Grown Teas**



---

***BOP1** – Select best and Best were lower by Rs.100/- per kg whilst all others dropped by Rs.50/- per kg. **OP1** – Select best lost by Rs. 100/- per kg whilst all others maintained.*

**OP/OPA** – Select best were firm. Best appreciated by Rs. 50/- per kg whilst all others held firm.

**PEK** – In general, remained unchanged.

**PEK1** – Select best and best moved up by Rs.50/- per kg whilst all others maintained.

**FBOP** – Select best were lower by Rs.150/- per kg whilst all others lower by Rs. 100/- per kg.

**FBOPF1** – Overall, easier by Rs. 50/- per kg.

---

## CTC Teas



---

### **HIGH GROWN**

**BP1** – N/A

**PF1** – Dearer by Rs.30/- per kg.

## **MEDIUM GROWN**

**BP1** – Lower by Rs.50/- per kg.

**PF1** – Irregular.

## **LOW GROWN**

**BP1** – Firm

**PF1** – Appreciated by Rs.50/- per kg.

---

<b>QUOTATIONS-HIGH GROWNS</b>	<b>BOP</b>		<b>BOPF</b>	
Best Westerns	1280	1800	1360	1600
Below Best Westerns	1100	1240	1280	1340
Plainer Westerns	1000	1060	1200	1260
Nuwara Eliyas	1240	1480	1360	
Udapussellawas	960	1180	980	1240
Best Uvas	1180	1460	1200	1260
Other Uvas	1120		N/A	
Good Mediums	1380	1850	1220	1340
Poor Mediums	900	1300	1000	1140
<b>QUOTATIONS – UNORTHODOX</b>	<b>BP1</b>		<b>PF1</b>	
(CTC) CTC (High & Medium)	N/A		1080	1360
<b>CTC (Low)</b>	1340	1360	980	1650

## Low Grown Teas



---

**BOP1** - Select best were easier whilst best and below best were firm to dearer. **OP1** - Select best were firm whilst best and below best were easier. Poorer sorts maintained.

**OP** - Select best held firm whilst best and below best were firm to lower. Poorer sorts maintained.

**OPA** - Select best were firm whilst best and below best were firm to lower. Poorer sorts maintained.

**PEKOE/PEKOE1** - PEK's in general were lower, whilst PEK1's were firm.

**FBOP/FBOP1** - Select best were firm to lower, whilst below best and others were dearer.

**BOP** - Select best and best were firm whilst below best and others were lower.

**BOPF** - All-round lower.



**FBOPF/FBOPF1** - Select best FBOPF's were firm, whilst all others were lower. All round FBOPF1's were lower.

---

QUOTATIONS	SELECT BEST	BEST	BELOW BEST	OTHER
BOP1	2,450-3,900	1,800-2,200	1,200-1,600	900-1,200
OP1	3,500-4,000	2,200-3,000	1,400-2,200	800-1,200
OP	1,600-1,900	1,400-1,550	1,100-1,400	900-1,000
OPA	1,450-2,000	1,300-1,450	1,200-1,300	800-1,100
PEKOE	1,350-2,150	1,200-1,320	1,100-1,150	850-1,100
PEKOE1	1,400-2,350	1,300-1,400	1,100-1,300	850-1,100
FBOP1	1,450-2,350	1,200-1,400	900-1,100	Below 850
FBOP	1,850-2,500	1,500-1,750	1,300-1,450	Below 1100
BOP	1,650-2,150	1,450-1,650	1,200-1,400	Below 1000
BOPF	1,000-1,950	850-950	750-820	Below 720
FBOPF1	1,600-1,950	1,350-1,550	1,150-1,300	Below 1000
FBOPF	1,200-2,000	1,000-1,150	850-950	Below 800
FFSP/FFEXSP/FFEXSP1	4,200-6,950	2,800-3,800	1,500-2,600	Below 1,300

## Off Grades



---

**FGS/FGS1** - High grown were lower by Rs.60-80/- per kg. Medium and low grown declined by Rs.20 -30/- per kg. CTC's were dearer by Rs.20-40/- per kg.

**BM** - Cleaner varieties shed by Rs.40-60/- per kg. Below best and Bottom eased by Rs.20-30/- per kg.

**BP** - In general, maintained.

**BOP1A** - Best were lower by Rs.10-20/- per kg. Below Best were firm, whilst the poorer sorts were easier by Rs.10-20/- per kg.

---

	HIGH		MEDIUM		LOW	
FNGS	720	1,260	650	880	600	960
P.FGS (CTC)	870	960	740	900	630	1,100
BP	660	1,180	650	1,220	630	1,420
BM	580	840	620	870	570	1,320
BOP1A	690	1,200	630	1,280	600	1,380

## DUST Grades



---

**DUST1** - Best and below best were firm on last. CTC's were firm. Best and below best low grows declined by Rs.20-40/- per kg.

**DUST** - Cleaner secondaries and low grows maintained.

---

	HIGH		MEDIUM		LOW	
PRIMARY DUSTS	1,320	1,650	1,040	1,180	870	1,320
SECONDARY DUSTS	900	1,250	850	1,000	700	810
PDUST (CTC)	1,080	1,260	1,060	1,260	1,150	1,480

## Top Prices - Sale No.15 of 16th / 17th April 2024

TOP PRICES - SALE NO. 15 OF 16TH / 17TH APRIL 2024			
<b>WESTERN MEDIUM</b>			
Craighead	BOP	1,850.00	
Rilagala	BOPSp	1,550.00	
Vellai Oya	BOPF/BOPFSP	1,340.00	
Uplands	BOPFSp	1,340.00	
Craighead	BOP1	2,250.00	
Craighead	FBOP/FBOP1	2,050.00	
Dartry Valley	FBOPF/FBOPF1	1,800.00	
Harangalla	OP/OPA	1,500.00	
Dartry Valley	OP/OPA	1,500.00	
Harangalla	OP1	1,900.00	
<b>New Rothschild</b>	<b>OP1</b>	<b>1,750.00</b>	@
Suriyagama	OP1	1,750.00	
Craighead	PEK/PEK1	1,750.00	
<b>WESTERN HIGH</b>			
Somerset	BOP	1,800.00	
Queensberry	BOPSp	1,500.00	
Bearwell	BOPF/BOPFSP	1,600.00	
Torrington	BOP1	1,750.00	
<b>Weddemulla</b>	<b>BOP1</b>	<b>1,100.00</b>	@
Torrington	FBOP/FBOP1	1,600.00	
Inverness	FBOPF/FBOPF1	1,600.00	
Inverness	OP/OPA	1,600.00	
Bambrakelly	OP1	1,650.00	
Wattegodde	PEK	1,600.00	
<b>Frotoft Super</b>	<b>PEK1</b>	<b>1,550.00</b>	@
Queensberry	PEK1	1,550.00	
St Andrews	PEK1	1,550.00	
<b>NUWARA ELIYA</b>			
Lovers Leap	BOP	1,480.00	
Mahagastotte	BOPF/BOPFSP	1,360.00	
Court Lodge	FBOP/FBOP1	1,480.00	
Kenmare	OP/OPA	**1,800.00	
Lovers Leap	PEK/PEK1	1,750.00	
<b>UDA PUSSELLAWAS</b>			
<b>Alma</b>	<b>BOP</b>	<b>1,550.00</b>	@
Delmar	BOPSp	1,600.00	
Liddesdale	BOPF/BOPFSP	1,240.00	
Ragalla	BOPF/BOPFSP	1,240.00	
Delmar	BOP1	2,000.00	
<b>Alma</b>	<b>BOP1</b>	<b>1,800.00</b>	@
Gampaha	FBOP1	1,650.00	
<b>Gonapitiya</b>	<b>FBOP</b>	<b>1,550.00</b>	@
Gampaha	FBOP	1,550.00	
<b>Gonapitiya</b>	<b>FBOPF/FBOPF1</b>	<b>1,550.00</b>	@
<b>Alma</b>	<b>FBOPF/FBOPF1</b>	<b>1,550.00</b>	@
Delmar	FBOPF/FBOPF1	1,550.00	
<b>Alma</b>	<b>OP/OPA</b>	<b>1,400.00</b>	@
Delmar	OP/OPA	1,400.00	
<b>UDA PUSSELLAWAS (CONTD)</b>			
<b>Gonapitiya</b>	<b>OP1</b>	<b>1,750.00</b>	@
<b>Alma</b>	<b>OP1</b>	<b>1,600.00</b>	@
<b>Alma</b>	<b>PEK</b>	<b>1,280.00</b>	@
Gampaha	PEK1	1,650.00	
<b>Alma</b>	<b>PEK1</b>	<b>1,600.00</b>	@
<b>UVA MEDIUM</b>			
Halpewatte Uva	BOP	1,600.00	
Blossoms Uva Tea	BOPSp	1,550.00	
Demodera 'S'	BOPSp	1,550.00	
Dickwella	BOPF/BOPFSP	1,550.00	
Wewesse	BOP1	2,000.00	
High Spring	BOP1	2,000.00	
Sarnia Plaiderie	FBOP/FBOP1	1,900.00	
Sarnia Plaiderie	FBOPF/FBOPF1	1,600.00	
Telbedde	OP/OPA	1,500.00	
Blossoms Uva Tea	OP1	1,850.00	
<b>Ury</b>	<b>OP1</b>	<b>1,750.00</b>	@
Dickwella	OP1	1,750.00	
Telbedde	OP1	1,750.00	
Aruna Passara	PEK/PEK1	1,700.00	
Halpewatta Uva	PEK/PEK1	1,700.00	
<b>UVA HIGH</b>			
Kelliebedde	BOP	1,180.00	
Gonamotawa	BOPSp	1,550.00	
Bandaraeliya	BOPF/BOPFSP	1,260.00	
Glenanore	BOP1	1,900.00	
<b>Mount Uva</b>	<b>FBOP/FBOP1</b>	<b>1,750.00</b>	@
Glenanore	FBOP/FBOP1	1,750.00	
Aislaby	FBOPF/FBOPF1	1,600.00	
<b>Mount Uva</b>	<b>OP/OPA</b>	<b>1,440.00</b>	@
<b>Mount Uva</b>	<b>OP1</b>	<b>1,800.00</b>	@
Spring Valley	PEK/PEK1	1,650.00	
<b>Mount Uva</b>	<b>PEK/PEK1</b>	<b>1,600.00</b>	@
<b>UNORTHODOX HIGH</b>			
Dunsinane CTC	PF1	1,360.00	
Mount Vernon CTC	BPS	980.00	
<b>UNORTHODOX MEDIUM</b>			
New Peacock CTC	PF1	1,280.00	
<b>Rothschild CTC</b>	<b>PF1</b>	<b>1,220.00</b>	@
Donside CTC	BP1	820.00	
Aultmore CTC	BPS	860.00	
<b>UNORTHODOX LOW</b>			
Hingalgoda CTC	PF1	1,650.00	
Ceciliyan CTC	BP1	1,360.00	
Ross Feld CTC	BPS	800.00	

DENOTES – CEYLON TEA BROKERS PLC [@] / ALL TIME RECORD PRICE [\*\*] / EQUAL ALL TIME [\*]  
CEYLON TEA BROKERS PLC – 15 OF 16TH / 17TH APRIL 2024

**TOP PRICES - SALE NO. 15 OF 16TH / 17TH APRIL 2024**

<b>LOW GROWN</b>				<b>(CONT..)</b>			
Pothotuwa	BOP1	3,900.00		<b>A C U Super</b>	<b>FBOPF1</b>	<b>1,850.00</b>	<b>@</b>
New Vithanakande	BOP1	3,700.00		Kolonna Super	FBOPF1	1,850.00	
Lions	BOP1	3,700.00		Green Lanka	FBOPF1	1,850.00	
<b>Mulatiyana Hills</b>	<b>BOP1</b>	<b>3,500.00</b>	<b>@</b>	Dellawa	FBOPF1	1,850.00	
Lumbini	OP1	4,000.00		Gunawardena	FBOPF1	1,850.00	
Sirisili	OP	1,900.00		Bogoda Group	FBOPF1	1,850.00	
Liyonta	OPA	2,000.00		Kiruwanaganga	FBOPF1	1,850.00	
Lumbini	PEK	2,150.00		Makandura	FBOPF1	1,850.00	
Makandura	PEK	2,050.00					
<b>New J.S.P</b>	<b>PEK</b>	<b>1,950.00</b>	<b>@</b>	<b>DUSTS</b>			
Lakvinka	PEK	1,950.00		Mattakelle	DUST1	1,650.00	
<b>Mulatiyana Hills</b>	<b>PEK1</b>	<b>2,350.00</b>	<b>@</b>	Kalubowitiyana CTC	PD	1,480.00	
Golden Garden	BOP	2,150.00		<b>PREMIUM FLOWERY</b>			
Mahaliyadda	BOP	2,000.00		Ethoya Watta	FBOPFSp	6,950.00	
Nawagamuwehena	BOP	2,000.00		H P P Tea	FBOPFExSp	6,450.00	
<b>Talangaha</b>	<b>BOP</b>	<b>1,900.00</b>	<b>@</b>	Garden Leaf	FBOPFExSp1	5,750.00	
New Vithanakande	BOP	1,900.00		<b>Brombil</b>	<b>FBOPFExSp1</b>	<b>4,200.00</b>	<b>@</b>
Pothotuwa	BOP	1,900.00		<b>Peak View Super</b>	<b>FBOPFExSp1</b>	<b>3,700.00</b>	<b>@</b>
New Hopewell	BOP	1,900.00		<b>OFF GRADES</b>			
Wikiliya	BOP	1,900.00		Wanarajah	FGS/FGS1	1,260.00	
Sithaka	BOP	1,900.00		Ceciliyan CTC	PF	1,100.00	
Ceciliyan	BOP	1,900.00		<b>Mount Vernon CTC</b>	<b>PF</b>	<b>960.00</b>	<b>@</b>
Stream Line	BOPSp	2,000.00		Gunawardena	BM	1,320.00	
Sithaka	BOPF	1,950.00		Chandrika Estate	BM	1,220.00	
Chandrika Estate	BOPF	1,320.00		<b>Talangaha</b>	<b>BM</b>	<b>1,160.00</b>	<b>@</b>
<b>Willie Group Super</b>	<b>BOPF</b>	<b>1,300.00</b>	<b>@</b>	Avisawella	BM	1,160.00	
Andaradeniya Super	BOPFSp	1,850.00		Chandrika Estate	BP	1,420.00	
Wattahena	BOPFSp	1,800.00		Liyonta	BOP1A	1,380.00	
<b>Golden Garden</b>	<b>BOPFSp</b>	<b>1,700.00</b>	<b>@</b>	Chandrika Estate	BOP1A	1,380.00	
Sithaka	FBOP	2,650.00		Aldora	BOP1A	1,380.00	
Gunawardena	FBOP	2,400.00		Aldora	BOP1A	1,360.00	
Sunrise	FBOP	2,400.00		<b>Golden Garden</b>	<b>BOP1A</b>	<b>1,340.00</b>	<b>@</b>
<b>Mulatiyana Hills</b>	<b>FBOP</b>	<b>2,350.00</b>	<b>@</b>				
Hidellana	FBOP1	2,150.00					
Lumbini	FBOP1	2,150.00					
<b>Himara</b>	<b>FBOP1</b>	<b>2,000.00</b>	<b>@</b>				
Kolonna Super	FBOP1	2,000.00					
Karawita	FBOPF	2,000.00					
Hadigalla	FBOPF	2,000.00					
Pothotuwa	FBOPF1	1,950.00					
Hidellana	FBOPF1	1,950.00					
Lumbini	FBOPF1	1,950.00					
Stream Line	FBOPF1	1,950.00					
New Vithanakande	FBOPF1	1,900.00					
Pothotuwa	FBOPF1	1,900.00					
Adams View	FBOPF1	1,900.00					
Sunrise	FBOPF1	1,900.00					
Dampahala	FBOPF1	1,900.00					

DENOTES – CEYLON TEA BROKERS PLC [ @ ] / ALL TIME RECORD PRICE [ \* \* ] / EQUAL ALL TIME [ \* ]  
 CEYLON TEA BROKERS PLC – 15 OF 16TH / 17TH APRIL 2024

## Future Sales Information (Sale No.16 of 22nd / 24th April 2024)

EX EST	H/M-OFF GR & DUST	LEAFY/ SEMI LEAFY/ TIPPY/PREM & BOP1A
CTB	Mercantile Produce Brokers (Pvt) Ltd	Bartleet Produce Marketing (Pvt) Ltd
EB	Asia Siyaka Commodities PLC	Mercantile Produce Brokers (Pvt) Ltd
FW	John Keells PLC	Eastern Brokers Ltd
AS	Eastern Brokers Ltd	Forbes & Walker Tea Brokers (Pvt) Ltd
MC	<b>Ceylon Tea Brokers PLC</b>	Lanka Commodity Brokers
BC	Lanka Commodity Brokers	John Keells PLC
LC	Bartleet Produce Marketing (Pvt) Ltd	Asia Siyaka Commodities PLC
JK	Forbes & Walker Tea Brokers (Pvt) Ltd	<b>Ceylon Tea Brokers PLC</b>

**Buyers Prompt:** 30.04.2024

**Sellers Prompt:** 02.05.2024

## Awaiting Sale – Catalogue Details

	SALE OF 22ND/ 24TH APRIL 2024		SALE OF 29TH/ 30TH APRIL 2024	
	LOTS	QTY(KGS)	LOTS	QTY(KGS)
Ex-estate	675	657,769	756	733,004
High And Medium	1,764	811,478	1,833	826,846
Low Grown (Leafy)	1,572	553,786	1,902	701,998
Low Grown (Semi Leafy)	1,107	436,209	1,247	502,851
Low Grown (Tippy)	1,637	740,009	1,873	865,626
Off Grades+BOP1A	2,054	1,020,007	2,263	1,126,489
Dusts	481	423,296	534	455,902
Premium Flowery	275	38,880	341	48,905
<b>Total</b>	<b>9,565</b>	<b>4,681,434</b>	<b>10,749</b>	<b>5,261,621</b>
MAIN SALE & EX ESTATE CLOSED ON	28TH MARCH 2024		04TH APRIL 2024	

---

### SALE NO. 18 – 07TH / 08TH MAY 2024

*Ex-Estate catalogue and Main Sale catalogues are scheduled to be closed on the 18th April 2024.*

### SALE NO. 19 – 14TH / 15TH MAY 2024

*Ex-Estate catalogue and Main Sale catalogues are scheduled to be closed on the 25th April 2024.*

## SALE NO. 20 – 20TH / 21ST MAY 2024

Ex-Estate catalogue and Main Sale catalogues are scheduled to be closed on the 02nd May 2024.

### Elevation Wise – Statistics – Colombo Auction Averages

Elevation	LAST WEEK	WEEK BEFORE LAST	LAST YEAR	YEAR BEFORE
	(RS)	(RS)	(RS)	(RS)
	Sale- 02.04.2024	Sale- 26.03.2024	Corres 2023	Corres 2022
Uva High	1166.76	1189.25	1178.78	1093.35
Western High	1234.70	1259.68	1325.59	1029.37
CTC High	1141.97	1067.14	1257.75	815.49
Total High Grown	1209.07	1237.75	1281.45	1049.10
Uva Medium	1152.83	1205.40	1131.36	1145.13
Western Medium	1048.36	1114.61	1088.74	980.39
CTC Medium	991.43	1017.87	1131.45	784.37
Total Medium Grown	1085.52	1144.57	1102.22	1038.48
Orthodox Low	1317.23	1364.56	1324.62	1300.09
CTC Low	962.93	1044.92	967.16	791.63
Total Low Grown	1293.20	1341.74	1298.70	1265.48
TOTAL	1234.59	1279.97	1262.41	1190.30

Elevation	LAST WEEK	WEEK BEFORE LAST	LAST YEAR	YEAR BEFORE
	(\$)	(\$)	(\$)	(\$)
	Sale- 02.04.2024	Sale- 26.03.2024	Corres 2023	Corres 2022
Uva High	3.89	3.93	3.60	3.52
Western High	4.11	4.16	4.05	3.31
CTC High	3.80	3.52	3.84	2.62
Total High Grown	4.03	4.09	3.91	3.37
Uva Medium	3.84	3.98	3.45	3.68
Western Medium	3.49	3.68	3.32	3.15
CTC Medium	3.30	3.36	3.45	2.52
Total Medium Grown	3.62	3.78	3.37	3.34
Orthodox Low	4.39	4.51	4.04	4.18
CTC Low	3.21	3.45	2.95	2.55
Total Low Grown	4.31	4.43	3.97	4.07
TOTAL	4.11	4.23	3.85	3.83



Elevation	TODATE	TODATE	TODATE	TODATE	TODATE	TODATE
	2022	2023	2024	2022	2023	2024
	(RS)	(RS)	(RS)	(\$)	(\$)	(\$)
Uva High	721.33	1216.75	1116.90	2.95	3.51	3.59
Western High	758.22	1435.92	1200.29	3.10	4.15	3.86
CTC High	641.72	1249.88	1126.69	2.62	3.61	3.63
Total High Grown	747.93	1377.01	1178.76	3.05	3.98	3.79
Uva Medium	760.17	1200.68	1167.46	3.10	3.47	3.76
Western Medium	675.00	1185.21	1118.87	2.76	3.42	3.60
CTC Medium	573.74	1129.33	970.37	2.34	3.26	3.12
Total Medium Grown	700.00	1189.82	1133.05	2.86	3.44	3.65
Orthodox Low	868.92	1479.91	1415.27	3.55	4.27	4.55
CTC Low	566.59	1028.25	1047.60	2.31	2.97	3.37
Total Low Grown	846.62	1454.77	1389.89	3.46	4.20	4.47
TOTAL	801.51	1398.67	1304.47	3.27	4.04	4.20

Cumulative Sale Averages – 1 USD = Rs. (Monthly Weighted Average)	244.91	346.30	310.79
-------------------------------------------------------------------	--------	--------	--------

## World Tea Production (In Million Kilos)

Country	Month	Month		To-date		Diff (+/-)
		2023	2024	2023	2024	2023 vs 2024
Sri Lanka	Feb	18.7	20.0	37.2	38.5	1.3
Bangladesh	Feb	0.05	0.04	0.41	0.22	-0.19
Kenya	Feb	32.7	55.4	87.6	114.4	26.8
Malawi	Jan	6.4	7.2	6.4	7.2	0.8
South India	Jan	13.6	17.0	13.6	17.0	3.4

Country	Month	Month		To-date		Diff (+/-)
		2022	2023	2022	2023	2022 vs 2023
North India	Dec	50.0	59.8	1,134.5	1,131.7	-2.8

## Sri Lanka Tea Sale Averages - Sub Elevation Wise - Month of March 2024

### Sri Lanka Tea Sale Averages - Sub Elevation Wise – Month of March 2024 (Excluding Black tea sales from refuse tea processing centres, Organic tea sales and Green tea sales)

#### Combined Averages (Orthodox & CTC)

ELEVATION	MARCH 2024	JANUARY TO MARCH – 2024
UVA HIGH	1,224.21	1,111.46
WESTERN HIGH	1,295.73	1,205.73
<b>TOTAL HIGH GROWN</b>	<b>1,275.45</b>	<b>1,181.44</b>
UVA MEDIUM	1,240.05	1,160.42
WESTERN MEDIUM	1,162.10	1,126.89
<b>TOTAL MEDIUM GROWN</b>	<b>1,186.86</b>	<b>1,136.82</b>
<b>LOW GROWN</b>	<b>1,371.50</b>	<b>1,395.41</b>
<b>TOTAL</b>	<b>1,316.74</b>	<b>1,307.65</b>

#### CTC Averages

ELEVATION	MARCH 2024	JANUARY TO MARCH - 2024
CTC HIGH	1,126.63	1,126.72
CTC MEDIUM	1,016.49	963.70
CTC LOW	1,021.16	1,055.27
<b>CTC TOTAL</b>	<b>1,047.81</b>	<b>1,046.10</b>

#### Orthodox Averages

ELEVATION	MARCH 2024	JANUARY TO MARCH - 2024
UVA HIGH	1,230.65	1,107.79
WESTERN HIGH	1,324.70	1,217.59
<b>TOTAL HIGH GROWN</b>	<b>1,297.40</b>	<b>1,188.57</b>
UVA MEDIUM	1,240.05	1,160.42
WESTERN MEDIUM	1,210.63	1,184.16
<b>TOTAL MEDIUM GROWN</b>	<b>1,221.90</b>	<b>1,175.55</b>
<b>LOW GROWN</b>	<b>1,402.90</b>	<b>1,424.74</b>
<b>TOTAL</b>	<b>1,349.48</b>	<b>1,337.97</b>

### Sri Lanka Tea Sale Averages - Elevation Wise – Month of March 2024 (Including Black tea sales from refuse tea processing centres, Organic tea sales and Green tea sales)

ELEVATION	MARCH				JANUARY TO MARCH			
	2024		2023		2024		2023	
	LKR	USD	LKR	USD	LKR	USD	LKR	USD
HIGH GROWN	1,241.93	4.06	1,303.85	3.96	1,155.72	3.69	1,366.82	3.89
MEDIUM GROWN	1,173.37	3.84	1,127.89	3.42	1,122.70	3.59	1,209.97	3.44
LOW GROWN	1,357.32	4.44	1,282.79	3.89	1,380.67	4.41	1,450.21	4.13
<b>TOTAL</b>	<b>1,296.60</b>	<b>4.24</b>	<b>1,263.00</b>	<b>3.83</b>	<b>1,287.14</b>	<b>4.11</b>	<b>1,395.56</b>	<b>3.97</b>

(Source: SLTB / CBSL)

CEYLON TEA BROKERS PLC



**Sri Lanka Tea Sale Averages for the Month of March 2024** recorded Rs. 1,296.60 (USD 4.24) vis-à-vis Rs.1,263.00 (USD 3.83) (+Rs.33.60) in 2023. High Grown for the month of March was Rs.1,241.93 as against Rs.1,303.85 (-Rs.61.92) in 2023. Medium Grown recorded Rs.1,173.37

*vis-à-vis Rs.1,127.89 (+Rs.45.48) in 2023. Low Growns achieved Rs.1,357.32 vis-à-vis Rs.1,282.79 (+Rs.74.53) in 2023.*

*Cumulative figure for January / March stood at Rs.1,287.14 vis-à-vis Rs.1,395.56 in 2023. High Growns recorded Rs.1,155.72 as against Rs.1,366.82 in 2023. Medium Grown was Rs.1,122.70 vis-à-vis Rs.1,209.97 in 2023. Low Growns recorded Rs.1,380.67 vis-à-vis Rs.1,450.21 in 2023. All three elevations recorded a drop in Rupee value. However, Medium & Low Growns recorded an increase whereas High Growns achieved a drop in Dollar value when compared to the corresponding period in 2023.*

*The total CTC average for the month of March 2024 was Rs.1,047.81. CTC High Growns recorded Rs.1,126.63; CTC Medium Growns were at Rs.1,016.49 whilst Low Growns recorded Rs.1,021.16.*

---

## Sri Lanka Tea Exports - March 2024

### Sri Lanka Tea Exports - March 2024

Description	March -- 2024			March -- 2023		
	Quantity (Kg)	Value (Rs)	FOB Price per Kg	Quantity (Kg)	Value (Rs)	FOB Price per Kg
Tea in Bulk	9,400,084	14,308,061,120	1,522.12	7,464,998	12,266,918,662	1,643.26
Tea in Packets	8,750,254	14,796,571,068	1,690.99	7,642,165	14,637,157,116	1,915.32
Tea in Bags	2,450,396	6,699,434,351	2,734.02	2,197,666	6,746,432,127	3,069.82
Instant Tea	242,152	727,208,133	3,003.10	318,112	1,123,481,635	3,531.72
Green Tea	408,826	1,633,937,630	3,996.66	352,814	1,516,725,615	4,298.94
<b>Grand Total</b>	<b>21,251,712</b>	<b>38,165,212,302</b>	<b>1,795.87</b>	<b>17,975,754</b>	<b>36,290,715,155</b>	<b>2,018.87</b>
Approx. \$ Value		\$ 124,859,608.73	\$ 5.88		\$ 110,148,484.01	\$ 6.13

Description	January -- March 2024			January -- March 2023		
	Quantity (Kg)	Value (Rs)	FOB Price per Kg	Quantity (Kg)	Value (Rs)	FOB Price per Kg
Tea in Bulk	29,008,833	44,079,812,503	1,519.53	22,544,401	38,503,653,561	1,707.90
Tea in Packets	24,885,421	42,121,653,066	1,692.62	23,945,383	46,463,851,645	1,940.41
Tea in Bags	6,582,567	17,983,235,427	2,731.95	5,716,646	17,759,370,266	3,106.61
Instant Tea	688,331	2,146,229,377	3,118.02	792,829	2,984,666,482	3,764.58
Green Tea	1,162,901	4,577,378,237	3,936.17	1,084,077	4,512,592,731	4,162.61
<b>Grand Total</b>	<b>62,328,053</b>	<b>110,908,308,610</b>	<b>1,779.43</b>	<b>54,083,336</b>	<b>110,224,134,685</b>	<b>2,038.04</b>
Approx. \$ Value		\$ 354,192,535.40	\$ 5.68		\$ 313,769,633.88	\$ 5.80

### FOB PRICES VS DOLLAR RATE – JANUARY TO MARCH 2024 VS 2023

Month	Year - 2024			Year - 2023		
	FOB	FOB \$	CBSL \$ Rate	FOB	FOB \$	CBSL \$ Rate
January	1,748.92	5.45	321.17	2,055.34	5.67	362.42
February	1,789.43	5.72	312.58	2,040.25	5.64	361.98
March	1,795.87	5.88	305.67	2,018.87	6.13	329.47



## SRI LANKA TEA EXPORTS – COUNTRY WISE

Country	Jan to Mar 2024 Qty (Kg)	Jan to Mar 2023 Qty (Kg)	Diff. in Qty (M.Kg)
Iraq	8,417,602	5,790,402	2.63
U.A.E.	7,007,556	4,479,435	2.53
Russia	6,427,343	5,656,838	0.77
Turkey	4,082,672	6,845,712	-2.76
Iran	3,462,293	1,300,573	2.16
Other Cis Countries	2,924,157	2,807,970	0.12
Saudi Arabia	2,588,820	1,858,664	0.73
China	2,411,729	2,237,935	0.17
Germany	2,287,761	1,504,496	0.78
Chile	2,183,249	1,181,501	1.00
Syria	1,950,495	1,360,910	0.59
Jordan	1,620,518	1,531,006	0.09
U.S.A.	1,578,649	1,276,846	0.30
Japan	1,184,280	1,155,367	0.03
Libya	1,030,450	2,244,186	-1.21
Taiwan	944,238	872,300	0.07
Hong Kong	910,648	701,211	0.21
Poland	857,601	833,686	0.02
Italy	844,731	381,613	0.46
Belgium	784,088	788,638	-0.00
Australia	730,754	490,463	0.24
Kuwait	618,679	322,276	0.30
Ukraine	564,934	596,399	-0.03
Ireland	541,206	658,525	-0.12
Lebanon	430,394	887,103	-0.46
Netherlands (Holand)	428,351	499,340	-0.07
South Africa	388,117	331,419	0.06
Israel	354,103	580,611	-0.23
Ghana	318,435	235,595	0.08
Albania	313,285	164,601	0.15
Other	4,140,919	4,507,715	-0.37
<b>Total</b>	<b>62,328,053</b>	<b>54,083,336</b>	<b>8.24</b>

(Source: SL Customs - Statistical Division)

CEYLON TEA BROKERS PLC



Total quantity of tea exported for the month of March 2024 including Re-Exports with imported Tea amounted to 21.25 Mn/kg, recording an increase of +3.28 Mn/kg (+18.22%) compared to the same period last year. The FOB price per Kg for the month was LKR 1,795.87 vis-à-vis LKR 2,018.87 (-LKR 223.00). Total export earnings recorded an increase of LKR 1.87 billion (+5.17%) in 2024 as against the same month last year.

*Cumulative exports for the period January to March 2024 including Re-Exports with imported Tea amounted to 62.33 Mn/kg, showing an increase of 8.24 Mn/Kg (15.24%) compared to last year. The FOB price per Kg for January to March 2023 recorded LKR 1,779.43 vis-à-vis LKR 2,038.04 for the corresponding period in 2023 (-LKR 258.61). Total export value for the period under reference showed an increase of LKR 0.68 billion (+0.62%) compared to 2023.*

*Equivalent USD export earnings for the cumulative period January to March 2023 amounted to approximately USD 354.19 million compared with USD 313.77 million in the same period last year showing an increase of approximately USD 40.42 million. Country wise analysis of exports reveals that Iraq has emerged as the largest export destination from Sri Lanka followed by U.A.E and Russia.*

---

## **Other Markets**



## **Mombasa Auction of 15th / 16th April 2024**

---

*There was less demand at lower levels for the 250,177 packages (16,873,152.00 kilos) on offer with 46.09% remaining unsold. Bazaar, Pakistan Packers and Egyptian Packers showed reduced support with less enquiry from Afghanistan, Yemen and other Middle Eastern countries. UK, Russia, Kazakhstan and other CIS states lent more selective interest with Sudan less active. Local*

*Packers were less active while Iran were absent. Somalia were active at the lower end of the market.*

**BP1:** *Best – Saw reduced enquiry and were firm to USC42 easier with a few teas discounted by USC72 and USC103. Brighter – Steady to USC53 below last levels. Mediums – KTDA mediums were firm where sold with a number of lines neglected while plantation mediums were steady to easier by up to USC44. Lower Medium – Lost up to USC32. Plainer – Were irregular varying between firm to USC12 dearer to easier by up to USC20.*

**PF1:***Best – Ranged between steady to USC10 dearer and select invoices appreciated by USC65 to easier by up to USC9. Brighter – Irregular with some teas firm to USC8 dearer while others lost up to USC12. Mediums – KTDA mediums were firm to USC22 below previous prices while plantation mediums were steady to USC17 easier. Lower Medium – Most lines eased by up to USC20, a few teas however were steady to USC12 dearer. Plainer – Varied between USC10 dearer to easier by USC8.*

**PDUST:** *Best – Met reduced competition and lost up to USC20 with select teas discounted by USC103. Brighter – Steady to USC19 below previous levels. Mediums – KTDA mediums were firm at reserve price levels with a few lines appreciating by up to USC5 but a number of teas were neglected. Plantation mediums were mostly easier by up to USC25 with only a few lines appreciating by up to USC12. Lower Medium – Were firm to irregularly easier by up to USC37 with select invoices appreciated by up to USC17. Plainer – Varied between steady to USC6 dearer to easier by up to USC16.*

**DUST1:** *Best – Steady to USC17 below last levels. Brighter – Firm to easier by up to USC14. Mediums – KTDA mediums were steady at previous levels with plantation mediums irregular varying between firm to USC26 dearer to easier by up to USC16. Lower Medium – Lost up to USC17 but a few teas gained up to USC13. Plainer – Irregular ranging between firm to USC10 dearer to easier by up to USC16.*

**SECONDARY GRADES (S1)** – *In the Secondary Catalogues, BPs were firm with PFs about steady. Clean well sorted coloury Fannings were held value while similar DUSTs tended dearer. Other Fannings were firm with DUSTs irregular but mostly easier. BMFs were well absorbed.*

**(Courtesy - Africa Tea Brokers Limited)**

---

## Jakarta Auction of 11th April 2024

---

### **CTC LEAF**

*DEMAND: Fair demand.*

*MARKET: The total CTC leaf teas sold this week was 74.06% (734,312.16kgs) of the total offering of 991,445.72kgs.*

*BEST: All sorts faced some withdrawals with a limited weight of teas in this segment sold. The larger broken and fanning grade shed prices substantially whilst medium and smaller broken saw a price decline of Rs. 4 to 8.*

*GOOD: The larger broken sold irregularly, whilst the medium & smaller broken sold easier irregularly and also faced some out lots. Fanning grades were discounted and barely few lots were sold.*

*BETTER MEDIUM: All sorts in this category sold easier by Rs. 2 to 4 except for the fanning, especially the cleaner blacker types which saw a firm to dearer prices.*

### **MEDIUM**

*Larger broken grade saw a price decline of Rs. 1 to 2 whilst the medium & smaller broken sold barely steady to easier, the fannings saw a firm to dearer market.*

*PLAINER: All sorts sold at barely steady levels.*

### **ORTHODOX LEAF**

*DEMAND: Good demand.*



*MARKET: The high grown whole leaf grades firm to dearer especially on cleaner, blacker types. The high grown broken sold fully firm. Fanning fetched a couple of rupees more than last. Other whole leaf sold dearer by up to Rs. 3 to 4. Broken & fanning were sold firm to dearer.*

### **CTC DUST**

*DEMAND: Good Demand.*

*MARKET: CTC dust offer this week was at 293,298.25kgs of which 254,230.82kgs were sold (86.68%).*

*PD: Best category PD sold steady to easier. Good and better mediums at the lower end were steady whilst the top end eased substantially. Medium & plainer teas sold firm to dearer by up to Rs.3.*

*RD: Best category sold barely steady to easier. Good teas sold steady fetched barely steady to easier prices. Medium and plainer teas sold steady.*

### **ORTHODOX DUST**

*DEMAND: Good demand.*

*MARKET: High grown primary dust sold at irregular prices with larger volume in this category remaining unsold. Secondary teas sold at irregular prices. Other category primary dust sold steady. Secondary grades continue to suffer some withdrawals.*

***(Courtesy - J.Thomas & Co. Pvt. Ltd)***

---

## Kolkata Auction of 16th April 2024

---

*Good demand. Good Assams are selling in line with quality. Remainder easier. Dooars irregular following quality. Western India - Selective, Internal / Local - Operating Based on AB / JT Catalogue.*

*(Courtesy - Associated Brokers Pvt. Ltd. Kolkata)*

---

## Malawi Auction of 17th April 2024

---

*There was less and selective interest at generally firm rates where sold for the 8060 packages on offer.*

*BP1 - Not supported.*

*PF1/PD - Sold at firm rates where sold.*

*D1 - Few invoices on offer fetched up to 7USC dearer on last.*

*PF1SC - Few selected invoices sold at last levels, balance neglected.*

*F1 - Few on offer sold 2-5USC below valuation. D2 tended firm.*

*(Courtesy - Tea Brokers Central Africa Limited)*

---

## Bangladesh / Guwahati Auction

---

*The above market report details were not available at the time of printing this publication.*

---



CEYLON TEA BROKERS PLC