



Ceylon Tea Brokers

HAPPY SINHALA AND TAMIL NEW YEAR 2024





**Ceylon Tea
Brokers**



MARKET SNAPSHOT

SALE NO. 14 OF 02ND / 03RD APRIL 2024

CEYLON TEA BROKERS PLC

Level 7, Millenium House, No.46/58, Nawam Mawatha, Colombo 2.

Tel:011-4607777 Fax: 011-4607788

Email: general@ceylontebrokers.com ; Web: www.ceylontebrokers.com

Lower demand all-round.



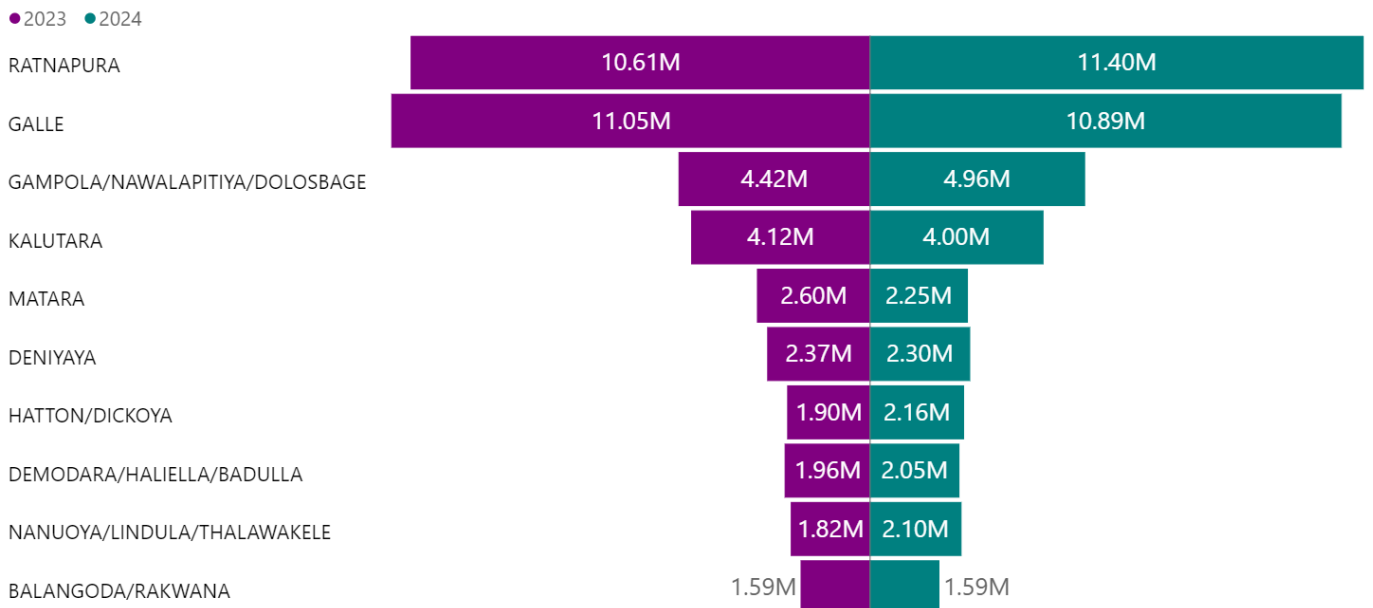
Currency - 03rd April
LKR/USD 295.25

March (04th Sale)
Rs. 1,316.66
USD 4.46

Elevation Average

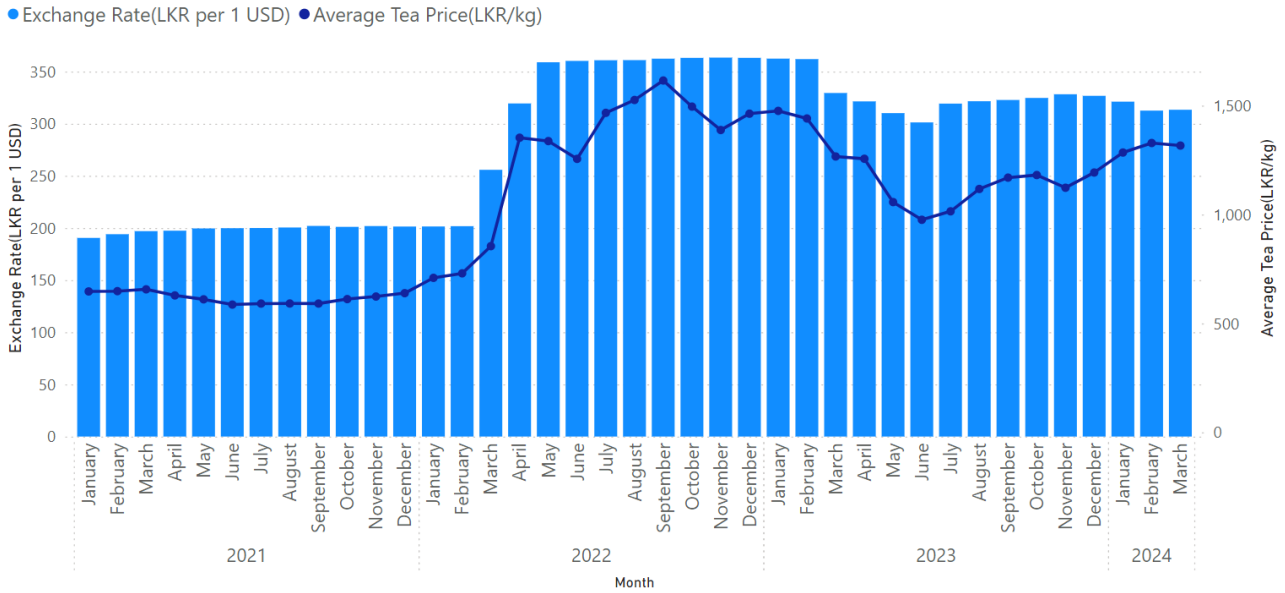
ELV	RS	USD
High	1,278.66	\$ 4.33
Medium	1,186.29	\$ 4.02
Low	1,370.28	\$ 4.64

TOP 10 AGRO CLIMATIC DISTRICTS ON TEA SOLD QUANTITY (IN MN/KGS) YTD – MARCH 2024 VS 2023



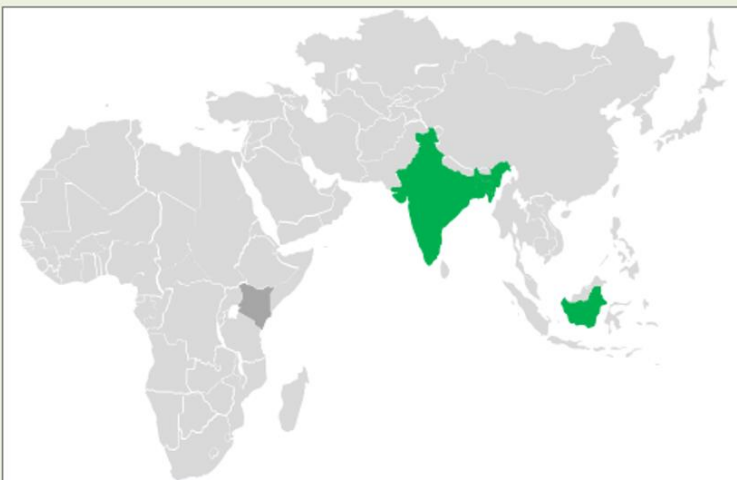
(Source : S S P)








MONTHLY SRI LANKAN AVERAGE TEA SOLD PRICE (LKR/KG) VS EXCHANGE RATE (LKR PER 1 USD) 2021 - 2024



(Source : ssp, International Finance Statistics – Central Bank)

MARKET MOVEMENT AT INTERNATIONAL AUCTION CENTERS THIS WEEK



-  Bangladesh 
-  India 
-  Indonesia 
-  Kenya market report details were not available at the time of printing this publication.

COMMENTS

Sale	Ex-Estate		Low Grown (Leafy/Tippy)		Total	
	Qty	Demand	Qty	Demand	Qty	Demand
14	0.74 MKGs	Lower	2.03 Mkgs	Lower	5.2 MKGs	Lower

WESTERN				
	SELECT BEST	BEST	BELOW BEST	PLAINER
BOP	↓ 100/-	↓ 80/-	↓ 100/-	↓ 100/-
BOPF	↓ 70/-	↓ 50/-	↓ 50/-	↓ 30/-

	NUWARA ELIYA	UDA PUSSELLAWA	UVA
BOP	Firm	↓ 50/-	↓ 30/-
BOPF	Firm	Firm	↓ 40/-

	HIGH	MEDIUM	LOW
BP1	N/A	↓ 100/-	↓ 100/-
PF1	↑ 20/-	↓ 50/-	↓ 30/-

HIGH & MEDIUM				
	SELECT BEST	BEST	BELOW BEST	OTHERS
BOP1	↓ 50/-	↓ 100/-	↓ 100/-	↓ 50/-
OP1	Firm	↑ 50/-	↑ 50/-	Firm
FBOP	↓ 50/-	↓ 50/-	↓ 50/-	↓ 50/-
FBOPF1	↓ 50/-	↓ 100/-	↓ 100/-	↓ 50/-
PEK	↓ 50/-	↓ 50/-	↓ 50/-	↓ 50/-
PEK1	↓ 50/-	↓ 100/-	↓ 100/-	↓ 50/-
OP/OPA	↓ 50/-	Firm	Firm	Firm

LEAFY / SEMI LEAFY				
	SELECT BEST	BEST	BELOW BEST	OTHERS
OP1	↓ 80/-	↓ 80/-	↓ 40/-	Firm
BOP1	↓ 80/-	↓ 80/-	↓ 50/-	↓ 50/-
OP/OPA			↓ 40/-	
PEK			↓ 60/-	
PEK1			↓ 50/-	

SMALL LEAF / TIPPY				
FBOP	↓ 50/-	↓ 50/-	↓ 40/-	↓ 40/-
FBOP1	↓ 40/-	↓ 60/-	↓ 20/-	↓ 40/-
FBOPF1	↓ 100/-	↓ 80/-	↓ 80/-	↓ 60/-

PREMIUM FLOWERY		
	FBOPFEXSP	FBOPFSP
Select Best	↓ 200-400/-	↓ 100/-
Best	↓ 100-200/-	↓ 50-100/-
Below Best	↓ 100/-	↓ 100/-
Others	↓ 100/-	↓ 50-100/-



Crude Oil

As of 03rd April 2024: USD 89.68

HOLIDAY NOTICE

CEYLON TEA BROKERS PLC

Please note that our Head Office, Warehouse and Sample Room will be closed for business on the following days:

Thursday - 11th April 2024 - Half Day (Holiday in lieu of Sinhala & Tamil New Year Day)

Friday 12th & Saturday 13th April 2024 - Sinhala & Tamil New Year Day

DILMAH CEYLON TEA COMPANY PLC

Please note that Dilmah Ceylon Tea Company PLC factory will be closed from **09th to 17th April 2024** due to Sinhala & Tamil New Year holidays.

CEYLON TEA PLANTATION EXPORTS (PTE) LTD

Please note that Ceylon Tea Plantation Exports office and warehouse will be closed from **09th April to 15th April 2024** due to Sinhala & Tamil New Year holidays.

CURRENCY BOARD – AS AT 03RD APRIL 2024

	United States Dollars (USD)		European Community Euro (EUR)		United Kingdom pounds (GBP)	
	Corresponding		Corresponding		Corresponding	
	2024	2023	2024	2023	2024	2023
Sri Lankan Rupee	295.25	316.75	316.48	342.05	369.63	388.95

(Courtesy - Central Bank of Sri Lanka)

Indian Rupee	83.37	82.17	89.62	89.07	104.72	101.30
Kenyan Shilling	130.47	131.58	140.25	142.62	163.88	162.20
Bangladesh Taka	108.56	105.88	116.69	114.77	136.35	130.52
Indonesian Rupiah	15,925.40	14,957.20	17,118.90	16,212.20	20,003.30	18,437.60
Malawi Kwacha	1,722.75	1,009.52	1,851.86	1,094.23	2,163.88	1,244.43
Vietnam Dong	24,875.50	23,447.50	26,739.70	25,414.90	31,245.10	28,903.40

(Courtesy - Oanda Corporation)

SRI LANKA RUPEE AGAINST US DOLLAR

TIME PERIOD 28/03/2024 TO 03/04/2024 (SPOT / BUYING RATE)

28/03/2024	295.54	02/04/2024	295.20
01/04/2024	295.58	03/04/2024	295.25

(Courtesy - Central bank of Sri Lanka)

QUANTITY SOLD DURING THE PERIOD 25TH – 30TH MARCH 2024

	2024		2023	
	WEEKLY	TODATE	WEEKLY	TODATE
PRIVATE SALES	124,367.00	1,423,451.40	115,610.25	1,306,818.45
PUBLIC AUCTION	4,739,204.00	60,570,756.50	4,497,314.00	58,098,548.50
FORWARD CONTRACTS	49,840.00	319,120.00	112,560.00	864,928.00
DIRECT SALES	-	-	-	-
TOTAL	4,913,411.00	62,313,327.90	4,725,484.25	60,270,294.95
BMF EXCLUDED FROM PRIVATE SALE	47,669.00	496,710.00	21,626.00	623,885.00

TEA
TECH
TIPS



When spreading dhool for fermentation, it is important that the leaves are spread loosely without compacting so that oxygen from the air can penetrate deep and cause better fermentation to take place.

CROP AND WEATHER (FOR THE PERIOD 26TH MARCH - 01ST APRIL 2024)

The Western and Nuwara Eliya planting districts experienced sunny weather. The Department of Meteorology forecasts afternoon showers in the Western region.

The Uva/Udapussellawa's reported bright mornings followed by scattered evening showers. Misty conditions and showers are to be expected in both regions.

The Low grown's experienced sunny mornings followed by evening showers. Misty conditions and heavy showers are to be expected in the Low grown district.

All districts recorded a decline in their crop intakes except for the Nuwara Eliya's which reported an increase.

WEATHER FORECAST (FOR THE PERIOD 04TH – 10TH APRIL 2024)

	Thu(04/04)	Fri(05/04)	Sat(06/04)	Sun(07/04)	Mon(08/04)	Tue(09/04)	Wed(10/04)
GALLE	33°/27°C 	33°/28°C 	32°/27°C 	33°/27°C 	34°/25°C 	32°/25°C 	33°/24°C
MATARA	35°/25°C 	35°/26°C 	33°/25°C 	34°/25°C 	33°/25°C 	34°/24°C 	33°/24°C
RATNAPURA	34°/23°C 	34°/24°C 	34°/24°C 	34°/23°C 	36°/22°C 	36°/22°C 	35°/21°C
HATTON/ TALAWAKELLE	29°/18°C 	29°/18°C 	29°/17°C 	29°/17°C 	32°/17°C 	31°/17°C 	30°/17°C

ORDER OF SALE THIS WEEK

EX EST	H/M-OFF GR & DUST	LEAFY/ SEMI LEAFY/ TIPPY/PREM & BOP1A
LC	Bartleet Produce Marketing (Pvt) Ltd	Asia Siyaka Commodities PLC
BC	Forbes & Walker Tea Brokers (Pvt) Ltd	Ceylon Tea Brokers PLC
JK	Mercantile Produce Brokers (Pvt) Ltd	Bartleet Produce Marketing (Pvt) Ltd
CTB	Asia Siyaka Commodities PLC	Mercantile Produce Brokers (Pvt) Ltd
EB	John Keells PLC	Eastern Brokers Ltd
FW	Eastern Brokers Ltd	Forbes & Walker Tea Brokers (Pvt) Ltd
AS	Ceylon Tea Brokers PLC	Lanka Commodity Brokers
MC	Lanka Commodity Brokers	John Keells PLC

CATALOGUE	LOTS	QTY (KGS)
EX-ESTATE	750	739,576
HIGH AND MEDIUM	1,820	846,139
LOW GROWN (LEAFY)	1,737	648,737
LOW GROWN (SEMI LEAFY)	1,202	492,639
LOW GROWN (TIPPY)	1,875	888,323
OFF GRADES + BOP1A	2,220	1,124,193
DUSTS	494	419,052
PREMIUM FLOWERY	259	36,425
TOTAL	10,357	5,195,084

HIGH GROWN TEAS

BOP Best Western's declined by Rs.80-100/- per kg. Below best and plainer types too were lower by a similar margin and at times more. Nuwara Eliya's sold around last. Uda Pussellawa's were eased by Rs.50/- per kg. Uva's lost by Rs.30/- per kg.

BOPF Best Western's selected invoices declined sharply whilst others were lower by Rs.70/- per kg. Below best declined by Rs.50/- per kg whilst plainer types were lower to a lesser extent. Nuwara Eliya's were generally firm. Uda Pussellawa's sold around last. Uva's declined by Rs.30-50/- per kg.

MEDIUM GROWN TEAS

BOP1 Select best were lower by Rs.50/- per kg. Best and Below best were easier by Rs.100/- per kg whilst the others dropped by Rs.50/- per kg.

OP1 Select best held firm. Best and below best moved up by Rs.50/- per kg. Others were maintained.

OP/OPA Select best were lower by Rs.50/- per kg whilst all others remained unchanged.

PEKOE/PEKOE1 **PEK** – In general, lower by Rs.50/- per kg.
PEK1 – Select best were easier by Rs.50/- per kg. Best and below best dropped by Rs.100/- per kg. Others lost by Rs.50/- per kg.

FBOP/FBOPF1 **FBOP** – Overall, easier by Rs.50/- per kg.
FBOPF1 – Select best were lower by Rs.50/- per kg. Best and below best were easier by Rs.100/- per kg. Others dropped by Rs.50/- per kg.

CTC

HIGH GROWN **BP1** – N/A
PF1 – Dearer by Rs.20/- per kg.

MEDIUM GROWN **BP1** – Lower by Rs.100/- per kg.
PF1 – Easier by Rs.50/- per kg.

LOW GROWN **BP1** – Dropped by Rs.100/- per kg.
PF1 – Lost by Rs.30/- per kg.

QUOTATIONS-HIGH GROWNS	BOP		BOPF	
BEST WESTERNS	1320	1850	1380	1650
BELOW BEST WESTERNS	1200	1280	1300	1340
PLAINER WESTERNS	1060	1120	1220	1280
NUWARA ELIYAS	1500	1550	1420	1440
UDAPUSSELLAWAS	920	1140	1060	1260
BEST UVAS	1240	1340	1280	1360
OTHER UVAS	1140	1220	1180	1360
GOOD MEDIUMS	1420	1650	1260	1300
POOR MEDIUMS	960	1040	830	1200
QUOTATIONS – UNORTHODOX	BP1		PF1	
(CTC) CTC (High & Medium)	1100		1100	1300
CTC (Low)	N/A		980	1600

LOW GROWN

BOP1	Select best and best were firm whilst balance eased.
OP1	Select best together with best and below best were easier. Poorer sorts maintained.
OP	Select best held firm whilst best and below best were firm to lower. Poorer sorts maintained.
OPA	Select best together with best and below best were firm. Poorer sorts were dearer.
PEKOE/PEKOE1	PEK's in general were lower, whilst PEK1's held firm.
FBOP/FBOP1	Select best were lower, whilst below best and others held firm.
BOP	Select best and best were lower whilst below best and others were barely steady.
BOPF	All-round lower.
FBOPF/FBOPF1	Select best FBOPF's were lower, whilst all others held firm. All round FBOPF1's were lower.

QUOTATIONS	SELECT BEST	BEST	BELOW BEST	OTHER
BOP1	2,450-4,000	1,800-2,200	1,200-1,600	900-1,200
OP1	3,500-3,950	2,200-3,000	1,400-2,200	800-1,200
OP	1,600-1,900	1,400-1,550	1,100-1,400	900-1,000
OPA	1,450-2,000	1,300-1,450	1,200-1,300	800-1,100
PEKOE	1,350-2,200	1,200-1,320	1,100-1,150	850-1,100
PEKOE1	1,400-2,050	1,300-1,400	1,100-1,300	850-1,100
FBOP1	1,450-2,350	1,200-1,400	900-1,100	Below 850
FBOP	1,750-2,500	1,400-1,600	1,200-1,350	Below 1000
BOP	1,650-2,050	1,450-1,650	1,200-1,400	Below 1000
BOPF	1,000-2,050	850-950	750-820	Below 720
FBOPF1	1,650- 2,100	1,400-1,6500	1,200-1,400	Below 1000
FBOPF	1,200-2,050	1,000-1,150	850-950	Below 800
FFSP/FFEXSP/FFEXSP1	4,200-5,450	2,800-3,800	1,500-2,600	Below 1,300

OFF GRADES

FGS/FGS1 High grown were lower by Rs.40-60/- per kg. Medium and low grown declined by Rs. 20-30/- per kg. CTC's were lower by Rs.30-40/- per kg.

BM/BP **BM** – Cleaner varieties shed by Rs. 30-40/- per kg. Below best maintained. Bottom eased by Rs. 30-40/- per kg.

BP – In general, declined by Rs. 20-40/- per kg.

BOP1A Best varieties declined by Rs.50 -70/- per kg and more as the sale progressed. Below Best were lower by Rs.30-40/- per kg, whilst the poorer sorts were easier by Rs.20-30/- per kg.

	HIGH		MEDIUM		LOW	
FNGS	650	1,320	660	1,000	550	940
P.FGS (CTC)	960	980	680	980	670	1,120
BP	680	1,500	670	1,100	640	1,600
BM	610	890	650	870	600	1,060
BOP1A	710	850	720	960	710	1,360

DUST

DUST1 Best and below best declined by Rs. 40 – 60/- per kg. CTC's lost by Rs. 50-60/- per kg. Best low grown lower by Rs. 40-60/- per kg whilst Below best lost by Rs. 30 60/- per kg.

DUST Cleaner secondaries and low grown maintained.

	HIGH		MEDIUM		LOW	
PRIMARY DUSTS	1,300	1,650	1,060	1,280	820	900
SECONDARY DUSTS	900	1,250	850	1,000	700	810
PDUST (CTC)	1,080	1,180	1,060	1,200	1,100	1,420

TOP PRICES - SALE NO. 14 OF 02ND / 03RD APRIL 2024

WESTERN MEDIUM			
Harangalla	BOP	1,750.00	
Craighead	BOPSp	1,600.00	
Craighead	BOPF/BOPFSp	1,650.00	
Dartry Valley	BOP1	2,650.00	
Harangalla	FBOP/FBOP1	2,550.00	
Harangalla	FBOPF/FBOPF1	1,800.00	
Craighead	OP/OPA	1,550.00	
Harangalla	OP1	2,050.00	
New Rothschild	OP1	1,900.00	@
Craighead	PEK/PEK1	1,700.00	
WESTERN HIGH			
Norwood	BOP	1,850.00	
Wattegodde	BOPSp	1,420.00	
Robgill	BOPF/BOPFSp	1,650.00	
Inverness	BOP1	1,950.00	
Weddemulla	FBOP/FBOP1	1,800.00	@
Inverness	FBOPF/FBOPF1	1,800.00	
Inverness	OP/OPA	1,550.00	
Bambrakelly	OP1	1,750.00	
Somerset	PEK	1,600.00	
Glenloch	PEK1	1,380.00	
Bogahawatte	PEK1	1,340.00	@
NUWARA ELIYA			
Mahagastotte	BOP	1,550.00	
Lovers Leap	BOP	1,550.00	
Mahagastotte	BOPF/BOPFSp	1,440.00	
Kenmare	FBOP/FBOP1	1,750.00	
Court Lodge	OP/OPA	1,550.00	
Mahagastotte	PEK/PEK1	1,650.00	
UDA PUSSELLAWAS			
Mooloya	BOP	1,140.00	
Delmar	BOPSp	1,600.00	
Liddesdale	BOPF/BOPFSp	1,260.00	
Delmar	FBOP/FBOP1	1,800.00	
Gonapitiya	FBOP/FBOP1	1,700.00	@
Alma	FBOP/FBOP1	1,700.00	@
Delmar	FBOP/FBOP1	1,700.00	
Gampaha	FBOPF/FBOPF1	1,600.00	
Alma	FBOPF/FBOPF1	1,550.00	@
Gampaha	OP/OPA	1,420.00	
Gonapitiya	OP/OPA	1,380.00	@
Delmar	OP/OPA	1,380.00	
Delmar	OP1	1,360.00	
Gonapitiya	OP1	1,120.00	@
Alma	PEK	1,320.00	@
Alma	PEK1	1,550.00	@

UVA MEDIUM			
Demodera 'S'	BOP	1,600.00	
Uva Samovar	BOPSp	1,550.00	
Dickwella	BOPF/BOPFSp	1,600.00	
Misty-Uva	BOP1	2,100.00	
Halpewatta Uva	FBOP/FBOP1	2,000.00	
Sarnia Plaiderie	FBOPF/FBOPF1	1,650.00	
Dickwella	OP/OPA	1,500.00	
Telbedde	OP/OPA	1,500.00	
Telbedde	OP1	2,000.00	
Glen Alpin	OP1	2,000.00	
Roseland Uva	PEK/PEK1	1,650.00	
UVA HIGH			
Glenanore	BOP	1,600.00	
Craig	BOPSp	1,600.00	
Aislaby	BOPSp	1,600.00	
Aislaby	BOPF/BOPFSp	1,420.00	
Glenanore	BOP1	2,200.00	
Glenanore	FBOP/FBOP1	1,950.00	
Oodoowerre	FBOPF/FBOPF1	1,650.00	
Spring Valley	FBOPF/FBOPF1	1,650.00	
Mount Uva	FBOPF/FBOPF1	1,600.00	@
Glenanore	FBOPF/FBOPF1	1,600.00	
Uva Highlands	FBOPF/FBOPF1	1,600.00	
Aislaby	FBOPF/FBOPF1	1,600.00	
Glenanore	OP/OPA	1,440.00	
Spring Valley	OP/OPA	1,440.00	
Glenanore	OP1	2,100.00	
Mount Uva	PEK	1,280.00	@
Oodoowerre	PEK	1,280.00	
Spring Valley	PEK1	1,500.00	
Mount Uva	PEK1	1,460.00	@
UNORTHODOX HIGH			
Ulugedara CTC	PF1	1,300.00	@
Dunsinane CTC	PF1	1,300.00	
Mount Vernon CTC	BP1	1,020.00	
Dunsinane CTC	BPS	1,200.00	
UNORTHODOX MEDIUM			
New Peacock CTC	PF1	1,300.00	
Delta CTC	BP1	1,100.00	
UNORTHODOX LOW			
Hingalgoda CTC	PF1	1,600.00	
Nelunwatta CTC	BP1	920.00	

DENOTES – CEYLON TEA BROKERS PLC [@] / ALL TIME RECORD PRICE [**] / EQUAL ALL TIME [*]

CEYLON TEA BROKERS PLC – SALE NO. 14 OF 02ND / 03RD APRIL 2024

TOP PRICES - SALE NO. 14 OF 02ND / 03RD APRIL 2024

LOW GROWN				DUSTS			
Sithaka	BOP1	4,000.00		Mattakelle	DUST1	1,650.00	
Lumbini	OP1	3,950.00		Hingalgoda CTC	PD	1,420.00	
Pothotuwa	OP1	3,950.00		Ceciliyan CTC	PD	1,200.00	
Gunawardana	OP1	3,950.00		Delta CTC	PD	1,200.00	
New Vithanakande	OP1	3,600.00		Rothschild CTC	PD	1,180.00	@
Mulatiyana Hills	OP1	3,500.00	@	Suduwelipothahena CTC	PD	1,180.00	
Galatara	OP	1,900.00		Dunsinane CTC	PD	1,180.00	
Kings Bru	OP	1,900.00		Ceciliyan CTC	PD	1,180.00	
Sachitha	OP	1,900.00					
Richiland	OP	1,850.00	@	PREMIUM FLOWERY			
Magedara	OP	1,850.00		Ayagama	FBOPFSp	5,450.00	
Green Lanka	OPA	2,000.00		New Falcon Lanka	FBOPFExSp	5,450.00	
Lumbini	PEK	2,200.00		Galatara	FBOPFExSp1	5,000.00	
Brombil	PEK	1,850.00	@				
Green House	PEK	1,850.00		OFF GRADES			
Thundola Ella	PEK	1,800.00	@	Agra Ouvah	FGS/FGS1	1,320.00	
Kumudu	PEK1	2,050.00		Liyonta CTC	PF	1,120.00	
Mulatiyana Hills	PEK1	2,000.00	@	Lucky Galgodawatta	BM	1,060.00	
A C U Super	PEK1	1,950.00	@	Hidellana	BP	1,600.00	
Stream Line	PEK1	1,950.00		Aldora	BOP1A	1,360.00	
Kudapana	BOP	2,050.00					
Golden Garden	BOP	2,000.00	@				
Stream Line	BOPSp	1,950.00					
Sithaka	BOPF	2,050.00					
Golden Garden	BOPFSp	1,750.00	@				
Kolonna Super	BOPFSp	1,700.00					
Talangaha	BOPFSp	1,700.00	@				
Parakaduwa Super	BOPFSp	1,650.00	@				
Golden Garden	BOPFSp	1,650.00	@				
Greenwin Super	BOPFSp	1,650.00					
New Spring View	BOPFSp	1,650.00					
Sithaka	FBOP	2,500.00					
Ceciliyan	FBOP1	2,350.00					
Richiland	FBOP1	2,300.00	@				
Bogoda Group	FBOPF	2,050.00					
Halwitigala Smallholders	FBOPF	1,950.00					
Gangani	FBOPF	1,950.00					
New J.S.P	FBOPF	1,900.00	@				
Hidellana	FBOPF	1,900.00					
Lumbini	FBOPF1	2,100.00					
Suduwelipothahena Super	FBOPF1	2,000.00	@				

FUTURE SALES INFORMATION

SALE NO 15 OF 16TH / 17TH APRIL 2024

EX-ESTATE H/M-OFF GR & DUST

LEAFY/ SEMI LEAFY/ TIPPY/PREM & BOP1A

JK	Forbes & Walker Tea Brokers (Pvt) Ltd	Ceylon Tea Brokers PLC
CTB	Mercantile Produce Brokers (Pvt) Ltd	Bartleet Produce Marketing (Pvt) Ltd
EB	Asia Siyaka Commodities PLC	Mercantile Produce Brokers (Pvt) Ltd
FW	John Keells PLC	Eastern Brokers Ltd
AS	Eastern Brokers Ltd	Forbes & Walker Tea Brokers (Pvt) Ltd
MC	Ceylon Tea Brokers PLC	Lanka Commodity Brokers
BC	Lanka Commodity Brokers	John Keells PLC
LC	Bartleet Produce Marketing (Pvt) Ltd	Asia Siyaka Commodities PLC

Buyers Prompt: 24.04.2024**Sellers Prompt: 25.04.2024**

AWAITING SALE - CATALOGUE DETAILS

	SALE OF 16TH/ 17TH APRIL 2024		SALE OF 22ND/ 24TH APRIL 2024	
	LOTS	QTY(KGS)	LOTS	QTY(KGS)
EX-ESTATE	715	692,040	675	657,769
HIGH AND MEDIUM	1,861	860,491	1,764	811,478
LOW GROWN (LEAFY)	1,700	619,331	1,572	553,786
LOW GROWN (SEMI LEAFY)	1,195	473,639	1,107	436,209
LOW GROWN (TIPPY)	1,810	843,574	1,637	740,009
OFF GRADES+BOP1A	2,189	1,092,837	2,054	1,020,007
DUSTS	487	419,781	481	423,296
PREMIUM FLOWERY	297	42,409	275	38,880
TOTAL	10,254	5,044,102	9,565	4,681,434
MAIN SALE & EX ESTATE CLOSED ON	21ST MARCH 2024		28TH MARCH 2024	

We Congratulate

"Talawakelle Tea Estates PLC"

for obtaining

CA Sri Lanka TAGS Compliant Badge at the TAGS Awards Ceremony

held on 12th December 2023.



ELEVATION WISE – STATISTICS – COLOMBO AUCTION AVERAGES

Elevation	LAST WEEK	WEEK BEFORE LAST	LAST YEAR	YEAR BEFORE
	(RS)	(RS)	(RS)	(RS)
	Sale- 26.03.2024	Sale- 19.03.2024	Corres 2023	Corres 2022
Uva High	1189.25	1243.59	1157.97	991.26
Western High	1259.68	1306.83	1371.51	904.72
CTC High	1067.14	1144.83	1221.65	750.27
Total High Grown	1237.75	1289.39	1308.98	929.84
Uva Medium	1205.40	1253.03	1097.24	1111.95
Western Medium	1114.61	1154.25	1128.53	924.18
CTC Medium	1017.87	1023.82	1169.75	741.73
Total Medium Grown	1144.57	1183.28	1118.39	985.20
Orthodox Low	1364.56	1397.78	1317.68	1273.91
CTC Low	1044.92	1033.70	953.09	747.22
Total Low Grown	1341.74	1371.91	1300.21	1229.81
TOTAL	1279.97	1317.22	1271.26	1123.60

Elevation	LAST WEEK	WEEK BEFORE LAST	LAST YEAR	YEAR BEFORE
	(\$)	(\$)	(\$)	(\$)
	Sale- 26.03.2024	Sale- 19.03.2024	Corres 2023	Corres 2022
Uva High	3.93	4.08	3.61	3.36
Western High	4.16	4.29	4.28	3.07
CTC High	3.52	3.76	3.81	2.54
Total High Grown	4.09	4.23	4.08	3.15
Uva Medium	3.98	4.11	3.42	3.77
Western Medium	3.68	3.79	3.52	3.13
CTC Medium	3.36	3.36	3.65	2.51
Total Medium Grown	3.78	3.88	3.49	3.34
Orthodox Low	4.51	4.59	4.11	4.32
CTC Low	3.45	3.39	2.97	2.53
Total Low Grown	4.43	4.50	4.06	4.17
Weekly Total (USD)	4.23	4.32	3.97	3.81
Exchange Rate (LKR)	302.75	304.64	320.60	294.98

Elevation	TODATE	TODATE	TODATE	TODATE	TODATE	TODATE
	2022	2023	2024	2022	2023	2024
	(RS)	(RS)	(RS)	(\$)	(\$)	(\$)
Uva High	692.60	1220.29	1111.24	3.16	3.45	3.55
Western High	740.22	1444.61	1198.15	3.37	4.08	3.83
CTC High	632.50	1249.33	1126.00	2.88	3.53	3.60
Total High Grown	727.03	1384.92	1176.49	3.31	3.91	3.76
Uva Medium	728.40	1207.20	1169.08	3.32	3.41	3.74
Western Medium	656.15	1193.47	1124.51	2.99	3.37	3.59
CTC Medium	562.29	1129.18	968.86	2.56	3.19	3.10
Total Medium Grown	677.07	1197.54	1137.26	3.09	3.38	3.64
Orthodox Low	833.86	1491.92	1421.94	3.80	4.21	4.54
CTC Low	551.77	1033.25	1054.20	2.52	2.92	3.37
Total Low Grown	812.87	1467.00	1396.49	3.71	4.14	4.46
TOTAL	771.94	1409.67	1309.58	3.52	3.98	4.19
Cumulative Sale Averages – 1 USD = Rs. (Monthly Weighted Average)				219.39	354.18	312.86

(Source: MSL/ CBSL)

WORLD TEA PRODUCTION (IN MILLION KILOS)

Country	Month	Month		To-date		Diff (+/-)
		2023	2024	2023	2024	2023 vs 2024
Sri Lanka	Feb	18.7	20	37.2	38.5	1.3
Bangladesh	Jan	0.4	0.2	0.4	0.2	-0.2
Kenya	Jan	54.9	59	54.9	59	4.1
Malawi	Jan	6.4	7.2	6.4	7.2	0.8
South India	Jan	13.6	17	13.6	17	3.4

Country	Month	Month		To-date		Diff (+/-)
		2022	2023	2022	2023	2022 vs 2023
North India	Dec	50	59.8	1134.5	1131.7	-2.8

(Source: Africa Tea Brokers/National Brokers Ltd)

BANGLADESH AUCTION OF 01ST APRIL 2024

CTC LEAF : 11,586 packages of tea on offer met with a fairly good demand.

BROKENS/FANNINGS: There was more interest for all varieties particularly the cheapest varieties which sold well at around last levels. Only a few teas were dearer following competition.

DUST: 5,361 packages of tea on offer met with some demand. Good liquoring Dusts sold at Tk.5/- to Tk.10/- less than last with some withdrawals. Mediums were again an easier market with heavy withdrawals.

Plain and BLF Dusts once again remained difficult of sale with heavy withdrawals. Blenders were selective whilst Loose tea buyers were very selective.

COMMENTS: This was the pen-ultimate sale of the season where as aforesaid, buyers were more active particularly the Loose tea buyers. However, prices realised were very low reflecting end of season quality that comprised the whole of the market. Dusts met with heavy withdrawals at easier rates than last.

(Courtesy - National Brokers Limited)

GUWAHATI AUCTION OF 02ND APRIL 2024

Good general demand. Nominal quantity of new season teas on offer are well competed for at levels dearer compared to last years opening levels. Old season teas are also well absorbed at levels commensurate with quality. Major blenders silent. Western India active. Internal operating. Some export enquiry evident.

(Courtesy - Associated Brokers Pvt. Ltd.)

KOLKATA AUCTION OF 03RD APRIL 2024

Market has opened to good demand for new season teas, with good and medium Doors alongwith a nominal weight of Assams on offer are selling in line with quality. Internal / Local - Operating Based on AB / JT / PAR / CB Catalogue .

(Courtesy - Associated Brokers Pvt. Ltd – Kolkata)

JAKARTA AUCTION OF 28TH MARCH 2024

CTC LEAF

DEMAND: Fair demand.

MARKET: The total CTC leaf teas sold this week was 74.06% (734,312.16kgs) of the total offering of 991,445.72kgs.

BEST: All sorts faced some withdrawals with a limited weight of teas in this segment sold. The larger broken and fanning grade shed prices substantially whilst medium and smaller broken saw a price decline of Rs. 4 to 8.

GOOD: The larger broken sold irregularly, whilst the medium & smaller broken sold easier irregularly and also faced some out lots. Fanning grades were discounted and barely few lots were sold.

BETTER MEDIUM: All sorts in this category sold easier by Rs. 2 to 4 except for the fanning, especially the cleaner blacker types which saw a firm to dearer prices.

MEDIUM

Larger broken grade saw a price decline of Rs. 1 to 2 whilst the medium & smaller broken sold barely steady to easier, the fannings saw a firm to dearer market.

PLAINER: All sorts sold at barely steady levels.

ORTHODOX LEAF

DEMAND: Good demand.

MARKET: The high grown whole leaf grades firm to dearer especially on cleaner, blacker types. The high grown broken sold fully firm. Fanning fetched a couple of rupees more than last. Other whole leaf sold dearer by up to Rs. 3 to 4. Broken & fanning were sold firm to dearer.

CTC DUST

DEMAND: Good Demand.

MARKET: CTC dust offer this week was at 293,298.25kgs of which 254,230.82kgs were sold (86.68%).

PD: Best category PD sold steady to easier. Good and better mediums at the lower end were steady whilst the top end eased substantially. Medium & plainer teas sold firm to dearer by up to Rs. 3.

RD: Best category sold barely steady to easier. Good teas sold steady fetched barely steady to easier prices. Medium and plainer teas sold steady.

ORTHODOX DUST

DEMAND: Good demand.

MARKET: High grown primary dust sold at irregular prices with larger volume in this category remaining unsold. Secondary teas sold at irregular prices. Other category primary dust sold steady. Secondary grades continue to suffer some withdrawals.

(Courtesy - J.Thomas & Co. Pvt. Ltd)

MOMBASA / MALAWI AUCTION

There was less demand at generally firm rates for the 8,960 packages on offer.

BP1 - Not supported.

PF1 - Tended firm where sold.

PD - Firm to 1USC dearer on last where sold.

D1 - Well supported at firm rates.

PF1SC - Received less interest at easier rates where sold.

Secondaries - Got selective interest at firm rates where sold.

(Courtesy - Tea Brokers Central Africa Limited)

MOMBASA AUCTION

The above market report details were not available at the time of printing this publication.