



**Ceylon Tea
Brokers**



MARKET SNAPSHOT

SALE NO. 13 OF 26TH / 27TH MARCH 2024

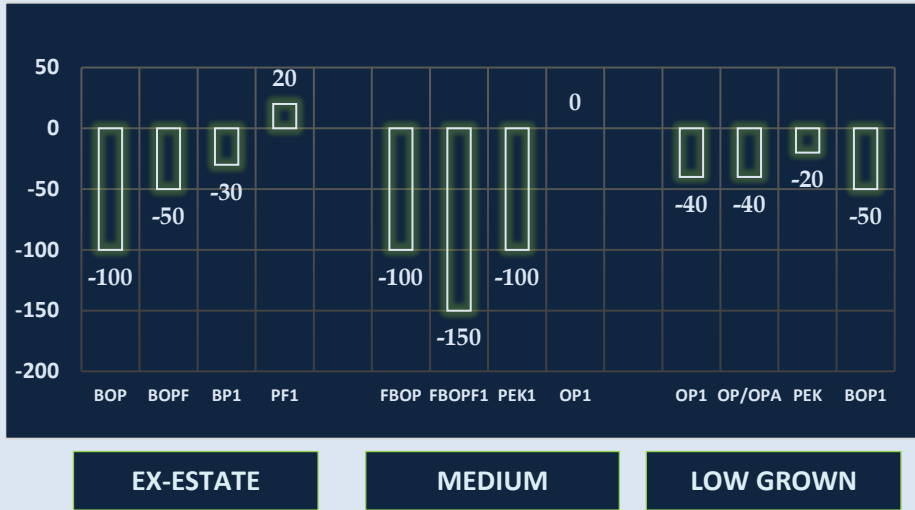
CEYLON TEA BROKERS PLC

Level 7, Millenium House, No.46/58, Nawam Mawatha, Colombo 2.

Tel:011-4607777 Fax: 011-4607788

Email: general@ceylontebrokers.com ; Web: www.ceylontebrokers.com

Lower demand all-round.



Currency - 27th March
LKR/USD 296.76

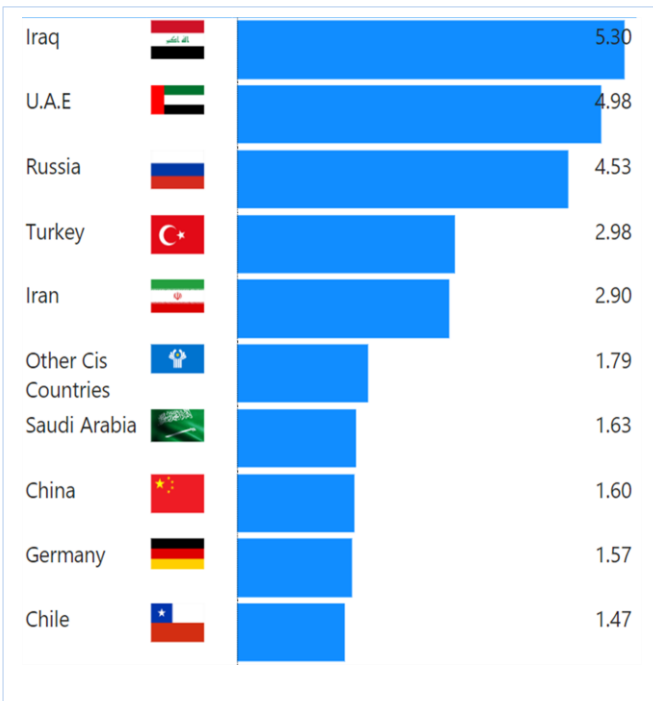
March (03rd Sale)
Rs. 1,330.26
USD 4.40

Elevation Average

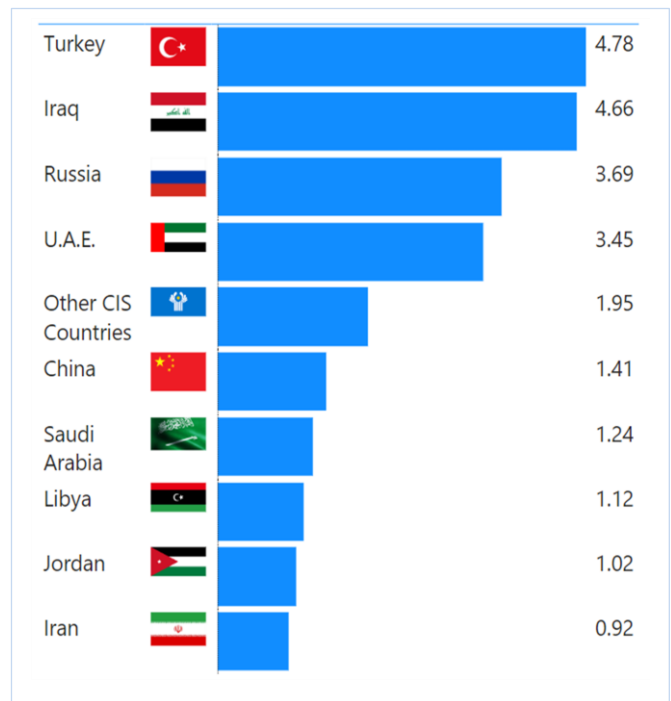
ELV	RS	USD
High	1,293.43	\$ 4.28
Medium	1,205.13	\$ 3.99
Low	1,379.62	\$ 4.57

**TOP 10 COUNTRY WISE SRI LANKAN TEA EXPORT QUANTITY (MN/KG)
YTD – FEBRUARY 2024 VS 2023**

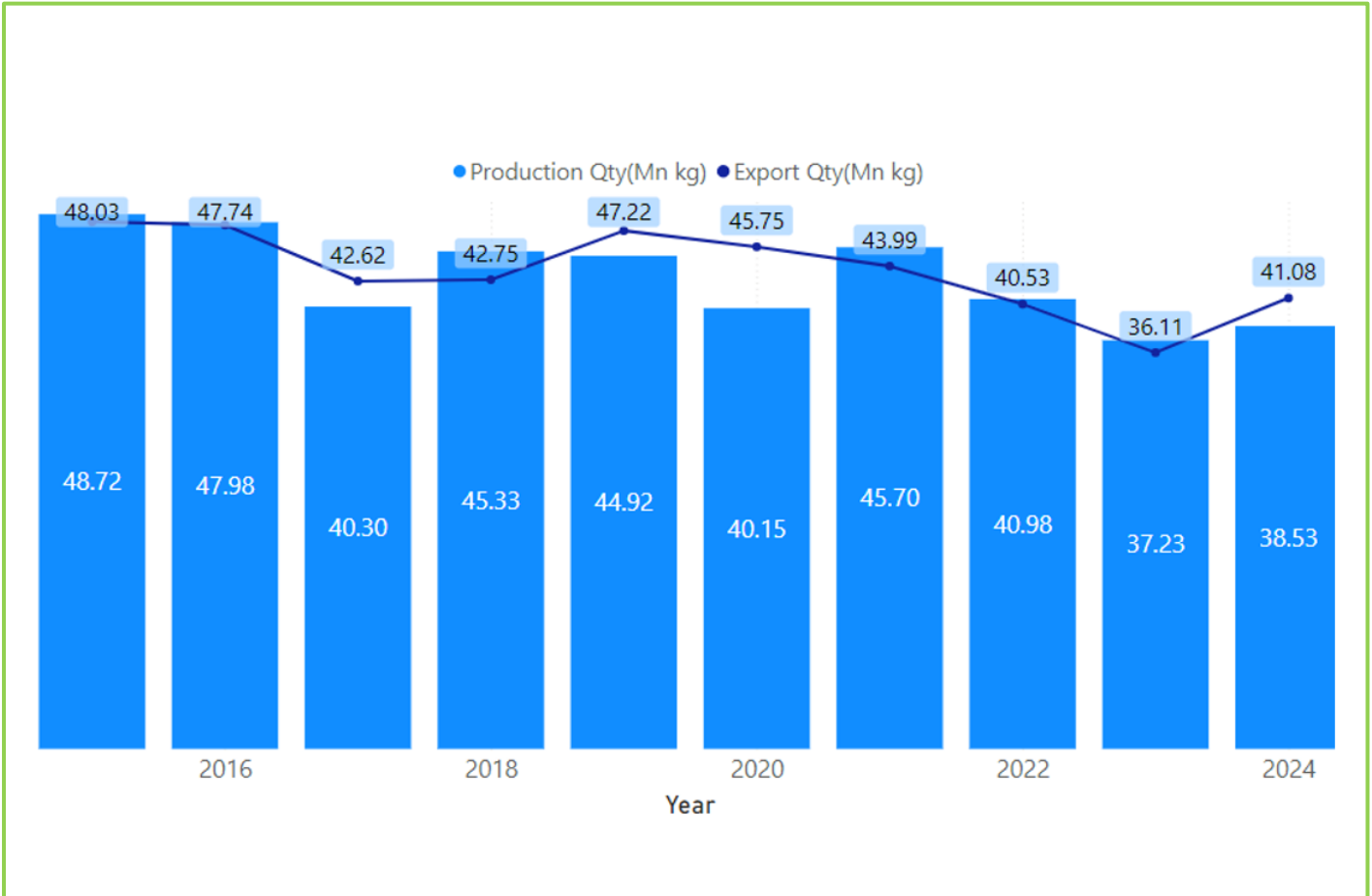
YTD – FEBRUARY - 2024



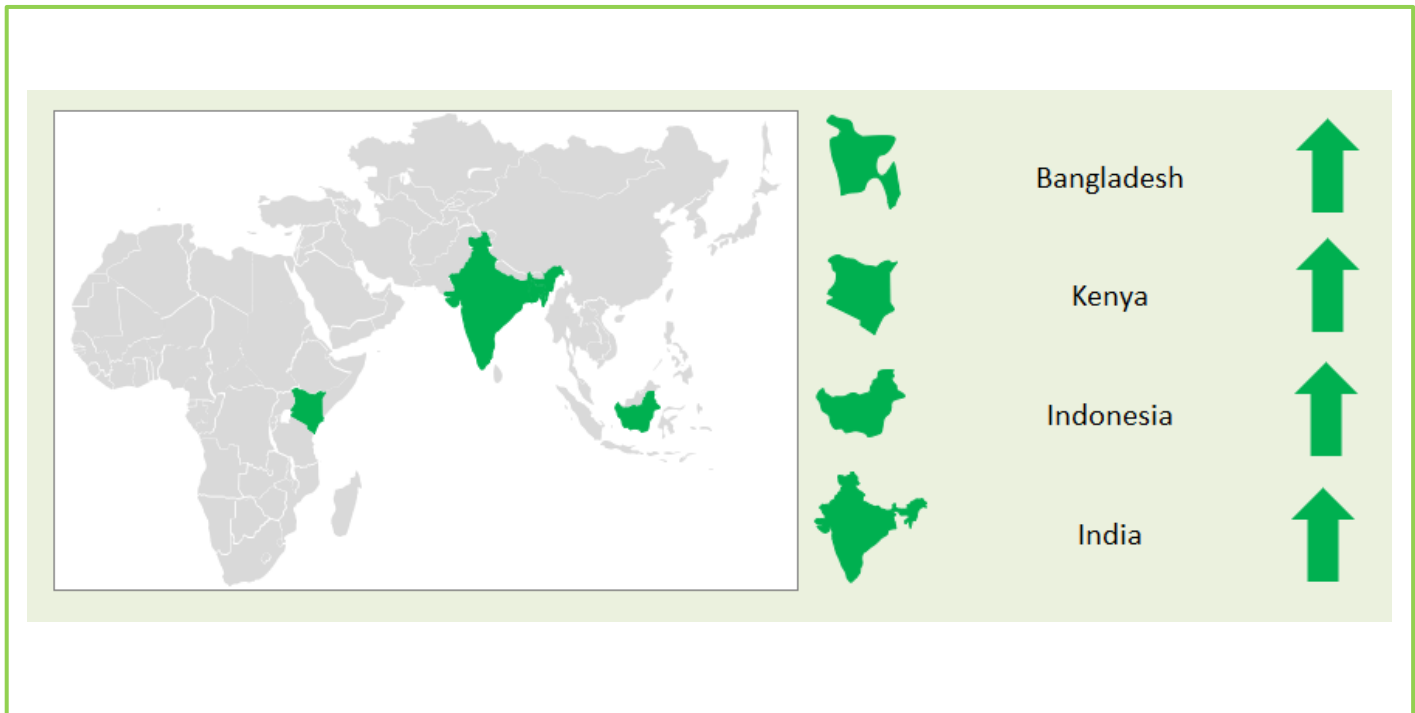
YTD – FEBRUARY - 2023



**YEARLY SRI LANKAN TEA PRODUCTION VS EXPORTS QUANTITY (IN MN/KG)
YTD – FEBRUARY 2015 - 2024**



MARKET MOVEMENT AT INTERNATIONAL AUCTION CENTERS THIS WEEK



COMMENTS

Sale	Ex-Estate		Low Grown (Leafy/Tippy)		Total	
	Qty	Demand	Qty	Demand	Qty	Demand
13	0.88 MKGs	Lower	2.21 Mkgs	Lower	5.5 MKGs	Lower

WESTERN				
	SELECT BEST	BEST	BELOW BEST	PLAINER
BOP	↓ 100/-	↓ 50/-	↓ 100/-	↓ 100/-
BOPF	↓ 50/-	↓ 100/-	↓ 50/-	↓ 50/-

	NUWARA ELIYA	UDA PUSSELLAWA	UVA
BOP	Firm	↓ 50/-	↓ 30/-
BOPF	Firm	↓ 70/-	↓ 30/-

	HIGH	MEDIUM	LOW
BP1	↓ 50/-	Irregular	Firm
PF1	↑ 20/-	Firm	Firm

HIGH & MEDIUM				
	SELECT BEST	BEST	BELOW BEST	OTHERS
BOP1	Firm	↓ 50/-	↓ 100/-	↓ 100/-
OP1	Firm	↑ 50/-	↑ 100/-	Firm
FBOP	↓ 100/-	↓ 100/-	↓ 150/-	↓ 150/-
FBOPF1	↓ 100/-	↓ 150/-	↓ 150/-	↓ 150/-
PEK	↓ 100/-	↓ 20/-	↓ 20/-	↓ 50/-
PEK1	↓ 100/-	↓ 100/-	↓ 100/-	↓ 100/-
OP/OPA	↓ 50/-	↓ 50/-	Firm	Firm

LEAFY / SEMI LEAFY				
	SELECT BEST	BEST	BELOW BEST	OTHERS
OP1	↑ 50/-	↓ 50/-	↓ 40/-	↓ 40/-
BOP1	↑ 50/-	↓ 50/-	↓ 50/-	↓ 50/-
OP/OPA			↓ 40/-	
PEK			↓ 20/-	
PEK1			↓ 40/-	

SMALL LEAF / TIPPY				
FBOP	Firm	↓ 40/-	↓ 60/-	↓ 20/-
FBOP1	↓ 40/-	↓ 40/-	↓ 50/-	↓ 40/-
FBOPF1	↓ 100/-	↓ 50/-	↓ 50/-	↓ 40/-

PREMIUM FLOWERY		
	FBOPFEXSP	FBOPFSP
Select Best	Firm	↓ 200-400/-
Best	↓ 100-200/-	↓ 200-300/-
Below Best	↓ 100-200/-	↓ 100-200/-
Others	↓ 100-200/-	↓ 100/-



Crude Oil
As of 27th March 2024: USD 84.89



Mombasa Auction
Demand: Good general demand

HOLIDAY NOTICE

CEYLON TEA BROKERS PLC

Please note that our Head Office will be closed for business on Friday 29th March 2024 (Good Friday). Warehouse and Sample Room will operate as usual.

DILMAH CEYLON TEA COMPANY PLC

Please note that the Dilmah Ceylon Tea Company warehouse will be closed from 28th March to 01st April 2024 for the year end stock verification.

HERITAGE TEAS (PVT) LTD

Please note that the Heritage Tea warehouse will be closed from 28th March to 30th March 2024 for the stock taking.

CURRENCY BOARD – AS AT 27TH MARCH 2024

	United States Dollars (USD)		European Community Euro (EUR)		United Kingdom pounds (GBP)	
	Corresponding		Corresponding		Corresponding	
	2024	2023	2024	2023	2024	2023
Sri Lankan Rupee	296.76	314.83	319.60	338.09	372.76	384.28

Courtesy - Central Bank of Sri Lanka)

Indian Rupee	83.33	82.34	90.34	88.60	105.32	100.68
Kenyan Shilling	130.78	130.45	141.78	140.37	165.29	159.51
Bangladesh Taka	108.52	103.96	117.64	111.86	137.15	127.12
Indonesian Rupiah	15,799.70	15,165.70	17,128.10	16,318.80	19,969.10	18,544.30
Malawi Kwacha	1,694.27	1,022.09	1,836.73	1,099.80	2,141.38	1,249.79
Vietnam Dong	24,768.00	23,505.00	26,850.50	25,292.20	31,304.10	28,741.50

(Courtesy - Oanda Corporation)

SRI LANKA RUPEE AGAINST US DOLLAR

TIME PERIOD 21/03/2024 TO 27/03/2024 (SPOT / BUYING RATE)

21/03/2024	299.05	25/03/2024	298.46	27/03/2024	296.76
22/03/2024	298.99	26/03/2024	297.63		

(Courtesy - Central bank of Sri Lanka)

QUANTITY SOLD DURING THE PERIOD 18TH – 23RD MARCH 2024

	2024		2023	
	WEEKLY	TODATE	WEEKLY	TODATE
PRIVATE SALES	116,394.00	1,415,478.40	118,193.00	1,191,208.20
PUBLIC AUCTION	4,563,258.00	55,832,052.50	4,568,451.00	53,601,234.50
FORWARD CONTRACTS	39,280.00	308,560.00	78,960.00	752,368.00
DIRECT SALES	-	-	-	-
TOTAL	4,718,932.00	57,556,090.90	4,765,604.00	55,544,810.70
BMF EXCLUDED FROM PRIVATE SALE	135,668.00	584,709.00	39,386.00	602,259.00

TEA
TECH
TIPS



In Tea Manufacturing, whichever process, however carefully done, everything else being equal, better leaf quality will always deliver a better product.

CROP AND WEATHER (FOR THE PERIOD 19TH – 25TH MARCH 2024)

The Western and Nuwara Eliya planting districts experienced sunny mornings followed by evening showers. The Department of Meteorology forecasts misty conditions in the Western region.

The Uva/Udapussellawa's reported bright mornings followed by scattered evening showers. Rains are to be expected in both regions.

The Low grown's experienced sunny mornings followed by evening showers. Misty mornings and evening showers are to be expected in the Low grown district.

All districts maintained their crop intakes except for the Nuwara Eliya's which recorded a decline.

WEATHER FORECAST (FOR THE PERIOD 28TH MARCH – 03RD APRIL 2024)

	Fri (28/03)	Sat (29/03)	Sun (30/03)	Mon (31/03)	Tue (01/04)	Wed (02/04)	Thu (03/04)
Galle	33°/26°C 	32°/26° 	32°/25°C 	32°/26°C 	32°/26°C 	33°/25°C 	31°/25°C
Matara	34°/24°C 	34°/23°C 	34°/24°C 	34°/24°C 	34°/24°C 	33°/24°C 	33°/24°C
Ratnapura	33°/23°C 	34°/22°C 	34°/22°C 	35°/23°C 	34°/24°C 	35°/21°C 	34°/22°C
Hatton/ Talawakelle	28°/18°C 	28°/16°C 	28°/17°C 	29°/18°C 	29°/18°C 	30°/17°C 	28°/17°C

ORDER OF SALE THIS WEEK

EX EST	H/M-OFF GR & DUST	LEAFY/ SEMI LEAFY/ TIPPY/PREM & BOP1A
FW	Lanka Commodity Brokers	John Keells PLC
BC	Bartleet Produce Marketing (Pvt) Ltd	Asia Siyaka Commodities PLC
AS	Forbes & Walker Tea Brokers (Pvt) Ltd	Ceylon Tea Brokers PLC
MC	Mercantile Produce Brokers (Pvt) Ltd	Bartleet Produce Marketing (Pvt) Ltd
JK	Asia Siyaka Commodities PLC	Mercantile Produce Brokers (Pvt) Ltd
LC	John Keells PLC	Eastern Brokers Ltd
CTB	Eastern Brokers Ltd	Forbes & Walker Tea Brokers (Pvt) Ltd
EB	Ceylon Tea Brokers PLC	Lanka Commodity Brokers

CATALOGUE	LOTS	QTY (KGS)
EX-ESTATE	870	881,748
HIGH AND MEDIUM	1,845	869,590
LOW GROWN (LEAFY)	1,762	656,007
LOW GROWN (SEMI LEAFY)	1,393	578,760
LOW GROWN (TIPPY)	2,038	980,160
OFF GRADES + BOP1A	2,095	1,066,859
DUSTS	497	426,767
PREMIUM FLOWERY	322	44,586
TOTAL	10,822	5,504,477

HIGH GROWN TEAS

BOP Best Western's declined by Rs.50-100/- per kg. Below best too lower by a similar margin. Plainer types lower to a lesser extent. Nuwara Eliya's held firm. Uda Pussellawa's declined by Rs.50/- per kg. Uva's were marginally easier.

BOPF Best Western's were lower by Rs.50-100/- per kg and at times more. Below best were lower to a lesser extent. Plainer sorts were lower by Rs.50/- per kg. Nuwara Eliya's continued to sell around last. Uda Pussellawa's were lower by Rs.70/- per kg. Uva's were easier by Rs.30/- per kg.

MEDIUM GROWN TEAS

BOP1 Select best held firm. Best were lower by Rs.50/- per kg. Below best and others lost by Rs.100/- per kg.

OP1 Select best held firm. Best moved up by Rs.50/- per kg. Below best were dearer by Rs.100/- per kg. Others remained unchanged.

OP/OPA Select best and best were lower by Rs.50/- per kg whilst all others maintained.

PEKOE/PEKOE1 **PEK** – Select best lost by Rs.100/- per kg. Best and below best dropped by Rs.20/- per kg. Others were easier by Rs.50/- per kg.

PEK1 – Overall, dropped by Rs.100/- per kg.

FBOP/FBOPF1 **FBOP** – Select best and best eased by Rs. 100/- per kg, whilst all others dropped by Rs. 150/- per kg.

FBOPF1 – Select best were lower by Rs. 100/- per kg whilst all others eased by Rs. 150/- per kg.

CTC

HIGH GROWN **BP1** – Lower by Rs. 50/- per kg.

PF1 – Moved up by Rs. 20/- per kg.

MEDIUM GROWN **BP1** – Irregular.

PF1 – Firm.

LOW GROWN **BP1** – Remained unchanged.

PF1 – Maintained.

QUOTATIONS-HIGH GROWNS	BOP		BOPF	
BEST WESTERNS	1360	2150	1420	1850
BELOW BEST WESTERNS	1260	1320	1300	1380
PLAINER WESTERNS	1080	1240	1240	1280
NUWARA ELIYAS	1500	1600	1550	1600
UDAPUSSELLAWAS	960	1120	1100	1280
BEST UVAS	1160	1300	1260	1300
OTHER UVAS	N/A		1060	
GOOD MEDIUMS	1700	1800	1280	1340
POOR MEDIUMS	900	1050	900	1140
QUOTATIONS – UNORTHODOX	BP1		PF1	
(CTC) CTC (High & Medium)	1200		940	1280
CTC (Low)	1280	1440	1000	1480

LOW GROWN

BOP1	In general, declined.
OP1	Select best were firm, whilst best and below best were easier. Poorer sorts maintained.
OP	In general, were easier.
OPA	Select best together with best and below best were lower. Poorer sorts maintained.
PEKOE/PEKOE1	In general, were easier.
FBOP/FBOP1	Select best were firm, whilst below best and others declined.
BOP	Select best and best were lower whilst below best and others held firm.
BOPF	All-round firm.
FBOPF/FBOPF1	Select best FBOPF's were lower, whilst all others held firm. All round FBOPF1's were lower.

QUOTATIONS	SELECT BEST	BEST	BELOW BEST	OTHER
BOP1	2,450-3,950	1,800-2,200	1,200-1,600	900-1,200
OP1	3,500-4,150	2,200-3,000	1,400-2,200	800-1,200
OP	1,600-1,850	1,400-1,550	1,100-1,400	900-1,000
OPA	1,450-1,900	1,300-1,450	1,200-1,300	800-1,100
PEKOE	1,400-2,200	1,300-1,380	1,100-1,280	850-1,100
PEKOE1	1,500-2,100	1,300-1,500	1,100-1,300	850-1,100
FBOP1	1,450-2,350	1,200-1,400	900-1,100	Below 850
FBOP	1,750-2,950	1,450-1,650	1,200-1,350	Below 1000
BOP	1,700-2,000	1,450-1,650	1,200-1,400	Below 1000
BOPF	1,000-1,900	850-950	750-820	Below 720
FBOPF1	1,700- 2,000	1,450-1,650	1,200-1,400	Below 1000
FBOPF	1,300-2,200	1,000-1,200	850-950	Below 800
FFSP/FFEXSP/FFEXSP1	4,500-6,850	3,000-4,200	1,800-2,800	Below 1,400

OFF GRADES

FGS/FGS1 High grown were lower by Rs.60-80/- per kg. Medium and low grown commenced firm yet declined by Rs. 10-20/- per kg as the sale progressed. CTC's were irregularly lower by Rs.10-20/- per kg.

BM/BP **BM** – Cleaner varieties shed by Rs. 20-30/- per kg. Below best and Bottom maintained.
BP – In general, declined by Rs. 20-40/- per kg.

BOP1A Best declined by Rs. 30-50/- per kg. Below Best were lower by Rs. 20-30/- per kg, whilst teas at the lower end were firm to easier.

	HIGH		MEDIUM		LOW	
FNGS	720	1,320	650	1,220	660	1,000
P.FGS (CTC)	980	1,000	680	740	690	1,180
BP	640	1,380	630	1,180	580	1,500
BM	730	1,060	550	1,060	580	1,380
BOP1A	720	940	750	980	730	1,380

DUST

DUST1 Best and below best were lower by Rs.40-60/- per kg. CTC's lost by Rs. 50-60/- per kg. Best and below best low grown were firm.

DUST Cleaner secondaries declined by Rs. 50-60/- per kg. Low grown were firm.

	HIGH		MEDIUM		LOW	
PRIMARY DUSTS	1,220	1,750	1,020	1,280	960	1,100
SECONDARY DUSTS	950	1,200	850	1,000	700	920
PDUST (CTC)	1,080	1,220	1,040	1,280	1,020	1,240

TOP PRICES - SALE NO. 13 OF 26TH / 27TH MARCH 2024

WESTERN MEDIUM			
Nayapane	BOP	1,800.00	
Craighead	BOPSp	1,700.00	
Rilagala	BOPSp	1,700.00	
Craighead	BOPF/BOPFSp	1,550.00	
Hatale	BOP1	2,500.00	
Harangalla	FBOP/FBOP1	2,300.00	
Dartry Valley	FBOPF/FBOPF1	1,900.00	
Meezan	FBOPF/FBOPF1	1,900.00	
Hatale	FBOPF/FBOPF1	1,900.00	
Craighead	OP/OPA	1,700.00	
Craighead	OP1	2,150.00	
Uplands	PEK/PEK1	2,200.00	
New Rothschild	PEK/PEK1	1,700.00	@
WESTERN HIGH			
Somerset	BOP	2,150.00	
Norwood	BOPSp	1,650.00	
Great Western	BOPF/BOPFSp	1,850.00	
Somerset	BOPF/BOPFSp	1,850.00	
Bambrakelly	BOP1	1,900.00	
Bambrakelly	FBOP/FBOP1	1,950.00	
Inverness	FBOPF/FBOPF1	1,900.00	
Uda Radella	OP/OPA	1,500.00	
Bambrakelly	OP1	1,800.00	
Torrington	OP1	1,800.00	
Somerset	PEK/PEK1	1,650.00	
NUWARA ELIYA			
Lovers Leap	BOP	1,600.00	
Kenmare	BOPSp	1,140.00	
Mahagastotte	BOPF/BOPFSp	1,600.00	
Lovers Leap	BOPF/BOPFSp	1,600.00	
Court Lodge	FBOP/FBOP1	1,850.00	
Court Lodge	PEK/PEK1	1,460.00	
UDA PUSSELLAWAS			
Mooloya	BOP	1,120.00	
Delmar	BOPSp	1,650.00	
Luckyland	BOPF/BOPFSp	1,280.00	
Mooloya	BOPF/BOPFSp	1,280.00	
Delmar	BOP1	2,050.00	
Blairlmond	BOP1	2,050.00	
Alma	FBOP/FBOP1	1,850.00	@
Delmar	FBOPF/FBOPF1	1,700.00	
Gonapitiya	FBOPF/FBOPF1	1,600.00	@
Blairlmond	FBOPF/FBOPF1	1,600.00	
Delmar	OP	1,440.00	
Gonapitiya	OP	1,420.00	@
Delmar	OPA	1,340.00	
Gonapitiya	OPA	1,300.00	@
UDA PUSSELLAWAS (CONTD)			
Gonapitiya	OP1	1,800.00	@
Delmar	PEK/PEK1	1,420.00	
Alma	PEK/PEK1	1,400.00	@
Delmar	PEK/PEK1	1,400.00	
UVA MEDIUM			
Demodera 'S'	BOP	1,650.00	
Halpewatte Uva	BOPSp	1,500.00	
Dickwella	BOPF/BOPFSp	1,650.00	
Demodera 'S'	BOP1	2,450.00	
Glen Alpin	FBOP/FBOP1	2,000.00	
Glen Alpin	FBOPF/FBOPF1	1,750.00	
Sarnia Plaiderie	FBOPF/FBOPF1	1,750.00	
Shawlands	OP/OPA	1,480.00	
Telbedde	OP1	2,050.00	
Halpewatte Uva	PEK/PEK1	1,650.00	
UVA HIGH			
Uva Highlands	BOP	1,650.00	
Craig	BOPSp	1,600.00	
Aislaby	BOPF/BOPFSp	1,380.00	
Glenanore	BOP1	2,150.00	
Glenanore	FBOP/FBOP1	2,000.00	
Glenanore	FBOPF/FBOPF1	1,800.00	
Spring Valley	OP/OPA	1,650.00	
Mount Uva	OP/OPA	1,480.00	@
Uva Highlands	OP1	1,950.00	
Spring Valley	PEK	1,440.00	
Mount Uva	PEK	1,360.00	@
Craig	PEK1	1,500.00	
UNORTHODOX HIGH			
Dunsinane CTC	PF1	1,280.00	
Dunsinane CTC	BPS	1,320.00	
UNORTHODOX MEDIUM			
New Peacock CTC	PF1	1,280.00	
Delta CTC	BP1	1,200.00	
Donside CTC	BPS	940.00	
UNORTHODOX LOW			
Hingalgoda CTC	PF1	1,600.00	
Kalubowitiyana CTC	PF1	1,480.00	@
Liyonta CTC	PF1	1,480.00	
Ceciliyan CTC	BP1	1,440.00	
Kalubowitiyana CTC	BP1	1,280.00	@
Ross Feld CTC	BPS	940.00	

DENOTES – CEYLON TEA BROKERS PLC (@) / ALL TIME RECORD PRICE (**) / EQUAL ALL TIME (*)

CEYLON TEA BROKERS PLC – SALE NO. 13 OF 26TH / 27TH MARCH 2024

TOP PRICES - SALE NO. 13 OF 26TH / 27TH MARCH 2024

LOW GROWN				(CONT..)			
Lumbini	BOP1	3,950.00		Suwishka	FBOPF1	1,900.00	@
Sithaka	OP1	4,150.00		Menikkanda	FBOPF1	1,900.00	@
New Batuwangala	OP	1,850.00		Nilrich	FBOPF1	1,900.00	@
Temple Valley Super	OP	1,850.00		Nilgiri	FBOPF1	1,900.00	@
Karagoda	OP	1,850.00		Lions	FBOPF1	1,900.00	@
Galatara	OP	1,850.00		Suduwelipothahena Super	FBOPF1	1,900.00	@
Lenama Hills	OP	1,850.00		Mulatiyana Hills	FBOPF1	1,900.00	@
Dampahala	OP	1,850.00		Gunawardena	FBOPF1	1,900.00	
Lickra	OP	1,800.00	@	Adams View	FBOPF1	1,900.00	
Sithaka	OP	1,800.00		Morawakkorale	FBOPF1	1,900.00	
Galahitiya	OP	1,800.00		Sachitha	FBOPF1	1,900.00	
Cee Tee Hills	OP	1,800.00		Berubeula	FBOPF1	1,900.00	
Wattahena	OP	1,800.00		Broadlands Smallholders	FBOPF1	1,900.00	
Golden Garden	OP	1,750.00	@	Ceciliyan	FBOPF1	1,900.00	
Lenama Hills	OPA	1,900.00		Badura-Eliya	FBOPF1	1,900.00	
Green House	OPA	1,700.00		Karawita	FBOPF1	1,900.00	
Ceyenta	OPA	1,650.00	@	Wasantha	FBOPF1	1,900.00	
New Panilkanda	OPA	1,650.00		Balagala	FBOPF1	1,900.00	
Kanneliya	OPA	1,650.00		Rotumba	FBOPF1	1,900.00	
Galatara	OPA	1,650.00		Dampahala	FBOPF1	1,900.00	
Tippola Teas	OPA	1,650.00		New Spring View	FBOPF1	1,900.00	
Biyolta	OPA	1,650.00		New Batuwangala	FBOPF1	1,900.00	
Adams View	PEK	2,200.00		Fairy Mount	FBOPF1	1,900.00	
Makandura	PEK	1,950.00		Sithaka	FBOPF1	1,900.00	
Nilrich	PEK	1,900.00	@	Lakvinka	FBOPF1	1,900.00	
Hidellana	PEK1	2,100.00		Makandura	FBOPF1	1,900.00	
A C U Super	PEK1	2,000.00	@	Green Lanka	FBOPF1	1,900.00	
A C U Super	PEK1	1,900.00	@				
Mulatiyana Hills	PEK1	1,900.00	@				
Nawagamuwehena	BOP	2,000.00		DUSTS			
Hidellana	BOP	1,950.00		Mattakelle	DUST1	1,750.00	
Mulatiyana Hills	BOP	1,900.00	@	Delta CTC	PD	1,280.00	
Pothotuwa	BOP	1,900.00					
Talgaswella	BOPSp	1,850.00		PREMIUM FLOWERY			
Andaradeniya Super	BOPSp	1,850.00		New Deniyaya	FBOPFSp	6,850.00	
H P P Tea	BOPF	1,900.00		New Hopewell	FBOPFSp	5,950.00	
Golden Garden	BOPFSp	1,800.00	@	Temple View Super	FBOPFSp	4,800.00	@
Sithaka	FBOP	2,950.00		Ivy Hills	FBOPFExSp	6,850.00	@
Hidellana	FBOP1	2,350.00		Kendalanda	FBOPFExSp	6,500.00	
New Batuwangala	FBOPF	2,200.00		Lions	FBOPFExSp	6,350.00	@
Hidellana	FBOPF1	2,000.00		Kamarangapitiya	FBOPFExSp1	6,050.00	
Kelani	FBOPF1	2,000.00					
Sithaka	FBOPF1	2,000.00		OFF GRADES			
New Vithanakande	FBOPF1	1,950.00		Adisham	FGS/FGS1	1,320.00	
Kolonna Super	FBOPF1	1,950.00		Agra Ouvah	FGS/FGS1	1,320.00	
New Hopewell	FBOPF1	1,950.00		Liyonta CTC	PF	1,180.00	
Galatara	FBOPF1	1,950.00		Mount Vernon CTC	PF	1,000.00	
Stream Line	FBOPF1	1,950.00		Mount Vernon CTC	PF	980.00	@
				Aldora	BM	1,380.00	
				Dampahala	BP	1,500.00	
				Aldora	BOP1A	1,380.00	

DENOTES – CEYLON TEA BROKERS PLC (@) / ALL TIME RECORD PRICE [**] / EQUAL ALL TIME [*]

CEYLON TEA BROKERS PLC – SALE NO. 13 OF 26TH / 27TH MARCH 2024

FUTURE SALES INFORMATION

SALE NO 14 OF 02ND / 03RD APRIL 2024

EX-ESTATE H/M-OFF GR & DUST

LEAFY/ SEMI LEAFY/ TIPPY/PREM & BOP1A

LC	Bartleet Produce Marketing (Pvt) Ltd	Asia Siyaka Commodities PLC
BC	Forbes & Walker Tea Brokers (Pvt) Ltd	Ceylon Tea Brokers PLC
JK	Mercantile Produce Brokers (Pvt) Ltd	Bartleet Produce Marketing (Pvt) Ltd
CTB	Asia Siyaka Commodities PLC	Mercantile Produce Brokers (Pvt) Ltd
EB	John Keells PLC	Eastern Brokers Ltd
FW	Eastern Brokers Ltd	Forbes & Walker Tea Brokers (Pvt) Ltd
AS	Ceylon Tea Brokers PLC	Lanka Commodity Brokers
MC	Lanka Commodity Brokers	John Keells PLC

Buyers Prompt: 09.04.2024**Sellers Prompt: 10.04.2024**

AWAITING SALE - CATALOGUE DETAILS

	SALE OF 02ND/ 03RD APRIL 2024		SALE OF 16TH/ 17TH APRIL 2024	
	LOTS	QTY(KGS)	LOTS	QTY(KGS)
EX-ESTATE	750	739,576	715	692,040
HIGH AND MEDIUM	1,820	846,139	1,861	860,491
LOW GROWN (LEAFY)	1,737	648,737	1,700	619,331
LOW GROWN (SEMI LEAFY)	1,202	492,639	1,195	473,639
LOW GROWN (TIPPY)	1,875	888,323	1,810	843,574
OFF GRADES+BOP1A	2,220	1,124,193	2,189	1,092,837
DUSTS	494	419,052	487	419,781
PREMIUM FLOWERY	259	36,425	297	42,409
TOTAL	10,357	5,195,084	10,254	5,044,102
MAIN SALE & EX ESTATE CLOSED ON	14TH MARCH 2024		21ST MARCH 2024	

SALE NO. 16 – 22ND / 24TH APRIL 2024

Ex-Estate catalogue and Main Sale catalogues are scheduled to be closed on the 28th March 2024.

SALE NO. 17 – 29TH / 30TH APRIL 2024

Ex-Estate catalogue and Main Sale catalogues are scheduled to be closed on the 04th April 2024.

SALE NO. 18 – 07TH / 08TH MAY 2024

Ex-Estate catalogue and Main Sale catalogues are scheduled to be closed on the 18th April 2024.

ELEVATION WISE – STATISTICS – COLOMBO AUCTION AVERAGES

Elevation	LAST WEEK	WEEK BEFORE LAST	LAST YEAR	YEAR BEFORE
	(RS)	(RS)	(RS)	(RS)
	Sale- 19.03.2024	Sale- 12.03.2024	Corres 2023	Corres 2022
Uva High	1243.59	1237.28	1186.56	839.47
Western High	1306.83	1324.09	1389.10	796.00
CTC High	1144.83	1131.94	1265.04	682.18
Total High Grown	1289.39	1301.52	1334.5	808.26
Uva Medium	1253.03	1270.67	1117.11	926.92
Western Medium	1154.25	1193.14	1131.90	772.80
CTC Medium	1023.82	1027.99	1169.06	638.66
Total Medium Grown	1183.28	1217.39	1127.32	818.22
Orthodox Low	1397.78	1416.12	1327.21	1047.95
CTC Low	1033.70	994.05	955.20	619.71
Total Low Grown	1371.91	1387.38	1307.03	1013.73
TOTAL	1317.22	1338.73	1281.93	934.69

Elevation	LAST WEEK	WEEK BEFORE LAST	LAST YEAR	YEAR BEFORE
	(\$)	(\$)	(\$)	(\$)
	Sale- 19.03.2024	Sale- 12.03.2024	Corres 2023	Corres 2022
Uva High	4.08	4.03	3.54	3.05
Western High	4.29	4.31	4.14	2.89
CTC High	3.76	3.69	3.77	2.48
Total High Grown	4.23	4.24	3.98	2.94
Uva Medium	4.11	4.14	3.33	3.37
Western Medium	3.79	3.89	3.38	2.81
CTC Medium	3.36	3.35	3.49	2.32
Total Medium Grown	3.88	3.97	3.36	2.98
Orthodox Low	4.59	4.61	3.96	3.81
CTC Low	3.39	3.24	2.85	2.25
Total Low Grown	4.50	4.52	3.90	3.69
Weekly Total (USD)	4.32	4.36	3.82	3.40
	304.64	307.03	335.28	275.00

Exchange Rate (LKR)

Elevation	TODATE	TODATE	TODATE	TODATE	TODATE	TODATE
	2022	2023	2024	2022	2023	2024
	(RS)	(RS)	(RS)	(\$)	(\$)	(\$)
Uva High	668.88	1226.69	1101.95	3.05	3.46	3.51
Western High	727.02	1451.10	1192.96	3.31	4.10	3.80
CTC High	619.44	1251.63	1132.33	2.82	3.53	3.61
Total High Grown	710.43	1391.93	1170.81	3.24	3.93	3.73
Uva Medium	697.31	1218.58	1164.62	3.18	3.44	3.71
Western Medium	637.98	1199.30	1125.47	2.91	3.39	3.59
CTC Medium	548.85	1125.96	964.11	2.50	3.18	3.07
Total Medium Grown	655.01	1204.96	1136.49	2.99	3.40	3.62
Orthodox Low	801.32	1505.79	1426.39	3.65	4.25	4.55
CTC Low	536.99	1040.25	1054.87	2.45	2.94	3.36
Total Low Grown	781.79	1480.19	1400.72	3.56	4.18	4.46
TOTAL	745.38	1421.28	1312.09	3.40	4.01	4.18

Cumulative Sale Averages – 1 USD = Rs. (Monthly Weighted Average)

219.39

354.18

313.73

(Source: MSL/ CBSL)

WORLD TEA PRODUCTION (IN MILLION KILOS)

Country	Month	Month		To-date		Diff (+/-)
		2023	2024	2023	2024	2023 vs 2024
Sri Lanka	Feb	18.7	20	37.2	38.5	1.3
Bangladesh	Jan	0.4	0.2	0.4	0.2	-0.2
Kenya	Jan	54.9	59	54.9	59	4.1
Malawi	Jan	6.4	7.2	6.4	7.2	0.8
South India	Jan	13.6	17	13.6	17	3.4

Country	Month	Month		To-date		Diff (+/-)
		2022	2023	2022	2023	2022 vs 2023
North India	Dec	50	59.8	1134.5	1131.7	-2.8

(Source: Africa Tea Brokers/National Brokers Ltd)

MOMBASA AUCTION OF 25TH & 26TH MARCH 2024

Good general demand prevailed for the 302,555 packages (20,350,385.00 kilos) in the market; 36.23% remained unsold.

Pakistan Packers, Bazaar, Afghanistan, Yemen and other Middle Eastern countries lent strong support while Egyptian Packers showed improved activity. UK and Sudan maintained interest with reduced enquiry from Kazakhstan, other CIS states Russia and South Sudan. Iran were quiet while Local Packers were more active. Somalia maintained activity at the lower end of the market.

BP1: Best – Met irregular interest and ranged between steady to dearer by up to USC32 with selected lines advancing by USC103 to USC32 below previous levels. Brighter – Saw reduced competition with the teas steady to easier by up to USC24 with some invoices shedding USC82, USC89 and USC133. Mediums – KTDA mediums were steady on fresh offering with older teas showing improved uptake but at lower levels. Plantation mediums were irregular varying between firm to USC26 dearer to easier by up to USC12. Lower Medium – Ranged between USC26 dearer to easier by USC12. Plainer – Some teas appreciated by up to USC7 while others were irregularly easier by up to USC32.

PF1: Best – Varied between firm to USC40 above last rates to easier by up to USC54. Brighter – Appreciated by up to USC18. Mediums – KTDA mediums were firm to USC31 dearer with improved absorption of the older offerings while plantation mediums varied between steady to USC18 dearer to USC15 below previous prices. Lower Medium – Ranged between firm to USC16 dearer with select invoices gaining USC54 to easier by up to USC8. Plainer – Were irregular with some teas appreciating by up to USC10 while others lost up to USC19.

PDUST: Best – Steady to dearer by up to USC42 with select invoices gaining USC146. Brighter – Appreciated by up to USC12. Mediums – KTDA mediums current offerings varied between steady to USC4 dearer to easier by up to USC5 with a few invoices losing USC19 while on the lower end of the category, the older offerings sold for as low as USC80. Plantation mediums were irregular ranging between firm to USC14 above previous levels to easier by up to USC11. Lower Medium – Irregular with some lines appreciating by up to USC16 while others eased by up to USC8. Plainer – Steady to dearer by up to USC11 to easier by up to USC6 with a few invoices discounted by USC24.

DUST1: Best – Ranged between steady to USC13 dearer to easier by up to USC9. Brighter – Met good enquiry and were firm to USC26 above last levels. Mediums – KTDA mediums were irregular varying between steady to USC12 dearer to easier by up to USC6. Plantation mediums ranged between firm to USC8 dearer with select teas appreciating by up to USC24 to USC6 below last levels. Lower Medium – Varied between USC13 dearer to easier by USC12. Plainer – Steady to USC10 dearer to easier by up to USC2 but a few invoices lost USC32 and USC43.

SECONDARY GRADES (S1): In the Secondary Catalogues, best BPs were dearer while others held value with PFs steady. Clean well sorted coloury Fannings gained while similar DUSTs were steady. Other Fannings were firm with DUSTs dearer. BMFs were well absorbed.

(Courtesy - Africa Tea Brokers Limited)

BANGLADESH AUCTION OF 25TH MARCH 2024

CTC LEAF: 21,615 packages of tea on offer met with a fair demand.

BROKENS: All varieties met with a fair demand but prices were mostly easier with a lot of withdrawals. BLF teas also met with a fair demand and sold around last levels with some withdrawals.

FANNINGS: All types met with a fair demand but eased further. Withdrawals were fairly heavy. BLF teas also met with a fair demand and sold around last levels with some withdrawals.

DUST: 5,599 packages of tea on offer again met with some demand. A few good liquoring Dusts sold at Tk.5/- to Tk.10/- less than last. Mediums were an easier market with heavy withdrawals. Plain and BLF Dusts again met with less demand with heavy withdrawals. Blenders lent fair support whilst Loose tea buyers were very selective.

COMMENTS: Offerings comprised of reprinted teas which were of end of season quality. There was a little more interest from both Blenders and Loose tea buyers particularly at the lower end of the market.

Dusts met with less demand at easier rates with heavy withdrawals.

(Courtesy - National Brokers Limited)

GUWAHATI AUCTION OF 27TH MARCH 2024

There is good demand for few new season teas on offer. Fair demand for the reprinted teas which are being absorbed at irregular rates. (ETB - 74.25%, ATB - 94.98%). HUL / Western India / Internal operating.

(Courtesy - Associated Brokers Pvt. Ltd.)

JAKARTA AUCTION OF 22ND MARCH 2024

CTC LEAF

DEMAND: Overall reduced demand at erratic prices.

MARKET: The total CTC leaf teas sold this week was 66.95% (688,693.97kgs) of the total offering of 1,028,666.91kgs.

BEST: Larger broken at the lower declined by Rs. 8 to 10, whilst the sect best invoices sold dearer by up to Rs. 8. The medium broken grade saw a downward trend. Smaller broken & fanning met with good demand and appreciated on quality and competition by Rs. 10 to 15 or more.

GOOD: Continual resistance was witnessed in this segment with only select popular brands selling with all sorts in this segment shedding prices by Rs. 2 to 5 except for the fanning grade, which sold dearer by Rs. 4 to 7.

BETTER MEDIUM: Larger broken sold dearer by a rupee to 3, medium broken sold barely steady at the lower end, whilst the top end declined by Rs. 5 with larger volumes remaining unsold. Smaller broken sold barely steady to easier, whilst the fanning sold firm, the blacker, cleaner types at the higher end sold dearer by Rs. 3.

MEDIUM: All sorts in this category sold barely steady to easier, with a fair amount of larger and medium broken grade remaining unsold. The cleaner, blacker fanning grades settled at last prices.

PLAINER: All sorts settled at barely steady levels.

ORTHODOX LEAF

DEMAND: Good demand.

MARKET: The high grown whole leaf grades firm to dearer especially on cleaner, blacker types. The high grown broken sold substantially dearer in line with quality. Fanning at the bottom end sold steady whilst the top end declined with selective demand. Other whole leaf sold firm to dearer. Broken sold dearer on improved invoices with competition. Fanning sold firm.

CTC DUST

DEMAND: Good Demand.

MARKET: CTC Dust offer this week was at 339,058.90kgs of which 285,209.71kgs were sold (84.12%).

PD: Best category Dust sold irregularly dearer following quality. Select few invoices fetched some handsome gains. Good and better mediums sold barely steady to easier. Medium & plainer teas sold steady to easier by Rs. 1 to 2.

RD: Best category sold at irregular levels following quality, select few invoices at the top end sold dearer on competition. Good teas sold steady, the lower end few invoices fetched some handsome gains. Better medium lower end sold barely steady whilst the top end saw an increment in price on quality. Medium and plainer teas sold barely steady to easier.

ORTHODOX DUST

DEMAND: Good demand.

MARKET: High grown primary dust continues to meet with good demand at irregular and dearer prices following quality and competition. Secondary teas sold at irregular prices. Other category primary dust sold steady at the top end, the lower end saw a surge in prices in line with quality, and secondary grades continue to suffer some withdrawals.

(Courtesy - J. Thomas & Co. Pvt. Ltd)

MALAWI / KOLKATA AUCTION

The above market report details were not available at the time of printing this publication.