



**Ceylon Tea
Brokers**



MARKET SNAPSHOT

SALE NO. 09 OF 27TH / 28TH FEBRUARY 2024



CEYLON TEA BROKERS PLC
Level 7, Millenium House, No.46/58, Nawam Mawatha, Colombo 2
Tel: 011-460777 Fax: 011-4607788
Email: general@ceylontebrokers.com
Web: www.ceylontebrokers.com

Good demand all-round.



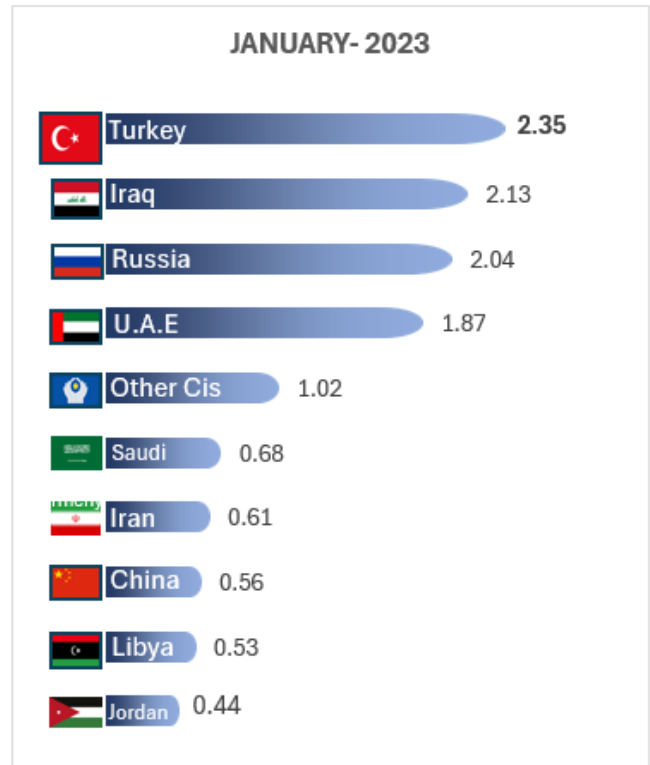
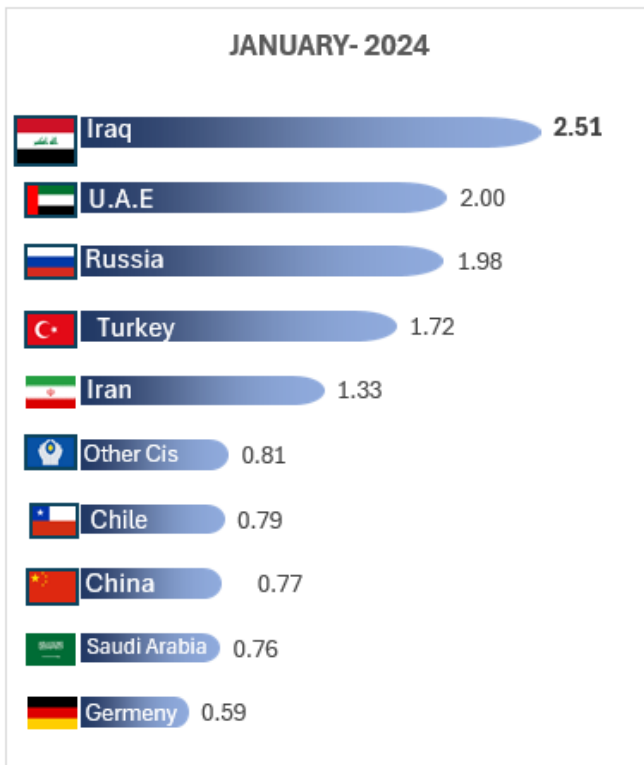
Currency - 28th February
LKR/USD 305.56

February (03rd Sale)
Rs. 1,319.30
USD 4.25

Elevation Average

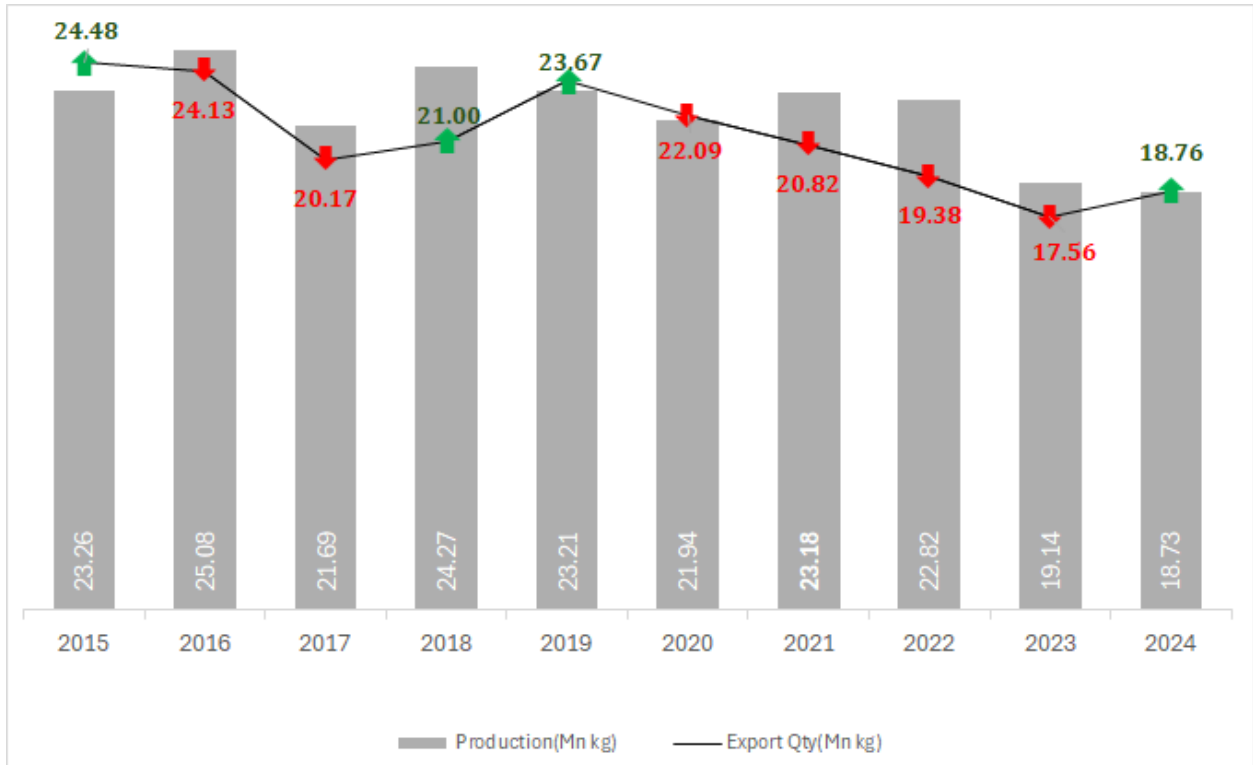
ELV	RS	USD
High	1,172.98	\$ 3.77
Medium	1,139.07	\$ 3.67
Low	1,402.25	\$ 4.51

**TOP 10 COUNTRY WISE SRI LANKAN TEA EXPORT QUANTITY (MN KG)
JANUARY - 2024 VS 2023**



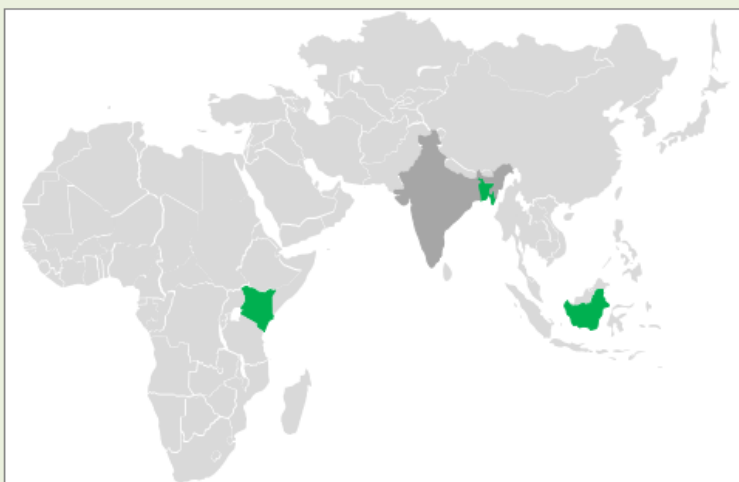
(Source: SL Customs - Statistical Division)

YEARLY SRI LANKAN TEA PRODUCTION VS EXPORTS QUANTITY (IN MN KG) JANUARY - 2015-2024



(Source: SLTB, SL Customs - Statistical Division/CBSL)

MARKET MOVEMENT AT INTERNATIONAL AUCTION CENTERS THIS WEEK



Bangladesh



Kenya



Indonesia



India market report details were not available at the time of printing this publication.

COMMENTS

Sale	Ex-Estate		Low Grown (Leafy/Tippy)		Total	
	Qty	Demand	Qty	Demand	Qty	Demand
09	0.73 MKGs	Good	2.15 Mkgs	Good	4.6 MKGs	Good

WESTERN				
	SELECT BEST	BEST	BELOW BEST	PLAINER
BOP	↓ 50/-	↑ 50/-	Firm	Firm
BOPF	↓ 50/-	Firm	↑ 50/-	↑ 50/-

	NUWARA ELIYA	UDA PUSSELLAWA	UVA
BOP	Firm	Firm	↑ 30/-
BOPF	Irregular	↑ 30/-	↑ 50/-

	HIGH	MEDIUM	LOW
BP1	Firm	Irregular	Firm
PF1	Irregular	Firm	↓ 50/-

HIGH & MEDIUM				
	SELECT BEST	BEST	BELOW BEST	OTHERS
BOP1	↓ 100/-	↑ 50/-	↑ 50/-	Firm
OP1	↓ 50/-	Firm	↓ 50/-	↓ 50/-
FBOP	↓ 50/-	↑ 50/-	Firm	Firm
FBOPF1	↓ 50/-	↓ 50/-	Firm	Firm
PEK	↑ 20/-	↑ 20/-	Firm	Firm
PEK1	↓ 50/-	↓ 50/-	↓ 50/-	↓ 50/-
OP/OPA	↓ 50/-	Firm	Firm	↓ 20/-

LEAFY / SEMI LEAFY				
	SELECT BEST	BEST	BELOW BEST	OTHERS
OP1	↑ 50/-	↑ 50/-	↑ 50/-	↑ 50/-
BOP1	Firm	Firm	Firm	Firm
OP/OPA			↑ 20/-	
PEK			↑ 20/-	
PEK1			↑ 20/-	

SMALL LEAF / TIPPY				
FBOP	Firm	↓ 20/-	↓ 40/-	↓ 20/-
FBOP1	Firm	Firm	↓ 20/-	Firm
FBOPF1	↑ 50/-	↑ 20/-	↑ 20/-	Firm

PREMIUM FLOWERY		
	FBOPFEXSP	FBOPFSP
Select Best	↑ 200-400/-	Firm
Best	↑ 100-200/-	↑ 100-200/-
Below Best	↑ 100/-	↑ 100/-
Others	Firm	Firm



Crude Oil

As of 28th February 2024: USD 82.86



Mombasa Auction

Demand: Good general demand.

CURRENCY BOARD – AS AT 28TH FEBRUARY 2024

	United States Dollars (USD)		European Community Euro (EUR)		United Kingdom pounds (GBP)	
	Corresponding		Corresponding		Corresponding	
	2024	2023	2024	2023	2024	2023
Sri Lankan Rupee	305.56	357.68	329.24	376.36	385.49	428.87

(Courtesy - Central Bank of Sri Lanka)

Indian Rupee	82.89	82.79	89.93	87.53	105.12	99.31
Kenyan Shilling	145.25	125.90	157.59	133.10	184.21	151.02
Bangladesh Taka	108.54	105.60	117.76	111.65	137.65	126.67
Indonesian Rupiah	15,647.20	15,252.20	16,976.50	16,125.60	19,843.90	18,296.00
Malawi Kwacha	1,677.92	1,022.80	1,820.47	1,081.37	2,127.95	1,226.91
Vietnam Dong	24,632.60	23,805.00	26,725.20	25,168.00	31,239.10	28,555.50

(Courtesy - Oanda Corporation)

SRI LANKA RUPEE AGAINST US DOLLAR

TIME PERIOD 21/02/2024 TO 28/02/2024 (SPOT / BUYING RATE)

21/02/2024	307.14	26/02/2024	306.09	28/02/2024	305.56
22/02/2024	306.54	27/02/2024	306.06		

(Courtesy - Central bank of Sri Lanka)

QUANTITY SOLD DURING THE PERIOD 19TH – 24TH FEBRUARY 2024

	2024		2023	
	WEEKLY	TODATE	WEEKLY	TODATE
PRIVATE SALES	120,657.50	870,869.40	71,760.00	773,142.00
PUBLIC AUCTION	4,009,748.00	37,621,966.50	4,316,121.50	36,291,555.00
FORWARD CONTRACTS	30,000.00	160,000.00	76,080.00	524,128.00
DIRECT SALES	-	-	-	-
TOTAL	4,160,405.50	38,652,835.90	4,463,961.50	37,588,825.00
BMF EXCLUDED FROM PRIVATE SALE	54,415.00	347,477.00	41,040.00	377,178.00

TEA
TECH
TIPS



You can vary spreading thickness of fermenting dhool to get different results in the liquor character of the finished teas.

CROP AND WEATHER (FOR THE PERIOD 20TH - 26TH FEBRUARY 2024)

The Western and Nuwara Eliya planting districts experienced sunny weather throughout. The Department of Meteorology forecasts showers with winds in both regions.

The Uva/Udapussellawa's reported bright conditions. Showers with winds are to be expected in both regions.

The Low grown's experienced sunny conditions with occasional showers. Windy conditions with showers are to be expected in the Low grown district.

All planting districts maintained their crop intakes.

WEATHER FORECAST (FOR THE PERIOD 29TH FEBRUARY – 06TH MARCH 2024)

	Fri (29/02)	Sat (01/03)	Sun (02/03)	Mon (03/03)	Tue (04/03)	Wed (05/03)	Thu (06/03)
Galle	31°/25°C 	31°/25° 	31°/26°C 	32°/25°C 	34°/24°C 	32°/24°C 	33°/24°C
Matara	35°/23°C 	34°/24°C 	34°/23°C 	33°/24°C 	34°/24°C 	34°/24°C 	34°/23°C
Ratnapura	34°/22°C 	34°/22°C 	34°/23°C 	33°/22°C 	37°/21°C 	37°/21°C 	37°/20°C
Hatton/ Talawakelle	28°/15°C 	28°/17°C 	28°/17°C 	28°/16°C 	31°/17°C 	31°/15°C 	31°/15°C

ORDER OF SALE THIS WEEK

EX EST	H/M-OFF GR & DUST	LEAFY/ SEMI LEAFY/ TIPPY/PREM & BOP1A
JK	Asia Siyaka Commodities PLC	Bartleet Produce Marketing (Pvt) Ltd
LC	John Keells PLC	Ceylon Tea Brokers PLC
CTB	Eastern Brokers Ltd	Asia Siyaka Commodities PLC
EB	Ceylon Tea Brokers PLC	John Keells PLC
FW	Lanka Commodity Brokers	Lanka Commodity Brokers
BC	Bartleet Produce Marketing (Pvt) Ltd	Eastern Brokers Ltd
AS	Forbes & Walker Tea Brokers (Pvt) Ltd	Forbes & Walker Tea Brokers (Pvt) Ltd
MC	Mercantile Produce Brokers (Pvt) Ltd	Mercantile Produce Brokers (Pvt) Ltd

CATALOGUE	LOTS	QTY (KGS)
EX-ESTATE	747	732,284
HIGH AND MEDIUM	1,276	524,719
LOW GROWN (LEAFY)	1,678	588,737
LOW GROWN (SEMI LEAFY)	1,418	592,294
LOW GROWN (TIPPY)	2,012	971,586
OFF GRADES + BOP1A	1,663	786,226
DUSTS	424	368,700
PREMIUM FLOWERY	398	58,565
TOTAL	9,616	4,623,111

HIGH GROWN TEAS

BOP Best Western's selected high price teas eased by Rs.50/- per kg whilst others appreciated by Rs.50/- per kg and more. Below best and Plainer types maintained. Nuwara Eliya's and Uda Pussellawa's held firm. Uva's appreciated by Rs.30/- per kg.

BOPF Best Western's high-priced teas declined by Rs.50/- per kg whilst others were firm on last. Below best and Plainer types were firm to Rs.50/- per kg dearer. Nuwara Eliya's were irregular. Uda Pussellawa's gained by Rs.30/- per kg whilst the better Uva's moved up by Rs.50/- per kg, balance declined by a similar margin.

MEDIUM GROWN TEAS

BOP1 Select best were easier by Rs.100/- per kg. Best and below best gained by Rs.50/- per kg. Others held firm.

OP1 Select best lost by Rs. 50/- per kg. Best remained unchanged. Below best and others were lower by Rs.50/- per kg.

OP/OPA Select best were easier by Rs.50/- per kg. Best and below best maintained. Others were lower by Rs.20/- per kg.

PEKOE/PEKOE1 **PEK** – Select best and best were dearer by Rs.20/- per kg whilst all others remained unchanged.
PEK1 – In general, lower by Rs. 50/- per kg.

FBOP/FBOPF1 **FBOP** – Select best dropped by Rs.50/- per kg. Best moved up by Rs.50/- per kg whilst all other maintained.
FBOPF1 – Select best and best were lower by Rs.50/-per kg whilst all others held firm.

CTC

HIGH GROWN **BP1** – Firm.
PF1 – Irregular

MEDIUM GROWN **BP1** – Irregular.
PF1 – Remained unchanged.

LOW GROWN **BP1** – Maintained.
PF1 – Declined by Rs.50/- per kg.

QUOTATIONS-HIGH GROWNS	BOP		BOPF	
BEST WESTERNS	1,260	1,550	1,440	2,000
BELOW BEST WESTERNS	1,180	1,240	1,140	1,320
PLAINER WESTERNS	1,020	1,140	1,080	1,100
NUWARA ELIYAS	1,480		1,600	
UDAPUSSELLAWAS	1,080	1,300	1,020	1,200
BEST UVAS	1,280	1,380	1,220	1,380
OTHER UVAS	1,100		1,140	1,100
GOOD MEDIUMS	1,100	1,950	1,180	1,240
POOR MEDIUMS	750	1,080	940	1,140
QUOTATIONS – UNORTHODOX	BP1		PF1	
(CTC) CTC (High & Medium)	1,180	1,360	890	1,260
CTC (Low)	1,480	1,500	1,040	1,550

LOW GROWN

- BOP1** Select best and best were firm to lower whilst below best and poorer sorts held firm.
- OP1** Select best were irregularly lower whilst best and below best were dearer. Poorer sorts maintained.
- OP** Select best held firm. Best and below best together with poorer sorts were firm to dearer.
- OPA** Select best were lower whilst others firm on last.
- PEKOE/PEKOE1** Select best were firm whilst best, below best together with poorer sorts irregularly lower.
- FBOP/FBOP1** Select best were firm to dearer whilst below best dropped.
- BOP** Select best and best were firm whilst below best and others were lower.
- BOPF** All-round firm.
- FBOPF/FBOPF1** Select best FBOPF's were firm to dearer whilst all others were lower. Select best and best FBOPF1's were firm to dearer, whilst all others were lower.

QUOTATIONS	SELECT BEST	BEST	BELOW BEST	OTHER
BOP1	2,500-4,000	1,800-2,200	1,400-1,700	900-1,200
OP1	3,500-4,250	2,700-3,500	1,600-2,200	900-1,400
OP	1,600-2,000	1,400-1,550	1,200-1,400	900-1,000
OPA	1,500-1,850	1,250-1,400	1,150-1,250	800-1,000
PEKOE	1,550-2,500	1,300-1,450	1,200-1,300	850-1,150
PEKOE1	1,700-2,250	1,450-1,600	1,200-1,400	1,000-1,100
FBOP1	1,500-2,250	1,200-1,400	900-1,100	Below 850
FBOP	1,800-3,000	1,450-1,700	1,200-1,400	Below 1000
BOP	1,700-2,100	1,450-1,650	1,200-1,400	Below 1000
BOPF	1,000-2,100	850-950	750-820	Below 720
FBOPF1	1,750- 2,150	1,450-1,650	1,200-1,400	Below 1000
FBOPF	1,400-2,150	1,000-1,300	850-950	Below 800
FFSP/FFEXSP/FFEXSP1	4,500-6,850	3,000-4,200	1,800-2,800	Below 1,400

OFF GRADES

FGS/FGS1 High grown advanced by Rs.10-20/- per kg. Medium and low grown maintained. CTC's were firm to Rs.10-20/- per kg easier.

BM/BP **BM** – Best were firm to Rs.10-20/- per kg dearer. Below best and bottom increased by Rs.10-20/- per kg.

BP – In general, gained by Rs.10-20/- per kg.

BOP1A Best gained by Rs.20-40/- per kg. Below Best appreciated by Rs.10-20/- per kg, whilst teas at the lower end remained unchanged.

	HIGH		MEDIUM		LOW	
FNGS	570	1,400	660	1,120	560	960
P.FGS (CTC)	920	960	720	780	730	1,460
BP	630	1,480	780	1,380	660	1,600
BM	560	1,420	550	1,260	520	1,500
BOP1A	710	900	710	1,160	670	1,500

DUST

DUST1 Best and below best were dearer by Rs.50-80/- per kg. CTC's appreciated by 40-60/- per kg. Best and below best low grown gained by Rs.40-60/- per kg.

DUST Cleaner secondaries and low grown were dearer by Rs.30-50/- per kg.

	HIGH		MEDIUM		LOW	
PRIMARY DUSTS	1,200	1,550	1,000	1,220	960	1,060
SECONDARY DUSTS	900	1,150	800	950	680	900
PDUST (CTC)	1,100	1,320	1,120	1,340	1,080	1,420

TOP PRICES - SALE NO. 09 OF 27TH / 28TH FEBRUARY 2024

WESTERN MEDIUM				UDA PUSSELLAWAS (CONTD.)			
Craighead	BOP	1,950.00		Alma	OP1	1,750.00	@
Harangalla	BOP	1,950.00		Alma	PEK	1,460.00	@
Craighead	BOPSp	1,850.00		Alma	PEK1	1,750.00	@
Craighead	BOPF/BOPFSp	1,600.00					
Craighead	BOP1	2,150.00		UVA MEDIUM			
Harangalla	FBOP/FBOP1	2,350.00		Dickwella	BOP	1,850.00	
Dartry Valley	FBOP/FBOP1	2,350.00		Telbedde	BOPSp	1,800.00	
Dartry Valley	FBOPF/FBOPF1	2,050.00		Dickwella	BOPF/BOPFSp	1,800.00	
Harangalla	OP/OPA	1,650.00		Aruna Keppetipola	BOP1	1,950.00	
Craighead	OP1	2,000.00		Sarnia Plaiderie	FBOP/FBOP1	2,050.00	
Harangalla	OP1	2,000.00		Sarnia Plaiderie	FBOPF/FBOPF1	1,900.00	
Dartry Valley	OP1	2,000.00		Telbedde	FBOPF/FBOPF1	1,900.00	
New Rothschild	PEK	1,750.00	@	Shawlands	OP/OPA	1,800.00	
Craighead	PEK1	1,900.00		Ury	OP1	1,950.00	@
				Aruna Passara	PEK/PEK1	1,700.00	
WESTERN HIGH				Sarnia Plaiderie	PEK/PEK1	1,700.00	
Great Western	BOP	1,600.00		Halpewatte Uva	PEK/PEK1	1,700.00	
Queensberry	BOPSp	1,750.00		Telbedde	PEK/PEK1	1,700.00	
Robgill	BOPF/BOPFSp	2,000.00					
Inverness	BOP1	2,050.00		UVA HIGH			
Weddemulla	FBOP/FBOP1	1,900.00	@	Kelliebedde	BOP	1,280.00	
Kirkoswald	FBOP/FBOP1	1,900.00		Bandaraeliya	BOP	1,280.00	
Inverness	FBOP/FBOP1	1,900.00		Aislaby	BOPSp	1,650.00	
Weddemulla	FBOPF/FBOPF1	1,800.00	@	Spring Valley	BOPF/BOPFSp	1,340.00	
Bogahawatte	FBOPF/FBOPF1	1,800.00	@	Glenanore	BOP1	1,900.00	
Queensberry	FBOPF/FBOPF1	1,800.00		Spring Valley	BOP1	1,900.00	
Glenloch	FBOPF/FBOPF1	1,800.00		Aislaby	FBOP/FBOP1	1,900.00	
St Andrews	FBOPF/FBOPF1	1,800.00		Uvakellie	FBOP/FBOP1	1,900.00	
Bambrakelly	OP/OPA	1,600.00		Glenanore	FBOPF/FBOPF1	1,950.00	
Venture	OP1	1,950.00		Glenanore	OP	1,550.00	
Weddemulla	PEK/PEK1	1,700.00	@	Mahadowa	OP	1,550.00	
				Mount Uva	OPA	1,320.00	@
NUWARA ELIYA				Craig	OPA	1,320.00	
Mahagastotte	BOP	1,480.00		Mount Uva	OP1	1,850.00	@
Court Lodge	BOP	1,480.00		Aislaby	PEK/PEK1	1,750.00	
Lovers Leap	BOP	1,480.00					
Kenmare	BOPSp	1,200.00		UNORTHODOX HIGH			
Lovers Leap	BOPF/BOPFSp	1,600.00		Dunsinane CTC	PF1	1,200.00	
Kenmare	FBOP/FBOP1	1,850.00		Dunsinane CTC	BP1	1,340.00	
Kenmare	OP/OPA	960.00		Ulugedara CTC	BPS	1,300.00	@
Court Lodge	PEK/PEK1	1,460.00		Dunsinane CTC	BPS	1,300.00	
UDA PUSSELLAWAS				UNORTHODOX MEDIUM			
Luckyland	BOP	1,300.00		New Peacock CTC	PF1	1,260.00	
Luckyland	BOPF/BOPFSp	1,200.00		Rothschild CTC	PF1	1,240.00	@
Gampaha	BOP1	1,550.00		Delta CTC	PF1	1,240.00	
Alma	FBOP	1,850.00	@	New Peacock CTC	BP1	1,360.00	
Alma	FBOP1	1,550.00	@	Donside CTC	BPS	890.00	
Alma	FBOPF/FBOPF1	1,850.00	@				
Gonapitiya	OP	1,380.00	@	UNORTHODOX LOW			
Blairlomond	OP	1,380.00		Hingalgoda CTC	PF1	1,550.00	
Alma	OPA	1,220.00	@	Ceciliyan CTC	BP1	1,500.00	
				Canora CTC	BPS	770.00	

DENOTES – CEYLON TEA BROKERS PLC (@) / ALL TIME RECORD PRICE [**] / EQUAL ALL TIME [*]

CEYLON TEA BROKERS PLC – SALE NO. 09 OF 27TH / 28TH FEBRUARY 2024

FUTURE SALES INFORMATION

SALE NO 10 OF 05TH / 06TH MARCH 2024

EX-ESTATE H/M-OFF GR & DUST

LEAFY/ SEMI LEAFY/ TIPPY/PREM & BOP1A

LC	John Keells PLC	Mercantile Produce Brokers (Pvt) Ltd
CTB	Eastern Brokers Ltd	Forbes & Walker Tea Brokers (Pvt) Ltd
EB	Ceylon Tea Brokers PLC	Eastern Brokers Ltd
FW	Lanka Commodity Brokers	Lanka Commodity Brokers
BC	Bartleet Produce Marketing (Pvt) Ltd	John Keells PLC
AS	Forbes & Walker Tea Brokers (Pvt) Ltd	Asia Siyaka Commodities PLC
MC	Mercantile Produce Brokers (Pvt) Ltd	Ceylon Tea Brokers PLC
JK	Asia Siyaka Commodities PLC	Bartleet Produce Marketing (Pvt) Ltd

Buyers Prompt: 12.03.2024**Sellers Prompt: 13.03.2024**

AWAITING SALE - CATALOGUE DETAILS

	SALE OF 05TH/ 06TH MAR 2024		SALE OF 12TH/ 13TH MAR 2024	
	LOTS	QTY(KGS)	LOTS	QTY(KGS)
EX-ESTATE	764	742,878	835	825,621
HIGH AND MEDIUM	1,491	655,060	1,686	753,892
LOW GROWN (LEAFY)	1,760	661,020	1,758	642,041
LOW GROWN (SEMI LEAFY)	1,430	609,728	1,343	555,239
LOW GROWN (TIPPY)	2,110	1,039,493	2,058	999,774
OFF GRADES+BOP1A	2,138	1,018,814	2,133	1,049,483
DUSTS	506	416,446	509	430,822
PREMIUM FLOWERY	311	46,877	321	46,946
TOTAL	10,510	5,190,316	10,643	5,303,817
MAIN SALE & EX ESTATE CLOSED ON	15TH FEBRUARY 2024		22ND FEBRUARY 2024	

SALE NO. 12 – 19TH / 20TH MARCH 2024

Ex-Estate catalogue and Main Sale catalogues are scheduled to be closed on the 29th February 2024.

SALE NO. 13 – 26TH / 27TH MARCH 2024

Ex-Estate catalogue and Main Sale catalogues are scheduled to be closed on the 07th March 2024.

SALE NO. 14 – 02ND / 03RD APRIL 2024

Ex-Estate catalogue and Main Sale catalogues are scheduled to be closed on the 14th March 2024.

ELEVATION WISE – STATISTICS – COLOMBO AUCTION AVERAGES

Elevation	LAST WEEK	WEEK BEFORE LAST	LAST YEAR	YEAR BEFORE
	(RS)	(RS)	(RS)	(RS)
	Sale- 19.02.2024	Sale- 13.02.2024	Corres 2023	Corres 2022
Uva High	1117.25	1085.88	1267.28	657.49
Western High	1199.81	1189.50	1490.09	712.51
CTC High	1150.58	1106.41	1286.77	594.14
Total High Grown	1185.43	1170.98	1429.73	699.19
Uva Medium	1189.77	1189.20	1277.34	685.19
Western Medium	1130.02	1147.27	1237.39	611.68
CTC Medium	979.44	955.17	1152.64	533.68
Total Medium Grown	1144.13	1157.49	1249.18	630.52
Orthodox Low	1424.22	1456.72	1536.52	785.31
CTC Low	1019.27	1100.20	1070.63	523.73
Total Low Grown	1396.83	1428.27	1514.64	764.99
TOTAL	1315.67	1338.27	1460.57	727.19

Elevation	LAST WEEK	WEEK BEFORE LAST	LAST YEAR	YEAR BEFORE
	(\$)	(\$)	(\$)	(\$)
	Sale- 19.02.2024	Sale- 13.02.2024	Corres 2023	Corres 2022
Uva High	3.58	3.47	3.50	3.26
Western High	3.84	3.80	4.12	3.53
CTC High	3.68	3.53	3.56	2.94
Total High Grown	3.79	3.74	3.95	3.46
Uva Medium	3.81	3.80	3.53	3.39
Western Medium	3.62	3.66	3.42	3.03
CTC Medium	3.13	3.05	3.18	2.64
Total Medium Grown	3.66	3.70	3.45	3.12
Orthodox Low	4.56	4.65	4.25	3.89
CTC Low	3.26	3.51	2.96	2.59
Total Low Grown	4.47	4.56	4.19	3.79
Weekly Total (USD)	4.21	4.27	4.04	3.60
	312.44	313.25	361.92	201.93

Exchange Rate (LKR)

Elevation	TODATE	TODATE	TODATE	TODATE	TODATE	TODATE
	2022	2023	2024	2022	2023	2024
	(RS)	(RS)	(RS)	(\$)	(\$)	(\$)
Uva High	637.44	1241.45	1035.41	3.15	3.40	3.27
Western High	722.73	1485.34	1147.31	3.57	4.06	3.62
CTC High	615.43	1254.96	1128.04	3.04	3.43	3.56
Total High Grown	699.13	1420.42	1120.39	3.45	3.89	3.53
Uva Medium	661.25	1256.11	1106.05	3.27	3.44	3.49
Western Medium	626.73	1223.52	1098.44	3.10	3.35	3.46
CTC Medium	542.84	1124.40	938.78	2.68	3.08	2.96
Total Medium Grown	636.80	1232.94	1100.53	3.15	3.37	3.47
Orthodox Low	769.37	1569.19	1424.31	3.80	4.29	4.49
CTC Low	533.78	1060.28	1078.33	2.64	2.90	3.40
Total Low Grown	752.57	1541.87	1400.20	3.72	4.22	4.42
TOTAL	721.93	1472.50	1298.20	3.57	4.03	4.09

Cumulative Sale Averages – 1 USD = Rs. (Monthly Weighted Average) **202.44** **365.41** **317.04**

(Source: MSL/ CBSL)

WORLD TEA PRODUCTION (IN MILLION KILOS)

Country	Month	Month		To-date		Diff (+/-)
		2023	2024	2023	2024	2023 vs 2024
Sri Lanka	Jan	18.4	18.7	18.4	18.7	0.3

Country	Month	Month		To-date		Diff (+/-)
		2022	2023	2022	2023	2022 vs 2023
Bangladesh	Dec	7.8	7.8	93.8	102.9	9.1
Malawi	Dec	4.6	4	47.7	43.3	-4.4
North India	Dec	50	59.8	1134.5	1131.7	-2.8
South India	Dec	14.5	17.7	231.8	236	4.2
Kenya	Nov	49.2	50.9	477.9	515.9	38

(Source: Africa Tea Brokers/National Brokers Ltd)

MOMBASA AUCTION OF 26TH & 27TH FEBRUARY 2024

Good general demand prevailed for the 315,219 packages (21,108,424.00 kilos) in the market with 45.50% remaining unsold.

Pakistan Packers and Bazaar lent strong support with Egyptian Packers, UK, Yemen and other Middle Eastern countries showing more and useful activity. There was more enquiry from Afghanistan and Russia while South Sudan, Kazakhstan and other CIS states reduced interest. Local Packers were more active with Iran and Sudan quiet. Somalia maintained interest at the lower end of the market.

BP1: Best – Met irregular interest ranging between steady to USC7 above previous levels with selected lines advancing by USC47 and USC50 to easier by up to USC40. The lower end of the category dropped to USC125 on older teas. Brighter – Were steady with a few teas irregular varying between USC24 dearer to easier by up to USC18; the older offerings showed improved absorption at lower levels with the lowest price at USC126. Mediums – KTDA mediums held value at reserve price on current teas where sold while the lower end of the category dipped further to up to USC100 on the older offerings. Plantation mediums were irregular ranging between firm to USC21 dearer to easier by up to USC27. Lower Medium – Varied between steady to USC18 dearer to easier by up to USC14. Plainer – Mostly firm to USC18 below last prices but a few teas appreciated by up to USC10.

PF1: Best – Saw improved enquiry at steady to USC27 dearer. Brighter – Were firm to USC14 above previous levels. Mediums – KTDA mediums were firm to USC17 dearer with plantation mediums irregular varying between steady to USC26 dearer to easier by up to USC19. Lower Medium – Irregularly dearer by up to USC20 but a few lines lost up to USC23. Plainer – Gained up to USC14 but a few teas eased by up to USC7.

PDUST: Best – Steady to USC7 dearer with selected invoices appreciating by USC23 and USC36 some lines however, shed up to USC18. Brighter – Were firm to dearer by up to USC26. Mediums – KTDA mediums were irregular varying between firm to USC5 dearer to easier by up to USC12 while plantation mediums advanced by up to USC26. Lower Medium – Met improved competition and appreciated by up to USC28 but a few lines eased by up to USC20. Plainer – Were dearer by up to USC20.

DUST1: Best – Most teas were firm to USC15 dearer with a select tea gaining USC30 and USC75. Brighter – Were irregular ranging between firm to USC10 above previous prices with a few lines appreciating by USC28 and USC34 to easier by up to USC15. Mediums – KTDA mediums varied between steady to USC20 dearer to easier by up to USC8 with plantation mediums firm to USC20 above last levels. Lower Medium – Were dearer by up to USC20. Plainer – Ranged between firm to USC20 dearer to USC17 below previous prices.

In the **Secondary Catalogues**, BPs gained while PFs were steady. Clean well sorted coloury Fannings tended easier while similar DUSTs held value. Other Fannings were dearer with DUSTs firm. BMFs were well absorbed.

(Courtesy - Africa Tea Brokers Limited)

BANGLADESH AUCTION OF 27TH FEBRUARY 2024

CTC LEAF: 46,443 packages of tea on offer once again met with a restricted demand.

BROKENS: Select few lines of well made Brokens met with a fairly good demand at around last levels whilst all other descriptions met with much less demand and prices declined with heavy withdrawals. BLF teas met with fair demand at around last levels with fair withdrawals.

FANNINGS: A few lines of good liquoring Fannings met with a fairly good demand at around last levels easing slightly. All other varieties again met with much less demand at easier rates with heavy withdrawals. BLF teas met with fair demand at around last levels with fair withdrawals.

DUST: 13,771 packages of tea on offer met with fair demand. Good liquoring Dusts particularly CDs sold well and appreciated by Tk.3/- to Tk.5/-. Their mediums were also firm at around last levels with few withdrawals. Plain and BLF Dusts saw some improved demand at easier rates. Blenders lent fairly good support with some interest from Loose tea buyers.

COMMENTS: Bulk of the offerings comprised of end of season and reprinted teas which met with a very selective demand. Blenders were less active whilst Loose tea buyers were very selective. Withdrawals continued to be heavy. CDs were a strong feature of the sale.

(Courtesy - National Brokers Limited)

JAKARTA AUCTION OF 22ND FEBRUARY 2024

CTC LEAF

Demand: Good demand.

Market: The total CTC leaf teas sold this week was 86.93% (937,506.35 Kgs) of the total offering of 1,078,460.53 Kgs.

Best: Larger broken sold firm at the bottom end, whilst the top end declined substantially. Good: Larger weight of all sorts in this category went unsold initially, however at the far end of the sale all sorts settled at barely steady prices. Better Medium: All categories in this category sold fully firm to dearer by up to Rs. 2. Medium: All sorts sold firm to occasionally dearer by up to Rs. 2. Plainer: All sorts settled at steady prices.

ORTHODOX LEAF

Demand: Good demand.

Market: The high grown whole leaf grades sold at firm to dearer. The high grown broken settled at easier prices following quality. Fanning sold barely steady. Other, whole leaf sold firm to dearer. Broken sold at irregular and easier prices. Fanning sold steadily.

CTC DUST

Demand: Good Demand.

Market: CTC dust offer this week was at 281,479.54 Kgs of which 252,255.48 Kgs were sold (89.62%).

PD: Best category dust sold irregularly following quality. Good and better mediums sold dearer on quality and competition. Medium & plainer teas settled at steady prices. RD: Best category sold at irregular levels following quality. Good teas fetched irregular prices with the lower end appreciating, whilst the top end declined in prices. Remainders sold at firm levels.

ORTHODOX DUST

Demand: Good demand.

Market: High grown primary dust continues to meet with good demand and fetched dearer prices following quality and competition. Secondary teas sold at irregular prices. Other category primary dust & secondaries sold dearer on competition.

(Courtesy: J. Thomas & Co. Pvt Ltd)

GUWAHATI / MALAWI /KOLKATA AUCTION

The above market report details were not available at the time of printing this publication.