



**Ceylon Tea
Brokers**

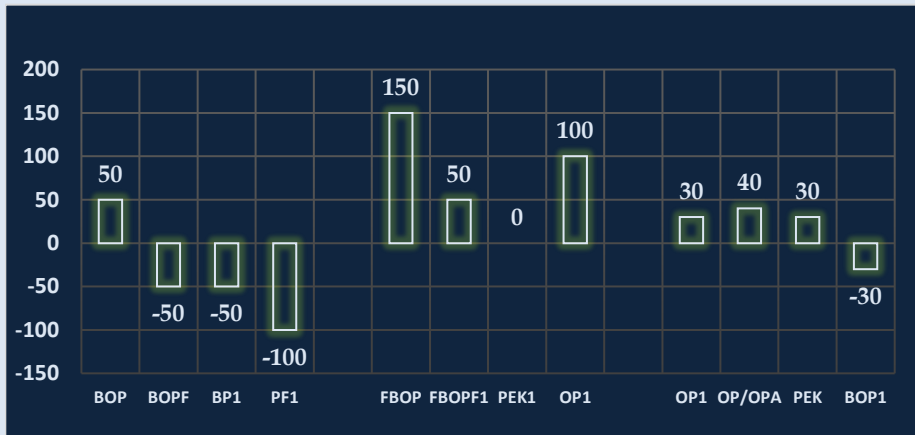


MARKET SNAPSHOT

SALE NO. 07 OF 13TH / 14TH FEBRUARY 2024

CEYLON TEA BROKERS PLC
Level 7, Millenium House, No.46/58, Nawam Mawatha, Colombo 2
Tel: 011-460777 Fax: 011-4607788
Email: general@ceylontebrokers.com
Web: www.ceylontebrokers.com

Ex-Estate met with irregular demand whilst good demand prevailed for Low Grown.



EX-ESTATE

MEDIUM

LOW GROWN

Currency - 14th February
LKR/USD 308.27

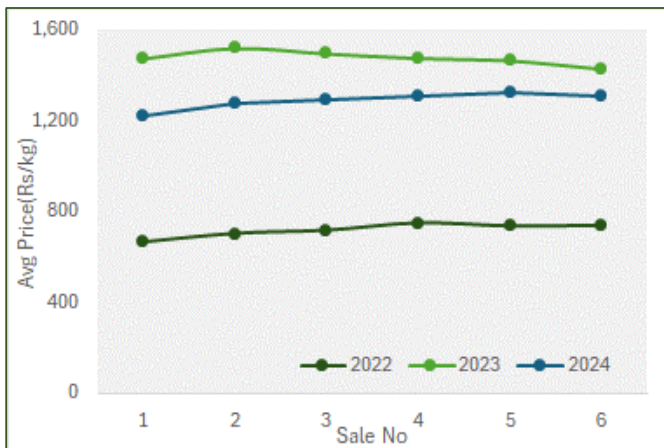
February (01st Sale)
Rs. 1,306.96
USD 4.24

Elevation Average

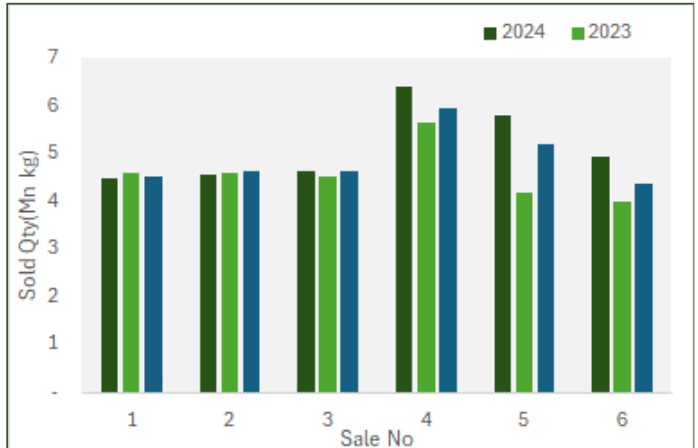
ELV	RS	USD
High	1,145.93	\$ 3.72
Medium	1,102.43	\$ 3.58
Low	1,386.55	\$ 4.50

SALE WISE SRI LANKAN TEA AVERAGE PRICE (RS/KG) & SOLD QUANTITY (MN KG) MOVEMENT 2022-2024

Average Price

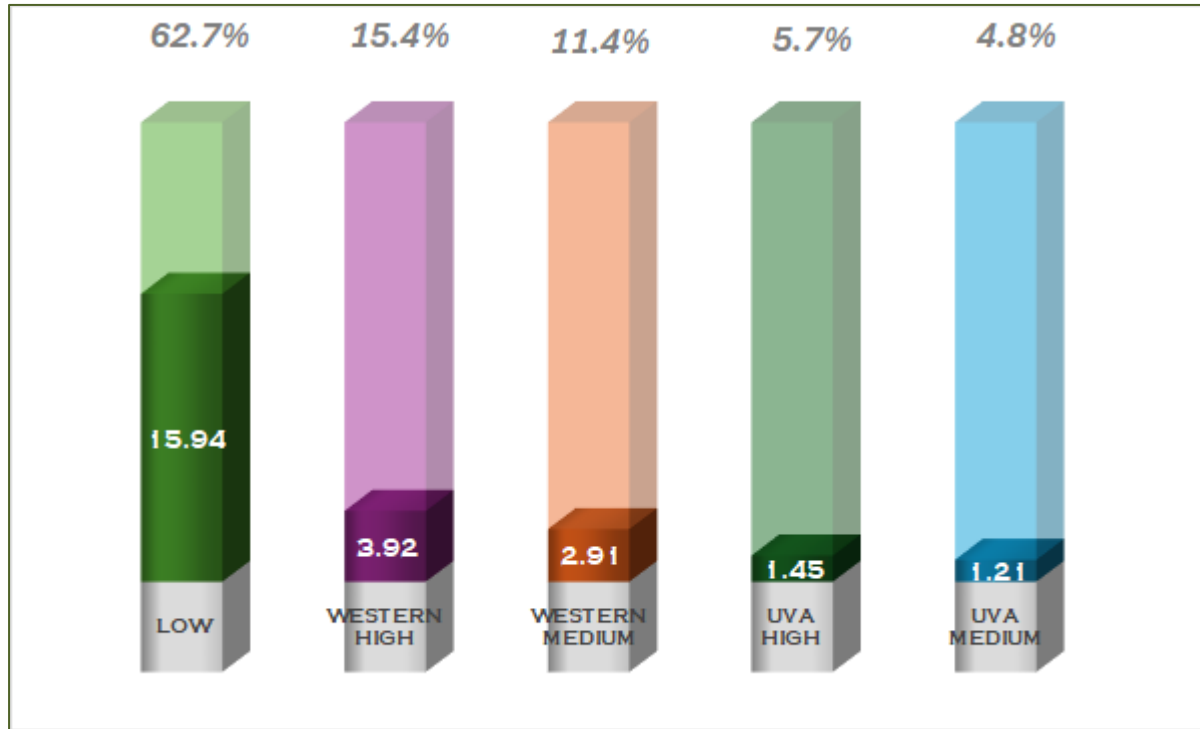


Sold Quantity



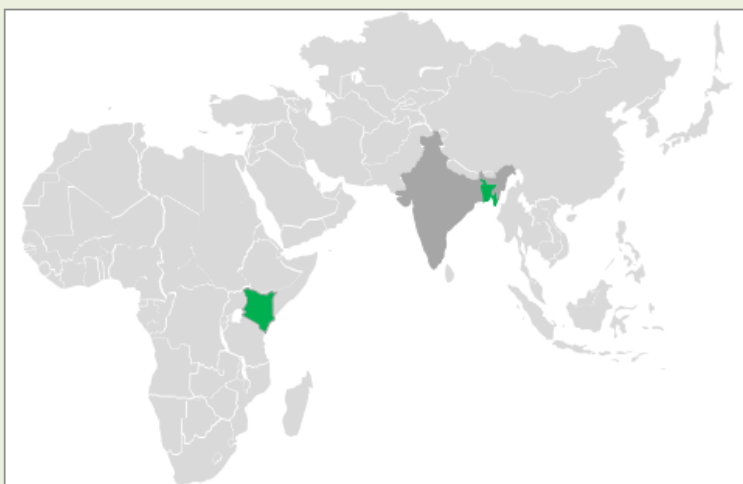
(Source: MSL)

**ELEVATION WISE SRI LANKA TEA SOLD QUANTITY (IN MN KG)
JANUARY - YEAR 2024**



(Source: MSL)

MARKET MOVEMENT AT INTERNATIONAL AUCTION CENTERS THIS WEEK



Kenya



Bangladesh



India market report details were not available at the time of printing this publication.

COMMENTS

Sale	Ex-Estate		Low Grown (Leafy/Tippy)		Total	
	Qty	Demand	Qty	Demand	Qty	Demand
07	0.74 MKGs	Irregular	2.2 Mkgs	Good	4.8 MKGs	Good

WESTERN				
	SELECT BEST	BEST	BELOW BEST	PLAINER
BOP	↑ 100/-	↑ 50/-	↓ 50/-	↓ 100/-
BOPF	↑ 50/-	↑ 50/-	↓ 100/-	↓ 50/-

	NUWARA ELIYA	UDA PUSSELLAWA	UVA
BOP	N/A	↑ 50/-	↑ 50/-
BOPF	↓ 100/-	↑ 50/-	↓ 50/-

	HIGH	MEDIUM	LOW
BP1	↓ 50/-	↓ 100/-	↓ 50/-
PF1	↓ 100/-	Firm	↓ 50/-

HIGH & MEDIUM				
	SELECT BEST	BEST	BELOW BEST	OTHERS
BOP1	↑ 100/-	↑ 50/-	↑ 50/-	↑ 50/-
OP1	↑ 50/-	↑ 50/-	↑ 50/-	↑ 50/-
FBOP	↑ 150/-	↑ 100/-	↑ 100/-	↑ 50/-
FBOPF1	↑ 50/-	↑ 50/-	Firm	Firm
PEK	Firm	Firm	Firm	Firm
PEK1	↓ 50/-	Firm	Firm	Firm
OP/OPA	↑ 50/-	↑ 50/-	Firm	Firm

LEAFY / SEMI LEAFY				
	SELECT BEST	BEST	BELOW BEST	OTHERS
OP1	↓ 100/-	↑ 50/-	↑ 40/-	↑ 40/-
BOP1	↓ 50/-	↓ 50/-	↓ 50/-	↑ 50/-
OP/OPA			↑ 40/-	
PEK			↑ 30/-	
PEK1			↑ 30/-	

SMALL LEAF / TIPPY				
FBOP	Firm	↑ 20/-	↑ 10/-	Firm
FBOP1	Firm	↑ 20/-	Firm	↑ 40/-
FBOPF1	Firm	↑ 50/-	↑ 20/-	Firm

PREMIUM FLOWERY		
	FBOPFEXSP	FBOPFSP
Select Best	↓ 400-800/-	↓ 200-400/-
Best	↑ 100-200/-	↑ 100-200/-
Below Best	Firm	↓ 50/-
Others	Firm	Firm



Crude Oil

As of 14th February 2024: USD 83.10



Mombasa Auction

Demand: Improved demand.

WE CONGRATULATE
"Talawakelle Tea Estates PLC"
 for being the Winner of
*"The Sri Lanka National Quality
 Award 2022"*



CURRENCY BOARD – AS AT 14TH FEBRUARY 2024

	United States Dollars (USD)		European Community Euro (EUR)		United Kingdom pounds (GBP)	
	Corresponding		Corresponding		Corresponding	
	2024	2023	2024	2023	2024	2023
Sri Lankan Rupee	308.27	359.65	328.76	383.38	386.86	434.81

(Courtesy - Central Bank of Sri Lanka)

Indian Rupee	83.04	82.65	89.22	88.36	104.78	99.88
Kenyan Shilling	156.37	124.34	168.00	132.93	197.29	150.27
Bangladesh Taka	108.55	104.89	116.63	112.14	136.96	126.77
Indonesian Rupiah	15,621.90	15,210.00	16,784.00	16,261.60	19,710.00	18,381.90
Malawi Kwacha	1,674.22	1,021.40	1,798.76	1,092.02	2,112.34	1,234.40
Vietnam Dong	24,404.10	23,588.90	26,219.40	25,219.80	30,790.30	28,508.00

(Courtesy - Oanda Corporation)

SRI LANKA RUPEE AGAINST US DOLLAR

TIME PERIOD 08/02/2024 TO 14/02/2024 (SPOT / BUYING RATE)

08/2/2024	308.49	12/2/2024	308.20	14/2/2024	308.27
09/2/2024	308.32	13/2/2024	308.58		

(Courtesy - Central bank of Sri Lanka)

QUANTITY SOLD DURING THE PERIOD 05TH – 10TH FEBRUARY 2024

	2024		2023	
	WEEKLY	TODATE	WEEKLY	TODATE
PRIVATE SALES	126,709.50	580,109.90	105,882.25	611,313.35
PUBLIC AUCTION	4,371,517.50	29,286,496.50	4,006,142.00	27,563,036.00
FORWARD CONTRACTS	30,000.00	130,000.00	55,000.00	380,088.00
DIRECT SALES	-	-	-	-
TOTAL	4,528,227.00	29,996,606.40	4,167,024.25	28,554,437.35
BMF EXCLUDED FROM PRIVATE SALE	21,259.00	239,162.00	626.00	271,601.00

TEA
TECH
TIPS



When using hot air for withering, it is the drying capacity of the air that is important and not degree of temperature.

CROP AND WEATHER (FOR THE PERIOD 07TH – 12TH FEBRUARY 2024)

The Western and Nuwara Eliya planting districts experienced sunny weather throughout. The Department of Meteorology forecasts windy conditions and rain in both regions.

The Uva/Udapussellawa's reported bright conditions. Windy conditions and showers are to be expected in both regions.

The Low grown's experienced sunny conditions. Windy conditions with showers are expected in the Low grown district.

The Western and Nuwara Eliya's maintained their crop intake whilst the Uva/Udapussellawa and Low grown districts recorded a decline.

WEATHER FORECAST (FOR THE PERIOD 15TH – 21ST FEBRUARY 2024)

	Thu (15/02)	Fri (16/02)	Sat (17/02)	Sun (18/02)	Mon (19/02)	Tue (20/02)	Wed (21/02)
Galle	32°/24°C 	32°/24° 	30°/24°C 	33°/25°C 	33°/24°C 	32°/24°C 	32°/23°C
Matara	35°/22°C 	36°/23°C 	31°/22°C 	35°/24°C 	34°/24°C 	34°/25°C 	33°/25°C
Ratnapura	34°/21°C 	35°/22°C 	33°/21°C 	35°/22°C 	37°/22°C 	36°/23°C 	35°/22°C
Hatton/ Talawakelle	28°/15°C 	28°/17°C 	27°/15°C 	29°/15°C 	30°/17°C 	29°/18°C 	28°/17°C

ORDER OF SALE THIS WEEK

EX EST	H/M-OFF GR & DUST	LEAFY/ SEMI LEAFY/ TIPPY/PREM & BOP1A
AS	Bartleet Produce Marketing (Pvt) Ltd	Forbes & Walker Tea Brokers (Pvt) Ltd
BC	Ceylon Tea Brokers PLC	Mercantile Produce Brokers (Pvt) Ltd
MC	John Keells PLC	Bartleet Produce Marketing (Pvt) Ltd
JK	Eastern Brokers Ltd	Eastern Brokers Ltd
LC	Forbes & Walker Tea Brokers (Pvt) Ltd	Ceylon Tea Brokers PLC
CTB	Mercantile Produce Brokers (Pvt) Ltd	Asia Siyaka Commodities PLC
EB	Lanka Commodity Brokers	John Keells PLC
FW	Asia Siyaka Commodities PLC	Lanka Commodity Brokers

CATALOGUE	LOTS	QTY (KGS)
EX-ESTATE	728	738,559
HIGH AND MEDIUM	1,168	474,432
LOW GROWN (LEAFY)	1,754	631,049
LOW GROWN (SEMI LEAFY)	1,437	599,532
LOW GROWN (TIPPY)	2,001	974,271
OFF GRADES + BOP1A	1,947	932,835
DUSTS	489	432,047
PREMIUM FLOWERY	380	57,270
TOTAL	9,904	4,839,995

HIGH GROWN TEAS

BOP Best Western's selected invoices appreciated by Rs.50-100/- per kg whilst the others were irregular. Below best firm to Rs.50/- per kg lower whilst the Plainer types lost more. Hardly any offering from Nuwara Eliya's. Uda Pussellawa's were firm to Rs.50/- per kg dearer. Uva's too followed a similar trend.

BOPF Best Western's gained by Rs.50/- per kg and at times more. Below best eased by Rs.50-100/- per kg. Plainer types were lower to a lesser extent. Nuwara Eliya's declined by Rs.100/- per kg. Uda Pussellawa's were firm to Rs.50/- per kg dearer. Uva's lost by Rs.50/- per kg and at times more.

MEDIUM GROWN TEAS

BOP1 Select best gained by Rs.100/- per kg whilst all others moved up by Rs.50/- per kg.

OP1 Overall, appreciated by Rs.50/- per kg.

OP/OPA Select best and best increased by Rs.50/- per kg. Below best and others held firm.

PEKOE/PEKOE1 **PEK** – In general, maintained.

PEK1 – Select best were lower by Rs.50/- per kg. Best, Below best and others remained unchanged.

FBOP/FBOPF1 **FBOP** – Select best moved up by Rs.150/- per kg. Best and below best gained by Rs.50/- per kg whilst others dearer by Rs.50/- per kg.

FBOPF1 – Select best and best gained by Rs.50/- per kg whilst all others held firm.

CTC

HIGH GROWN **BP1** – Lost by Rs.50/- per kg.

PF1 – Dropped by Rs.100/- per kg.

MEDIUM GROWN **BP1** – Eased by Rs.100/- per kg.

PF1 – Maintained.

LOW GROWN **BP1** – Dropped by Rs.50/- per kg.

PF1 – Lower by Rs.50/- per kg.

QUOTATIONS-HIGH GROWNS	BOP		BOPF	
BEST WESTERNS	1,280	1,550	1,340	1,800
BELOW BEST WESTERNS	1,180	1,220	1,160	1,280
PLAINER WESTERNS	1,040	1,160	1,040	1,120
NUWARA ELIYAS	N/A		N/A	
UDAPUSSELLAWAS	1,020	1,220	1,000	1,160
BEST UVAS	1,280	1,480	1,320	1,340
OTHER UVAS	N/A		1,080	1,140
GOOD MEDIUMS	1,120	2,000	1,100	1,160
POOR MEDIUMS	800	1,100	750	1,000
QUOTATIONS – UNORTHODOX	BP1		PF1	
(CTC) CTC (High & Medium)	1,140	1,340	940	1,340
CTC (Low)	1,340	1,480	1,100	1,650

LOW GROWN

BOP1	Select best maintained whilst best and below best were firm to lower. Poorer sorts appreciated.
OP1	Select best and best were lower whilst below best and poorer sorts were dearer.
OP	In general, firm.
OPA	Select best were firm to lower whilst balance sold around last week levels.
PEKOE/PEKOE1	In general, were easier
FBOP/FBOP1	Select best were lower, whilst best and below best held firm.
BOP	All-round firm.
BOPF	All-round lower.
FBOPF/FBOPF1	Select best FBOPF's were lower whilst all others were firm. All round FBOPF1's were firm to dearer.

QUOTATIONS	SELECT BEST	BEST	BELOW BEST	OTHER
BOP1	2,500-4,250	1,800-2,200	1,400-1,700	900-1,200
OP1	3,500-4,300	2,700-3,500	1,600-2,200	900-1,400
OP	1,600-1,900	1,400-1,550	1,200-1,400	900-1,000
OPA	1,500-1,950	1,250-1,400	1,150-1,250	800-1,000
PEKOE	1,550-2,600	1,300-1,450	1,200-1,300	850-1,150
PEKOE1	1,700-2,400	1,450-1,600	1,200-1,400	1,000-1,100
FBOP1	1,600-2,450	1,300-1,500	1,000-1,200	Below 900
FBOP	2,000-2,600	1,550-1,800	1,200-1,500	Below 1000
BOP	1,750-2,150	1,450-1,650	1,200-1,400	Below 1000
BOPF	1,000-1,950	850-950	750-820	Below 720
FBOPF1	1,850- 2,350	1,550-1,700	1,200-1,450	Below 1000
FBOPF	1,500-2,250	1,000-1,300	850-950	Below 800
FFSP/FFEXSP/FFEXSP1	4,500-5,850	3,000-4,200	1,800-2,800	Below 1,400

OFF GRADES

FGS/FGS1 High grown were firm to Rs.10-20/- per kg dearer. Medium and low grown maintained. CTC's held firm.

BM/BP **BM** – Best and below best commenced firm yet eased by Rs. 20-30/- per kg as the sale progressed. Bottom were lower by Rs.20-30/- per kg.
BP – In general declined by Rs. 20-30/- per kg.

BOP1A Best were firm to easier by Rs. 30-40/- per kg. Below Best were maintained whilst the teas at the lower end were firm to lower by Rs.20-30/- per kg.

	HIGH		MEDIUM		LOW	
FNGS	560	1,160	640	980	500	1,200
P.FGS (CTC)	920	960	750	940	690	1,100
BP	640	1,100	610	1,300	610	1,550
BM	590	1,180	580	1,180	500	1,460
BOP1A	720	870	660	1,100	630	1,500

DUST

DUST1 Best and below best were firm to dearer by Rs. 30-50/- per kg. CTC's were irregular. Best low grown were lost by Rs.20-40/- per kg. Below best low grown held firm.

DUST Cleaner Secondaries were firm to lower by Rs. 30-50/- per kg. Low grown maintained.

	HIGH		MEDIUM		LOW	
PRIMARY DUSTS	1,180	1,200	980	1,220	900	1,060
SECONDARY DUSTS	820	960	750	920	650	880
PDUST (CTC)	1,060	1,240	1,100	1,320	1,080	1,360

TOP PRICES - SALE NO. 07 OF 13TH / 14TH FEBRUARY 2024

WESTERN MEDIUM				UDA PUSSELLAWAS (CONTD..)			
Harangalla	BOP	2,000.00		Alma	FBOP/FBOP1	1,800.00	@
Doombagastalawa	BOPSp	1,850.00		Alma	FBOPF/FBOPF1	1,950.00	@
Hatale	BOPSp	1,850.00		Alma	OP/OPA	1,500.00	@
Craighead	BOPSp	1,850.00		Alma	OP1	1,700.00	@
Uplands	BOPF/BOPFSp	1,750.00		Alma	PEK	1,440.00	@
Hatale	BOP1	2,250.00		Alma	PEK1	1,800.00	@
New Rothschild	BOP1	2,150.00	@				
Harangalla	FBOP/FBOP1	2,550.00		UVA MEDIUM			
Harangalla	FBOPF/FBOPF1	2,150.00		Demodera 'S'	BOP	1,950.00	
Ancoombra	FBOPF/FBOPF1	2,150.00		Demodera 'S'	BOPSp	1,700.00	
Hatale	FBOPF/FBOPF1	2,150.00		Dickwella	BOPF/BOPFSp	1,900.00	
Harangalla	OP/OPA	1,700.00		High Spring	BOP1	1,900.00	
Galgewatta	OP/OPA	1,700.00		Sarnia Plaiderie	FBOP/FBOP1	2,050.00	
Harangalla	OP1	1,900.00		Ambrosia Uva	FBOPF/FBOPF1	2,000.00	
Dartry Valley	OP1	1,900.00		Telbedde	OP/OPA	1,700.00	
New Rothschild	PEK/PEK1	1,850.00	@	Uva Samovar	OP1	1,850.00	
				Misty-Uva	OP1	1,850.00	
WESTERN HIGH				Misty-Uva	PEK/PEK1	1,750.00	
Cymru	BOP	1,700.00		Ury	PEK/PEK1	1,650.00	@
Holyrood	BOPSp	1,550.00		Sarnia Plaiderie	PEK/PEK1	1,650.00	
Great Western	BOPF/BOPFSp	1,850.00		Telbedde	PEK/PEK1	1,650.00	
Venture	BOP1	1,900.00					
Weddemulla	FBOP/FBOP1	2,050.00	@	UVA HIGH			
Queensberry	FBOPF/FBOPF1	1,950.00		Bandaraeliya	BOP	1,480.00	
Venture	FBOPF/FBOPF1	1,950.00		Aislaby	BOPSp	1,900.00	
Bogahawatte	FBOPF/FBOPF1	1,950.00		Kelliebedde	BOPF/BOPFSp	1,140.00	
Weddemulla	FBOPF/FBOPF1	1,900.00	@	Aislaby	BOP1	2,200.00	
Bambrakelly	FBOPF/FBOPF1	1,900.00		Glenanore	FBOP/FBOP1	2,050.00	
St Andrews	OP/OPA	1,750.00		Glenanore	FBOPF/FBOPF1	1,950.00	
Bambrakelly	OP1	1,850.00		Gonamotawa	FBOPF/FBOPF1	1,950.00	
Torrington	OP1	1,850.00		Spring Valley	FBOPF/FBOPF1	1,950.00	
Venture	OP1	1,850.00		Aislaby	FBOPF/FBOPF1	1,950.00	
Weddemulla	OP1	1,650.00	@	Glenanore	OP/OPA	1,550.00	
Uda Radella	OP1	1,650.00		Odoowerre	OP1	1,800.00	
Weddemulla	PEK/PEK1	1,750.00	@	Aislaby	PEK/PEK1	1,650.00	
Diyagama East	PEK/PEK1	1,750.00					
Bogahawatte	PEK/PEK1	1,650.00	@	UNORTHODOX HIGH			
St Andrews	PEK/PEK1	1,650.00		Dunsinane CTC	PF1	1,340.00	
				Dunsinane CTC	BP1	1,340.00	
				Ulgedara CTC	BPS	1,280.00	@
NUWARA ELIYA							
Court Lodge	BOPF/BOPFSp	1,260.00		UNORTHODOX MEDIUM			
Lovers Leap	FBOP/FBOP1	1,650.00		Delta CTC	PF1	1,240.00	
Kenmare	OP/OPA	980.00		New Peacock CTC	PF1	1,240.00	
Court Lodge	PEK/PEK1	1,420.00		New Peacock CTC	BP1	1,320.00	
UDA PUSSELLAWAS				UNORTHODOX LOW			
Luckyland	BOP	1,220.00		Hingalgoda CTC	PF1	1,650.00	
Luckyland	BOPF/BOPFSp	1,160.00		Ceciliyan CTC	BP1	1,480.00	
Kirklees	BOPF/BOPFSp	1,160.00		Lantern Hill CTC	BPS	920.00	
Gampaha	FBOP/FBOP1	1,850.00					

DENOTES – CEYLON TEA BROKERS PLC [@] / ALL TIME RECORD PRICE [**] / EQUAL ALL TIME [*]

CEYLON TEA BROKERS PLC – SALE NO. 07 OF 13TH / 14TH FEBRUARY 2024

FUTURE SALES INFORMATION
SALE NO 08 OF 19TH / 20TH FEBRUARY 2024

EX-ESTATE H/M-OFF GR & DUST

LEAFY/ SEMI LEAFY/ TIPPY/PREM & BOP1A

MC	Ceylon Tea Brokers PLC	Mercantile Produce Brokers (Pvt) Ltd
JK	John Keells PLC	Bartleet Produce Marketing (Pvt) Ltd
LC	Eastern Brokers Ltd	Ceylon Tea Brokers PLC
CTB	Forbes & Walker Tea Brokers (Pvt) Ltd	Asia Siyaka Commodities PLC
EB	Mercantile Produce Brokers (Pvt) Ltd	Eastern Brokers Ltd
FW	Lanka Commodity Brokers	John Keells PLC
BC	Asia Siyaka Commodities PLC	Lanka Commodity Brokers
AS	Bartleet Produce Marketing (Pvt) Ltd	Forbes & Walker Tea Brokers (Pvt) Ltd

Buyers Prompt: 26.02.2024**Sellers Prompt: 27.02.2024**

AWAITING SALE - CATALOGUE DETAILS

	SALE OF 19TH/ 20TH FEB 2024		SALE OF 27TH/ 28TH FEB 2024	
	LOTS	QTY(KGS)	LOTS	QTY(KGS)
EX-ESTATE	727	722,626	747	732,284
HIGH AND MEDIUM	1,104	468,627	1,276	524,719
LOW GROWN (LEAFY)	1,642	582,862	1,678	588,737
LOW GROWN (SEMI LEAFY)	1,403	588,766	1,418	592,294
LOW GROWN (TIPPY)	1,927	925,924	2,012	971,586
OFF GRADES+BOP1A	1,885	888,956	1,663	786,226
DUSTS	463	414,980	424	368,700
PREMIUM FLOWERY	360	52,251	398	58,565
TOTAL	9,511	4,644,992	9,616	4,623,111
MAIN SALE & EX ESTATE CLOSED ON	01ST FEBRUARY 2024		08TH FEBRUARY 2024	

SALE NO. 10 – 05TH / 06TH MARCH 2024

Ex-Estate catalogue and Main Sale catalogues are scheduled to be closed on the 15th February 2024.

SALE NO. 11 – 12TH / 13TH MARCH 2024

Ex-Estate catalogue and Main Sale catalogues are scheduled to be closed on the 22nd February 2024.

SALE NO. 12 – 19TH / 20TH MARCH 2024

Ex-Estate catalogue and Main Sale catalogues are scheduled to be closed on the 29th February 2024.

ELEVATION WISE – STATISTICS – COLOMBO AUCTION AVERAGES

Elevation	LAST WEEK	WEEK BEFORE LAST	LAST YEAR	YEAR BEFORE
	(RS)	(RS)	(RS)	(RS)
	Sale- 06.02.2024	Sale- 30.01.2024	Corres 2023	Corres 2022
Uva High	972.95	1020.39	1188.24	634.21
Western High	1166.84	1157.35	1476.55	724.31
CTC High	1180.42	1164.55	1285.67	616.53
Total High Grown	1132.36	1129.60	1405.55	705.66
Uva Medium	1060.39	1069.93	1182.23	671.92
Western Medium	1111.78	1119.39	1159.34	637.66
CTC Medium	981.37	943.50	1124.93	550.63
Total Medium Grown	1099.89	1107.45	1165.65	645.87
Orthodox Low	1418.77	1468.43	1511.74	785.54
CTC Low	1052.31	1098.00	1027.22	552.56
Total Low Grown	1390.74	1438.73	1485.73	770.29
TOTAL	1309.14	1322.09	1428.64	736.96

Elevation	LAST WEEK	WEEK BEFORE LAST	LAST YEAR	YEAR BEFORE
	(\$)	(\$)	(\$)	(\$)
	Sale- 06.02.2024	Sale- 30.01.2024	Corres 2023	Corres 2022
Uva High	3.12	3.21	3.28	3.14
Western High	3.74	3.64	4.08	3.59
CTC High	3.78	3.66	3.55	3.05
Total High Grown	3.63	3.55	3.88	3.49
Uva Medium	3.40	3.37	3.27	3.33
Western Medium	3.56	3.52	3.20	3.16
CTC Medium	3.14	2.97	3.11	2.73
Total Medium Grown	3.52	3.48	3.22	3.20
Orthodox Low	4.54	4.62	4.18	3.89
CTC Low	3.37	3.45	2.84	2.74
Total Low Grown	4.45	4.53	4.10	3.81
Weekly Total (USD)	4.19	4.16	3.95	3.65
	312.24	317.94	361.96	202.00

Exchange Rate (LKR)

Elevation	TODATE	TODATE	TODATE	TODATE	TODATE	TODATE
	2022	2023	2024	2022	2023	2024
	(RS)	(RS)	(RS)	(\$)	(\$)	(\$)
Uva High	629.80	1238.68	1022.45	3.11	3.39	3.21
Western High	723.57	1482.16	1132.06	3.57	4.06	3.55
CTC High	620.66	1249.89	1128.49	3.07	3.42	3.54
Total High Grown	696.46	1417.31	1103.66	3.44	3.88	3.46
Uva Medium	652.04	1258.43	1087.32	3.22	3.44	3.41
Western Medium	630.46	1227.41	1087.14	3.11	3.36	3.41
CTC Medium	543.25	1122.34	929.67	2.68	3.07	2.92
Total Medium Grown	636.92	1236.47	1087.19	3.15	3.38	3.41
Orthodox Low	764.71	1578.25	1419.48	3.78	4.32	4.46
CTC Low	535.84	1067.84	1083.79	2.65	2.92	3.40
Total Low Grown	748.71	1550.75	1396.43	3.70	4.24	4.38
TOTAL	719.46	1477.75	1289.89	3.55	4.04	4.05

Cumulative Sale Averages – 1 USD = Rs. (Monthly Weighted Average) 202.44 365.41 318.62

(Source: MSL/ CBSL)

WORLD TEA PRODUCTION (IN MILLION KILOS)

Country	Month	Month		To-date		Diff (+/-)
		2022	2023	2022	2023	2022 vs 2023
Sri Lanka	Dec	19.7	19.8	251.8	256	4.2
Bangladesh	Dec	7.8	7.8	93.8	102.9	9.1
North India	Dec	50	59.8	1134.5	1131.7	-2.8
South India	Dec	14.5	17.7	231.8	236	4.2
Kenya	Nov	49.2	50.9	477.9	515.9	38
Malawi	Nov	1.7	2.7	43.1	39.3	-3.8

(Source: Africa Tea Brokers/National Brokers Ltd)

MOMBASA AUCTION OF 12TH & 13TH FEBRUARY 2024

There was improved demand at irregular levels following quality for the 293,239 packages available in the market with 45.74% remaining unsold. Pakistan Packers and Bazaar showed improved support while Egyptian Packers, Yemen and other Middle Eastern countries maintained interest. UK lent more support with reduced activity from Kazakhstan, other CIS states and Afghanistan. Local Packers and South Sudan were more active with some enquiry from Russia. Iran and Sudan were absent while Somalia were active at the lower end of the market.

BP1: Best – Met irregular interest varying between firm to USC20 dearer with select lines appreciating by USC42 to USC70 to easier by up to USC32 and some teas shed USC58 to USC78. The lower end in this category dropped by up to USC105 due to removal of price limits on older offerings of small holder sector teas. Brighter – Were firm to USC22 below last levels with the lower end of this category shedding USC100. Mediums – KTDA mediums were steady where sold; the lower end of the category lost up to USC110. Plantation mediums were easier by up to USC22 with a number remaining unsold. Lower Medium – Were irregular varying between USC10 above last prices and selected invoices gained USC32 to easier by up to USC14. Plainer – Ranged between firm to USC10 dearer to easier by up to USC12.

PF1: Best – Irregular with some teas appreciating by up to USC12 and selected teas were dearer by USC20 and USC27 while others eased by up to USC20. The lower end of the category lost up to USC105 following removal of price limits on older offerings of small holder sector teas. Brighter – Varied between steady to USC10 below last prices with some teas dearer by a similar margin. Mediums – KTDA mediums ranged between firm to USC6 dearer to easier by up to USC12 with the lower end of the category dipping by USC77 following adjustment of minimum price on older teas. Plantation mediums varied between steady to USC14 above last levels to easier by up to USC11. Lower Medium – Were irregular ranging between firm to USC22 dearer to easier by up to USC8. Plainer – Saw improved competition and were irregularly dearer by up to USC40 but some teas lost up to USC18.

PDUST: Best – Mostly easier by up to USC23 with a few lines shedding USC34 and USC41 but some lines were steady to USC10 above last levels. Brighter – Were firm to easier by up to USC14 and select invoices lost USC23; a few teas however appreciated by up to USC8. Mediums – KTDA mediums were mainly steady at last rates with some lines irregular varying between USC10 dearer to easier by up to USC8. Plantation mediums were firm to easier by up to USC14 but select invoices gained USC16. Lower Medium – Ranged between USC11 dearer to USC10 below previous levels. Plainer – Shed up to USC23.

DUST1: Best – Varied between mainly firm to USC13 dearer to easier by up to USC8. Brighter – Irregular ranging between steady to USC18 dearer to easier by up to USC20. Mediums – KTDA mediums were irregular varying between firm to USC20 dearer to USC14 below last prices while plantation mediums were easier by up to USC16. Lower Medium – Saw irregular interest ranging between USC16 dearer with selected invoices gaining USC23 to USC12 easier. Plainer – Some teas advanced by up to USC8 with select lines dearer by USC18 while others lost up to USC12 with a few lines shedding USC20.

SECONDARY GRADES (S1): In the Secondary Catalogues, BPs were firm with PFs steady. Clean well sorted coloury Fannings were irregular but on balance easier while similar DUSTs sold at about previous rates. Other Fannings gained while DUSTs were easier. BMFs were well absorbed.

(Courtesy - Africa Tea Brokers Limited)

BANGLADESH AUCTION OF 12TH FEBRUARY 2024

CTC LEAF: 54,922 packages of tea on offer met with less demand.

BROKENS: Well-made Brokens met with a fair demand but at lower rates often declining by Tk.5/- and more. All other varieties witnessed much less demand and where sold eased in price. There were many withdrawals particularly in the plain categories. BLF teas saw some interest at lower rates. Here again there were more withdrawals.

FANNINGS: A handful of clean Fannings met with a fairly good demand and there was some competition for the brighter varieties which were generally firm. All other descriptions witnessed less demand and declined in line with quality. There were heavy withdrawals particularly in the plain segment of the market. BLF teas saw some interest at lower rates. Here again there were more withdrawals.

DUST: 17,410 packages of tea on offer met with fair demand. Good liquoring Dusts sold well with fewer withdrawals. Mediums were again an easier market with some withdrawals. Plain and BLF Dusts remained difficult of sale with heavy withdrawals. Blenders were fairly active whilst Loose tea buyers were selective.

COMMENTS: There was a general decline in demand this week which reflected in much heavier withdrawals in this sale. However, a few select teas elicited good demand from the buyers and sold well. Apart from these, all other teas suffered in price with heavier withdrawals. There was fair support from the Blenders but Loose tea buyers were less active. CDs sold well.

(Courtesy - National Brokers Limited)

MALAWI AUCTION OF 14TH FEBRUARY 2024

There was improved demand at irregular rates for the 4600 on offer.

BP1 - Few on offer tended firm.

PF1 - sold firm to 3USC easier.

PD - Up to 3USC dearer on last.

D1 - Attracted more interest and sold firm to 10USC dearer.

PF1SC - Sold 8 to 12USC below valuation.

F1 - Held firm on last.

F2 - Firm to 8USC dearer.

D2 - Tended firm to 5USC dearer.

RD - Irregular.

(Courtesy - Tea Brokers Central Africa Limited)

KOLKATA / GUWAHATI AUCTION

The above market report details were not available at the time of printing this publication.