



**Ceylon Tea
Brokers**



MARKET SNAPSHOT

SALE NO. 03 OF 16TH / 17TH JANUARY 2024



CEYLON TEA BROKERS PLC
Level 7, Millenium House, No.46/58, Nawam Mawatha, Colombo 2
Tel: 011-460777 Fax: 011-4607788
Email: general@ceylontebrokers.com
Web: www.ceylontebrokers.com



Ex-Estate met with improved demand whilst good demand prevailed for Low Grown.



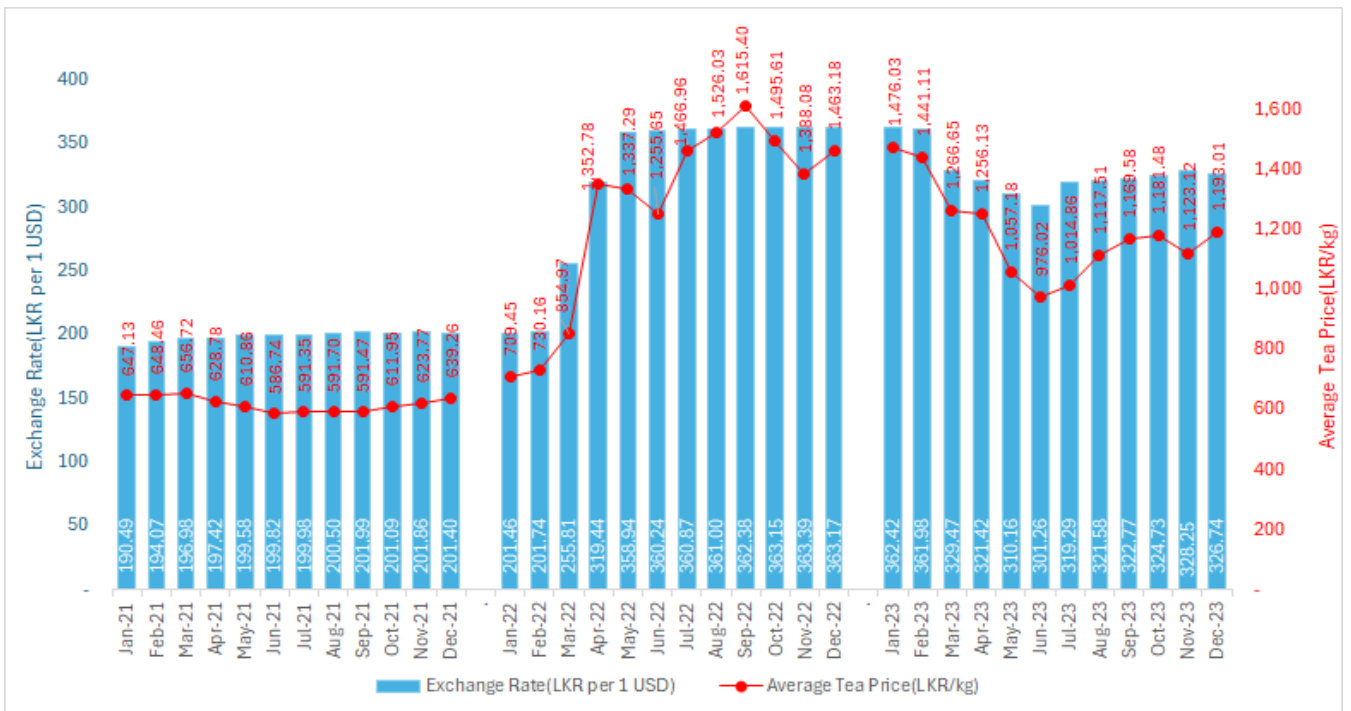
Currency - 17th January
LKR/USD 316.79

January (02nd Sale)
Rs. 1,248.22
USD 3.94

Elevation Average

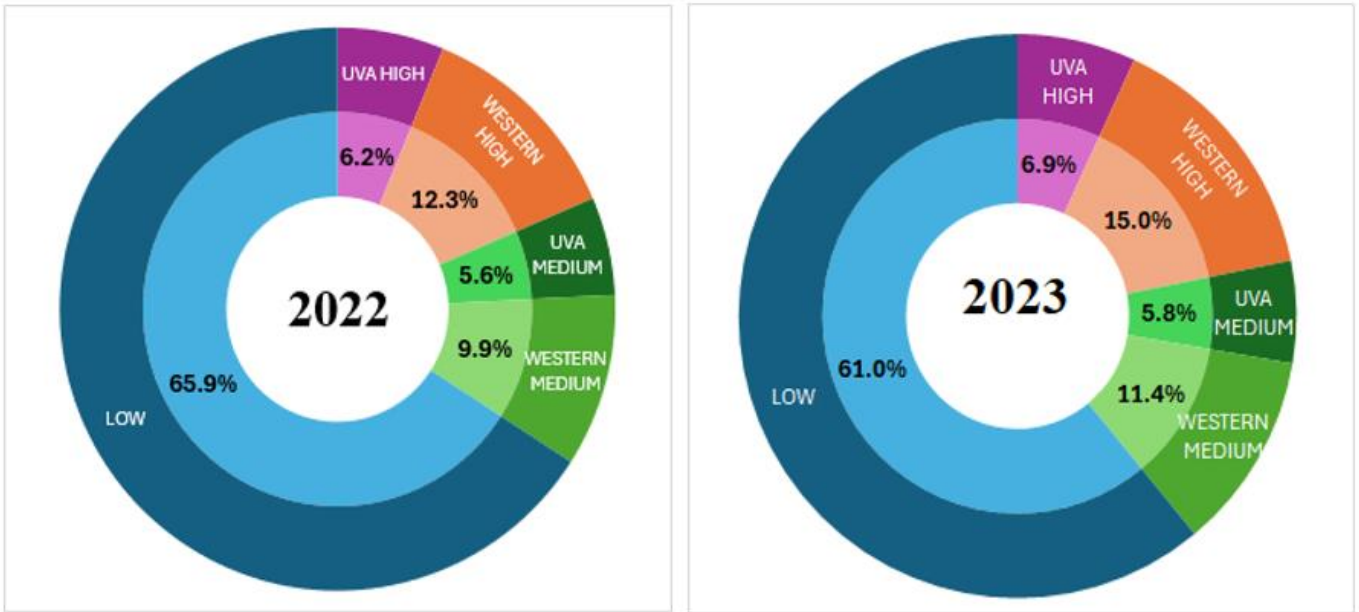
ELV	RS	USD
High	1,082.30	\$ 3.42
Medium	1,055.82	\$ 3.33
Low	1,356.22	\$ 4.28

MONTHLY SRI LANKAN AVERAGE TEA SOLD PRICE (LKR/KG) VS EXCHANGE RATE (LKR PER 1 USD) 2021 - 2023



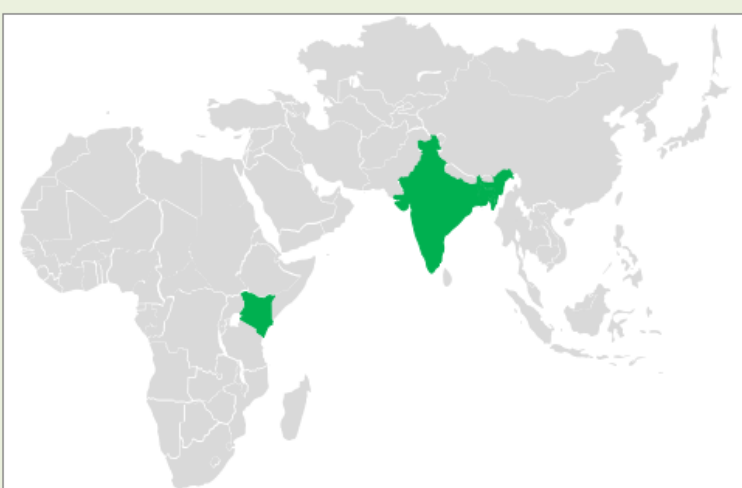
(Source: SSP, International Finance Statistics-Central Bank)




**COMPOSITION OF ELEVATION WISE SRI LANKA TEA SOLD QUANTITY
2023 VS 2022**



Source: MSL

MARKET MOVEMENT AT INTERNATIONAL AUCTION CENTERS THIS WEEK



- 
Bangladesh
↑
- 
Kenya
↑
- 
India
↑

COMMENTS

Sale	Ex-Estate		Low Grown (Leafy/Tippy)		Total	
	Qty	Demand	Qty	Demand	Qty	Demand
03	0.76MKgs	Improved	2.16 Mkgs	Good	5.1 MKgs	Good

WESTERN				
	SELECT BEST	BEST	BELOW BEST	PLAINER
BOP	↑ 50/-	↑ 100/-	↑ 50/-	↑ 70/-
BOPF	↑ 50/-	↑ 70/-	↑ 80/-	↑ 50/-

	NUWARA ELIYA	UDA PUSSELLAWA	UVA
BOP	N/A	Irregular	↑ 70/-
BOPF	Irregular	↓ 50/-	↑ 50/-

	HIGH	MEDIUM	LOW
BP1	Firm	Irregular	Firm
PF1	↑ 80/-	↑ 100/-	↑ 50/-

HIGH & MEDIUM				
	SELECT BEST	BEST	BELOW BEST	OTHERS
BOP1	↑ 50/-	Firm	Firm	Firm
OP1	Firm	↑ 50/-	↑ 50/-	↑ 50/-
FBOP	↑ 50/-	Firm	Firm	Firm
FBOPF1	↑ 50/-	Firm	Firm	Firm
PEK	↓ 50/-	↓ 50/-	Firm	Firm
PEK1	↓ 50/-	Firm	Firm	Firm
OP/OPA	↓ 50/-	↓ 20/-	Firm	Firm

LEAFY / SEMI LEAFY				
	SELECT BEST	BEST	BELOW BEST	OTHERS
OP1	↑ 80/-	↑ 50/-	Firm	↑ 100/-
BOP1	↑ 50/-	↑ 50/-	↑ 50/-	↑ 80/-
OP/OPA			↓ 30/-	
PEK			↓ 40/-	
PEK1			↓ 20/-	

SMALL LEAF / TIPPY				
FBOP	Firm	↑ 20/-	↑ 10/-	↑ 10/-
FBOP1	↑ 20/-	↑ 10/-	↑ 30/-	↑ 40/-
FBOPF1	↑ 50/-	Firm	↑ 20/-	↑ 40/-

PREMIUM FLOWERY		
	FBOPFEXSP	FBOPFSP
Select Best	↑ 400-800/-	↑ 200-400/-
Best	Firm	↑ 100/-
Below Best	Firm	Firm
Others	↓ 50/-	↓ 50/-



Crude Oil

As of 17th January 2024: USD 77.16



Mombasa Auction Demand:

Improved but irregular general demand.

Sri Lanka Tea Production for the month of December 2023 amounted to 19.81 Mn/Kg, vis-à-vis 19.50 Mn/Kg in 2022. (+0.31Mn/Kg). Cumulative crop to end December 2023 was 256.04 Mn/Kg, compared with 251.50 Mn/Kg in 2022. (+4.54 Mn/Kg)

Elevation wise analysis shows that for the month of December 2023, High, Medium & Low Grows recorded an increase of +2.32 Mn/Kg, +2.15 Mn/Kg and 0.07 Mn/Kg respectively in comparison to the corresponding month in the previous year.

CTC's recorded 1.84 Mn/Kg for the month of December 2023 compared to 1.82 Mn/Kg the previous year, which recorded an increase of 0.02 Mn/Kg.

(Please refer page no.15 for more details)

Sri Lanka Tea Exports - Total quantity of tea exported for the month of December 2023 including Re-Exports with imported Tea amounted to 20.75 Mn/kg, recording an increase of +1.45 Mn/kg (+7.51%) compared to the same period last year. The FOB price per Kg for the month was LKR 1,749.40 vis-à-vis LKR 2,018.54 (LKR -269.14). Total export earnings recorded a decrease of -LKR 2.66 billion (-6.82%) in 2023 as against the same month last year.

(Please refer page no.16, 17 & 18 for more details)

CURRENCY BOARD – AS AT 17TH JANUARY 2024

	United States Dollars (USD)		European Community Euro (EUR)		United Kingdom pounds (GBP)	
	Corresponding		Corresponding		Corresponding	
	2024	2023	2024	2023	2024	2023
Sri Lankan Rupee	316.79	360.41	342.60	387.91	398.34	437.43

(Courtesy - Central Bank of Sri Lanka)

Indian Rupee	83.04	81.53	90.46	88.30	105.09	99.6
Kenyan Shilling	158.86	122.95	173.06	133.16	201.05	150.21
Bangladesh Taka	108.61	102.33	118.32	110.83	137.46	125.02
Indonesian Rupiah	15,603.30	15,076.50	16,997.60	16,328.50	19,747.40	18,419.10
Malawi Kwacha	1,675.93	1,015.23	1,825.69	1,099.53	2,121.05	1,240.32
Vietnam Dong	24,499.00	23,441.00	26,688.20	25,387.50	31,005.80	28,638.00

(Courtesy - Oanda Corporation)

SRI LANKA RUPEE AGAINST US DOLLAR

TIME PERIOD 12/01/2023 TO 17/01/2024 (SPOT / BUYING RATE)

12/01/2024	317.80	17/01/2024	316.79
16/01/2024	317.36		

(Courtesy - Central bank of Sri Lanka)

QUANTITY SOLD DURING THE PERIOD 08TH – 13TH JANUARY 2024

	2024		2023	
	WEEKLY	TODATE	WEEKLY	TODATE
PRIVATE SALES	124,334.50	201,698.50	116,949.50	247,195.60
PUBLIC AUCTION	4,620,052.00	9,134,164.00	4,603,529.00	9,183,952.00
FORWARD CONTRACTS	25,000.00	40,000.00	63,240.00	111,240.00
DIRECT SALES	-	-	-	-
TOTAL	4,769,386.50	9,375,862.50	4,783,718.50	9,542,387.60
BMF EXCLUDED FROM PRIVATE SALE	32,758.00	47,158.00	33,656.00	91,900.00

TEA
TECH
TIPS



Wither leaves to suit the process so there is no runoff of juices from Roller and Rotorvane.

CROP AND WEATHER (FOR THE PERIOD 09TH - 15TH JANUARY 2024)

The Western and Nuwara Eliya planting districts experienced sunny mornings followed by cold evenings. The Department of Meteorology forecasts misty mornings in the Western region and frosty conditions in a few sub-districts in Nuwara Eliya.

The Uva/Udapussellawa's reported clear mornings followed by cold and misty evenings. Overcast conditions are to be expected in both districts.

The Low grown's experienced bright mornings followed by overcast evenings. Overcast mornings are to be expected in Sabaragamuwa.

All districts recorded a decline in their crop intakes except for the Low grown's which maintained.

WEATHER FORECAST (FOR THE PERIOD 18TH – 24TH JANUARY 2024)

	Fri (18/01)	Sat (19/01)	Sun (20/01)	Mon (21/01)	Tue (22/01)	Wed (23/01)	Thu (24/01)
Galle	32°/24°C 	32°/24° 	33°/25°C 	32°/24°C 	33°/24°C 	33°/23°C 	33°/23°C
Matara	34°/23°C 	34°/22°C 	35°/23°C 	35°/23°C 	34°/24°C 	34°/23°C 	33°/22°C
Ratnapura	35°/22°C 	33°/22°C 	34°/23°C 	34°/23°C 	36°/22°C 	36°/20°C 	33°/21°C
Hatton/ Talawakelle	28°/18°C 	26°/16°C 	28°/16°C 	28°/17°C 	29°/17°C 	29°/16°C 	26°/15°C

ORDER OF SALE THIS WEEK

EX EST	H/M-OFF GR & DUST	LEAFY/ SEMI LEAFY/ TIPPY/PREM & BOP1A
FW	Forbes & Walker Tea Brokers (Pvt) Ltd	Ceylon Tea Brokers PLC
LC	Mercantile Produce Brokers (Pvt) Ltd	Asia Siyaka Commodities PLC
CTB	Lanka Commodity Brokers	John Keells PLC
BC	Asia Siyaka Commodities PLC	Lanka Commodity Brokers
JK	Bartleet Produce Marketing (Pvt) Ltd	Forbes & Walker Tea Brokers (Pvt) Ltd
MC	Ceylon Tea Brokers PLC	Eastern Brokers Ltd
EB	John Keells PLC	Mercantile Produce Brokers (Pvt) Ltd
AS	Eastern Brokers Ltd	Bartleet Produce Marketing (Pvt) Ltd

CATALOGUE	LOTS	QTY (KGS)
EX-ESTATE	746	765,788
HIGH AND MEDIUM	1,474	633,414
LOW GROWN (LEAFY)	1,915	689,926
LOW GROWN (SEMI LEAFY)	1,470	619,175
LOW GROWN (TIPPY)	1,895	887,526
OFF GRADES + BOP1A	2,227	1,089,613
DUSTS	485	433,118
PREMIUM FLOWERY	414	64,251
TOTAL	10,626	5,182,811

HIGH GROWN TEAS

BOP Best Western's were dearer by Rs.50-100/- per kg. Below best too moved up by Rs.50/- per kg and more. Plainer categories gained by Rs.70-80/- per kg. Hardly any offering from Nuwara Eliya's. Uda Pussellawa's were irregularly easier. Coloury Uva's gained up to Rs.50/- per kg and more.

BOPF Best Western's gained by Rs. 70/- per kg and more. Below best dearer by Rs.50/- per kg whilst the Plainer categories gained by Rs.50/- per kg and at times more. Nuwara Eliya's were irregularly dearer. Uda Pussellawa's were irregular and mostly easier. Uva's selected invoices gained up to Rs.50/- per kg. Others were firm.

MEDIUM GROWN TEAS

BOP1 Select best gained by Rs.50/- per kg whilst others remained unchanged.

OP1 Select best held firm whilst others appreciated by Rs.50/- per kg.

OP/OPA Select best lost by Rs.50/- per kg. Best were lower by Rs.20/- per kg whilst all others maintained.

PEKOE/PEKOE1 **PEK** - Select Best and best were lower by Rs.50/- per kg whilst all others remained unchanged.

PEK1 – Select best eased by Rs.50/- per kg whilst others held firm.

FBOP/FBOPF1 Select best and best moved up by Rs.50/- per kg whilst all others maintained.

CTC

HIGH GROWN **BP1** – Firm.

PF1 – Appreciated by Rs.80/- per kg.

MEDIUM GROWN **BP1** – Irregular.

PF1 – Moved up by Rs.100/- per kg.

LOW GROWN **BP1** – Remained unchanged.

PF1 – Gained by Rs.50/- per kg.

QUOTATIONS-HIGH GROWNS	BOP		BOPF	
BEST WESTERNS	1,280	1,400	1,300	1,500
BELOW BEST WESTERNS	1,180	1,250	1,180	1,280
PLAINER WESTERNS	950	1,150	1,020	1,150
NUWARA ELIYAS	N/A		1,320	1,480
UDAPUSSELLAWAS	900	1,100	880	1,240
BEST UVAS	1,100	1,240	1,050	1,120
OTHER UVAS	1050		1,060	
GOOD MEDIUMS	1,300	1,900	950	1,180
POOR MEDIUMS	850	1,100	850	900
QUOTATIONS – UNORTHODOX	BP1		PF1	
(CTC) CTC (High & Medium)	1,020	1,280	860	1,300
CTC (Low)	1,360	1,600	1,160	1,700

LOW GROWN

- BOP1** Select best BOP1's were easier, whilst the best and below best were dearer. Poorer sorts maintained.
- OP1** Select best were firm to lower whilst Best, below best were dearer. Poorer sorts maintained.
- OP** In general, firm.
- OPA** Select best were firm whilst balance were irregularly lower.
- PEKOE/PEKOE1** Select best together with full range of bold PEK's were irregular. Select best PEK1's were firm to lower whilst balance sold around last week levels.
- FBOP/FBOP1** Select best were firm to dearer, whilst best and below best were dearer.
- BOP** All-round firm.
- BOPF** All-round firm to dearer.
- FBOPF/FBOPF1** Select best FBOPF's were firm whilst all others were lower. FBOPF1's were all around dearer.

QUOTATIONS	SELECT BEST	BEST	BELOW BEST	OTHER
BOP1	2,400-4,100	1,800-2,100	1,100-1,400	850-950
OP1	3,500-4,250	2,200-3,200	1,250-2,000	900-1,000
OP	1,500-1,850	1,350-1,450	1,100-1,300	900-1,000
OPA	1,500-2,350	1,250-1,400	1,100-1,250	800-1,000
PEKOE	1,600-2,200	1,300-1,500	1,100-1,250	850-1,000
PEKOE1	1,700-2,150	1,500-1,650	1,200-1,450	1,000-1,100
FBOP1	1,700-2,250	1,300-1,500	1,000-1,200	Below 900
FBOP	2,000-3,250	1,600-1,800	1,200-1,500	Below 1000
BOP	1,750-2,150	1,400-1,650	1,100-1,300	Below 950
BOPF	1,000-2,200	850-950	750-820	Below 720
FBOPF1	1,800- 2,300	1,600-1,750	1,200-1,500	Below 1000
FBOPF	1,500-2,300	1,000-1,300	850-950	Below 800
FFSP/FFEXSP/FFEXSP1	6,200-7,000	4,000-6,100	2200-3800	Below 1,400

OFF GRADES

FGS/FGS1 High grown eased by Rs.10-20/- per kg. Medium and low grown were lower by Rs. 10-20/- per kg. CTC's maintained.

BM/BP **BM** – Best varieties were dearer by Rs.10-20/- per kg. Below best and bottom commenced firm yet declined by Rs. 10-20/- per kg as the sale progressed.

BP – Cleaner varieties maintained. Below best and bottom shed by Rs. 20-30/- per kg.

BOP1A Best varieties declined by Rs. 20-40/- per kg and more. Below best declined by Rs. 40-50/- per kg. Teas at the lower end declined by Rs. 30-60/- per kg.

	HIGH		MEDIUM		LOW	
FNGS	590	1,020	640	880	550	1,000
P.FGS (CTC)	940		640	800	620	1,360
BP	640	960	730	1,200	680	1,600
BM	670	900	600	1,060	550	1380
BOP1A	700	900	660	1,080	680	1,500

DUST

DUST1 Best gained by Rs. 20-30/- per kg. Below best remained unchanged. CTC's maintained. Best and below best low grown held firm. Below best low grown lost by Rs.30-40/- per kg.

DUST Cleaner Secondaries and low grown maintained.

	HIGH		MEDIUM		LOW	
PRIMARY DUSTS	1,000	1,440	880	1,060	860	1,100
SECONDARY DUSTS	820	940	650	850	630	820
PDUST (CTC)	1,020	1,200	1,000	1,160	1,100	1,340

TOP PRICES - SALE NO.03 OF 16TH / 17TH JANUARY 2024

WESTERN MEDIUM			
Harangalla	BOP	1,950.00	
Doombagastalawa	BOPSp	1,800.00	
Ancoombra	BOPF/BOPFSp	1,650.00	
Dartry Valley	BOP1	2,000.00	
Harangalla	FBOP/FBOP1	2,050.00	
Hatale	FBOPF/FBOPF1	2,050.00	
Dartry Valley	FBOPF/FBOPF1	2,050.00	
Harangalla	OP/OPA	1,550.00	
Craighead	OP1	1,900.00	
Harangalla	PEK/PEK1	1,850.00	
Meezan	PEK/PEK1	1,850.00	
WESTERN HIGH			
Robgill	BOP	1,460.00	
Ingestre	BOP	1,460.00	
Somerset	BOPSp	1,460.00	
Robgill	BOPF/BOPFSp	1,500.00	
Venture	BOP1	1,800.00	
Bambrakelly	FBOP/FBOP1	1,900.00	
Inverness	FBOPF/FBOPF1	1,850.00	
Weddemulla	FBOPF/FBOPF1	1,800.00	@
Queensberry	FBOPF/FBOPF1	1,800.00	
Bambrakelly	FBOPF/FBOPF1	1,800.00	
Venture	FBOPF/FBOPF1	1,800.00	
Bogahawatte	FBOPF/FBOPF1	1,800.00	
Venture	OP/OPA	1,600.00	
St Andrews	OP/OPA	1,600.00	
Venture	OP1	1,650.00	
Bambrakelly	PEK/PEK1	1,750.00	
NUWARA ELIYA			
Mahagastotte	BOPF/BOPFSp	1,440.00	
Court Lodge	FBOP/FBOP1	1,750.00	
Court Lodge	OP/OPA	1,260.00	
Court Lodge	PEK/PEK1	1,460.00	
UDA PUSSELLAWAS			
Luckyland	BOP	1,120.00	
Kirklees	BOPF/BOPFSp	1,240.00	
Alma	BOP1	1,650.00	@
Alma	FBOP/FBOP1	1,950.00	@
Alma	FBOPF/FBOPF1	1,850.00	@
Delmar	OP/OPA	1,480.00	
Alma	OP/OPA	1,380.00	@
Blairlomond	OP/OPA	1,380.00	
Delmar	OP/OPA	1,380.00	
Alma	OP1	1,600.00	@
Gonapitiya	OP1	1,320.00	@
Alma	PEK/PEK1	1,850.00	@

UVA MEDIUM			
Dickwella	BOP	1,850.00	
Halpewatte Uva	BOPSp	1,750.00	
Dickwella	BOPF/BOPFSp	1,850.00	
Wewesse	BOP1	1,950.00	
Aruna Passara	FBOP/FBOP1	1,950.00	
Halpewatta Uva	FBOP/FBOP1	1,950.00	
Sarnia Plaiderie	FBOPF/FBOPF1	1,950.00	
Dickwella	OP/OPA	1,480.00	
Shawlands	OP/OPA	1,480.00	
Tinioya	OP1	1,650.00	
Demodera 'S'	PEK/PEK1	1,750.00	
Sarnia Plaiderie	PEK/PEK1	1,750.00	
UVA HIGH			
Aislaby	BOP	1,850.00	
Uvakellie	BOPSp	1,240.00	
Spring Valley	BOPF/BOPFSp	1,500.00	
Mount Uva	BOP1	1,800.00	@
Uva Highlands	FBOP/FBOP1	1,800.00	
Uvakellie	FBOP/FBOP1	1,800.00	
Mahadowa	FBOPF/FBOPF1	1,950.00	
Craig	OP/OPA	1,500.00	
Glenanore	OP/OPA	1,500.00	
Ellathota Uva	OP/OPA	1,500.00	
Craig	OP1	1,650.00	
Craig	PEK/PEK1	1,750.00	
UNORTHODOX HIGH			
Florence CTC	PF1	1,300.00	
Dunsinane CTC	PF1	1,300.00	
Dunsinane CTC	BP1	1,280.00	
Dunsinane CTC	BPS	1,240.00	
Mount Vernon	BPS	1,200.00	@
UNORTHODOX MEDIUM			
New Peacock CTC	PF1	1,280.00	
New Peacock CTC	BP1	1,180.00	
Donside CTC	BPS	1,080.00	
UNORTHODOX LOW			
Kalubowitiyana CTC	PF1	1,700.00	
Hingalgoda CTC	PF1	1,700.00	
Ceciliyan CTC	BP1	1,600.00	
Canora CTC	BPS	880.00	

DENOTES – CEYLON TEA BROKERS PLC (@) / ALL TIME RECORD PRICE [**] / EQUAL ALL TIME [*]

CEYLON TEA BROKERS PLC – SALE NO. 03 OF 16TH / 17TH JANUARY 2024

TOP PRICES - SALE NO.03 OF 16TH / 17TH JANUARY 2024

LOW GROWN			
Pothotuwa	BOP1	4,100.00	
Lumbini	OP1	4,250.00	
Sithaka	OP1	4,250.00	
Pothotuwa	OP1	4,250.00	
Galatara	OP	1,850.00	
Temple Valley Super	OP	1,750.00	
Rasa	OP	1,750.00	
Waulugala Group	OP	1,700.00	@
Thundola Ella	OP	1,700.00	@
Kolonna Super	OP	1,700.00	
New Singhe Vally	OP	1,700.00	
Miriswatta	OPA	2,350.00	
Lumbini	PEK	2,200.00	
Makandura	PEK	2,150.00	
Brombil	PEK	2,050.00	@
New Mahendra	PEK1	2,150.00	
Matuwagalla Super	PEK1	2,100.00	@
A C U Super	PEK1	2,100.00	@
Nilgiri	PEK1	2,100.00	@
Golden Garden	PEK1	2,100.00	@
New Batuwangala	PEK1	2,100.00	
Cee Tee Hills	PEK1	2,100.00	
Peak View Super	PEK1	2,050.00	@
Rajjuruwatta Super	PEK1	2,050.00	@
Hidellana	PEK1	2,050.00	
Ceciliyan	BOP	2,150.00	
Ceciliyan	BOP	2,100.00	
Mulatiyana Hills	BOP	2,050.00	@
New Batuwangala	BOP	2,050.00	
Green House	BOP	2,050.00	
Talgaswella	BOPSp	2,000.00	
Ceciliyan	BOPSp	1,950.00	
Yalta	BOPSp	1,900.00	@
Nawagamuwehena	BOPSp	1,900.00	
Andaradeniya Super	BOPSp	1,900.00	
Sithaka	BOPF	2,200.00	
Golden Garden	BOPFSp	2,050.00	
Sithaka	FBOP	3,250.00	
Hidellana	FBOP	2,950.00	
Wathurawila	FBOP	2,850.00	@
Wattahena	FBOP1	2,250.00	
Himara	FBOPF	2,300.00	@
Hidellana	FBOPF	2,300.00	
Hadigalla	FBOPF	2,300.00	
Nilwala	FBOPF	2,300.00	

LOW GROWN CONT.			
Galatara	FBOPF1	2,300.00	
Pothotuwa	FBOPF1	2,200.00	
Hidellana	FBOPF1	2,200.00	
Kiruwanaganga	FBOPF1	2,200.00	
Lumbini	FBOPF1	2,200.00	
New J.S.P	FBOPF1	2,150.00	@
Gunawardena	FBOPF1	2,150.00	
Berubeula	FBOPF1	2,150.00	
Hidellana	FBOPF1	2,150.00	
Dampahala	FBOPF1	2,150.00	
DUSTS			
Great Western	DUST1	1,440.00	
Hingalgoda CTC	PD	1,340.00	
Kalubowitiyana CTC	PD	1,260.00	@
PREMIUM FLOWERY			
New Hopewell	FBOPFSp	6,500.00	
Samwin	FBOPFSp	6,400.00	@
Mulatiyana Hills	FBOPFSp	5,750.00	@
Lions	FBOPFExSp	7,000.00	@
New Panilkanda	FBOPFExSp1	5,400.00	
OFF GRADES			
Wanarajah	FGS/FGS1	1,020.00	
Mattakelle	FGS/FGS1	1,020.00	
Hingalgoda CTC	PF	1,360.00	
Rumassala Hills	BM	1,380.00	@
Chandrika Estate	BM	1,380.00	
Aldora	BM	1,380.00	
Co-op Cola	BP	1,600.00	
Aldora	BOP1A	1,550.00	

FUTURE SALES INFORMATION
SALE NO 04 OF 22ND / 23RD JANUARY 2024

EX-ESTATE H/M-OFF GR & DUST

LEAFY/ SEMI LEAFY/ TIPPY/PREM & BOP1A

LC	Mercantile Produce Brokers (Pvt) Ltd	Asia Siyaka Commodities PLC
CTB	Lanka Commodity Brokers	John Keells PLC
BC	Asia Siyaka Commodities PLC	Lanka Commodity Brokers
JK	Bartleet Produce Marketing (Pvt) Ltd	Forbes & Walker Tea Brokers (Pvt) Ltd
MC	Ceylon Tea Brokers PLC	Eastern Brokers Ltd
EB	John Keells PLC	Mercantile Produce Brokers (Pvt) Ltd
AS	Eastern Brokers Ltd	Bartleet Produce Marketing (Pvt) Ltd
FW	Forbes & Walker Tea Brokers (Pvt) Ltd	Ceylon Tea Brokers PLC

Buyers Prompt: 29.01.2024**Sellers Prompt: 30.01.2024**

AWAITING SALE - CATALOGUE DETAILS

	SALE OF 22ND/ 23RD JAN 2024		SALE OF 30TH/ 31ST JAN 2024	
	LOTS	QTY(KGS)	LOTS	QTY(KGS)
EX-ESTATE	849	884,440	808	860,452
HIGH AND MEDIUM	1,609	733,571	1,402	599,091
LOW GROWN (LEAFY)	2,241	909,055	2,092	777,751
LOW GROWN (SEMI LEAFY)	1,750	821,284	1,646	724,516
LOW GROWN (TIPPY)	2,347	1,210,103	2,158	1,048,903
OFF GRADES+BOP1A	2,760	1,426,770	2,418	1,244,045
DUSTS	637	604,800	583	535,231
PREMIUM FLOWERY	462	79,171	518	81,063
TOTAL	12,655	6,669,194	11,625	5,871,052
MAIN SALE & EX ESTATE CLOSED ON	04TH JANUARY 2024		12TH JANUARY 2024	

SALE NO. 06 – 06TH / 07TH FEBRUARY 2024

Ex-Estate catalogue and Main Sale catalogues are scheduled to be closed on the 19th January 2024.

SALE NO. 07 – 13TH / 14TH FEBRUARY 2024

Ex-Estate catalogue and Main Sale catalogues are scheduled to be closed on the 26th January 2024.

SALE NO. 08 – 19TH / 20TH FEBRUARY 2024

Ex-Estate catalogue and Main Sale catalogues are scheduled to be closed on the 01st February 2024.

HOLIDAY NOTICE

Please note that our Head Office, Warehouse & Sample Room will be closed for business on the following day.

Thursday 25th January 2024 - Duruthu Full Moon Poya Day

ELEVATION WISE – STATISTICS – COLOMBO AUCTION AVERAGES

Elevation	LAST WEEK	WEEK BEFORE LAST	LAST YEAR	YEAR BEFORE
	(RS)	(RS)	(RS)	(RS)
	Sale- 10.01.2024	Sale- 04.01.2024	Corres 2023	Corres 2022
Uva High	1036.84	1002.47	1288.87	615.03
Western High	1108.06	1083.19	1509.15	714.92
CTC High	1061.16	1041.02	1241.76	606.27
Total High Grown	1087.26	1055.76	1451.16	678.87
Uva Medium	1084.70	1061.36	1306.17	633.94
Western Medium	1054.69	1027.23	1257.48	603.65
CTC Medium	890.49	934.17	1136.93	523.60
Total Medium Grown	1064.73	1039.05	1271.85	614.39
Orthodox Low	1410.79	1338.26	1623.54	747.32
CTC Low	1084.89	1114.38	1120.13	499.93
Total Low Grown	1390.14	1328.12	1595.53	729.10
TOTAL	1274.74	1223.21	1519.86	701.18

Elevation	LAST WEEK	WEEK BEFORE LAST	LAST YEAR	YEAR BEFORE
	(\$)	(\$)	(\$)	(\$)
	Sale- 10.01.2024	Sale- 04.01.2024	Corres 2023	Corres 2022
Uva High	3.21	3.11	3.56	3.05
Western High	3.43	3.36	4.17	3.54
CTC High	3.29	3.23	3.43	3.00
Total High Grown	3.37	3.28	4.01	3.36
Uva Medium	3.36	3.29	3.61	3.14
Western Medium	3.27	3.19	3.47	2.99
CTC Medium	2.76	2.90	3.14	2.59
Total Medium Grown	3.30	3.22	3.51	3.04
Orthodox Low	4.37	4.15	4.48	3.70
CTC Low	3.36	3.46	3.09	2.48
Total Low Grown	4.31	4.12	4.40	3.61
Weekly Total (USD)	3.95	3.80	4.20	3.47
	322.64	322.24	362.24	201.90

Exchange Rate (LKR)

Elevation	TODATE	TODATE	TODATE	TODATE	TODATE	TODATE
	2021	2022	2023	2021	2022	2023
	(RS)	(RS)	(RS)	(\$)	(\$)	(\$)
Uva High	609.82	1275.04	1017.96	3.01	3.49	3.16
Western High	708.98	1512.37	1095.77	3.50	4.14	3.40
CTC High	604.84	1258.51	1051.18	2.99	3.44	3.26
Total High Grown	672.40	1444.66	1071.14	3.32	3.95	3.32
Uva Medium	623.96	1293.63	1073.24	3.08	3.54	3.33
Western Medium	578.71	1250.68	1041.56	2.86	3.42	3.23
CTC Medium	516.86	1123.49	910.35	2.55	3.07	2.82
Total Medium Grown	595.02	1263.76	1052.34	2.94	3.46	3.26
Orthodox Low	722.73	1596.01	1374.89	3.57	4.36	4.26
CTC Low	509.45	1100.18	1098.45	2.52	3.01	3.41
Total Low Grown	707.14	1567.41	1359.66	3.49	4.29	4.22
TOTAL	681.97	1497.03	1249.28	3.37	4.09	3.87

Cumulative Sale Averages – 1 USD = Rs. (Monthly Weighted Average)

202.52

365.69

322.54

(Source: MSL/ CBSL)

WORLD TEA PRODUCTION (IN MILLION KILOS)

Country	Month	Month		To-date		Diff (+/-)
		2022	2023	2022	2023	2022 vs 2023
Sri Lanka	Dec	19.7	19.8	251.8	256	4.2
Bangladesh	Nov	10.8	11.8	86.1	95.3	9.2
North India	Nov	114.2	106.2	1084.6	1071.8	-12.8
South India	Nov	21.3	20.9	217.3	218.3	1
Kenya	Oct	50.6	52.8	430.3	465	34.7
Malawi	Oct	2.1	2.1	41.4	36.7	-4.7

(Source: Africa Tea Brokers/National Brokers Ltd)

MOMBASA AUCTION OF 15TH / 16TH JANUARY 2024

There was improved but irregular general demand for the 276,100 packages available in the market with 47.84% neglected.

Pakistan Packers maintained support with more activity from Bazaar, Afghanistan, Yemen and other Middle Eastern countries. Egyptian Packers maintained interest at lower rates while UK showed improved activity. Kazakhstan, other CIS states and South Sudan lent less support. Local Packers maintained interest with Russia, Iran and Sudan absent. Somalia continued active at the lower end of the market.

BP1: Best - Were irregular ranging between steady to USC45 above last levels to easier by up to USC27. Brighter - Firm at previous prices for most teas but some lines advanced by up to USC34. Mediums - KTDA mediums held value while Plantation mediums saw improved competition and gained up to USC63. Lower Medium - Were irregular with most teas appreciating by up to USC41 while other lines shed by a similar margin. Plainer - Varied between steady to USC15 dearer to easier by up to USC19.

PF1: Best - Irregular but mostly dearer by up to USC23 to easier by up to USC20 with select invoices discounted by USC46. Brighter - Were steady to USC23 above previous levels. Mediums - KTDA mediums were firm to USC6 dearer with selected teas advancing by USC38; Plantation mediums were steady to USC19 dearer. Lower Medium - Saw irregular enquiry varying between steady to USC28 dearer with a few teas gaining USC39 to easier by up to USC20 and select invoices were discounted by USC36 and USC46. Plainer - Irregular ranging between firm to USC9 dearer to easier by up to USC11.

PDUST: Best - Were irregular but mostly dearer by up to USC26 with selected invoices advancing by USC84 however a few lines shed up to USC6. Brighter - Appreciated by up to USC31 with some teas easier by up to USC8. Mediums - KTDA mediums were mostly steady with a few invoices irregular varying between USC8 dearer to easier by up to USC26. Plantation mediums were firm to USC3 dearer with selected teas gaining USC32 to easier by up to USC13. Lower Medium - Ranged between USC20 dearer to USC27 below previous levels. Plainer - Were firm to easier by up to USC21 but some lines advanced by up to USC9.

DUST1: Best - Met irregular interest and varied between steady to USC24 dearer to easier by up to USC25. Brighter - Ranged between firm to USC20 dearer to easier by up to USC9. Mediums - KTDA mediums were irregular varying between firm to USC11 dearer to easier by a similar margin with selected invoices discounted by USC33 and some teas were neglected. Plantation mediums advanced by up to USC30 but a few lines shed up to USC10. Lower Medium - Were irregular ranging between USC21 dearer to easier by up to USC19. Plainer - Saw reduced competition and were irregularly easier by up to USC32; a few teas however advanced by up to USC8.

SECONDARY GRADES (S1): In the Secondary Catalogues, BPs were firm with PFs steady. Clean well sorted coloury Fannings gained with similar DUSTs dearer. Other Fannings tended dearer while DUSTs held value. BMFs were well absorbed.

(Courtesy - Africa Tea Brokers Limited)

BANGLADESH AUCTION OF 15TH JANUARY 2024

CTC LEAF: 67,306 packages of tea on offer met with a strong demand.

BROKENS: Clean liquoring Brokens met with a stronger market and were keenly sought after resulting in higher prices. Mediums witnessed a better demand and were mostly firm to occasionally dearer. Plain teas met with a fair interest and were about steady to slightly easier. BLFs met with a little more demand but prices were about steady.

FANNINGS: Clean liquoring Fannings were in stronger demand and were a dearer market following competition whilst Medium types were well competed for and advanced in prices. Plain teas met with more interest but sold at about steady to slightly easier rates. BLFs met with a little more demand but prices were about steady.

DUST: 16,617 packages of tea met with a fair demand. Good liquoring Dusts were a good market and sold around last levels. Mediums were in fair demand with some withdrawals. Plain and BLF Dusts remained difficult of sale with heavy withdrawals and sold Tk.5/- to Tk.8/- less than last levels. Blenders were active whilst Loose tea buyers were very selective.

COMMENTS: There was more active participation in this week's sale by all sections of the market resulting in more teas being sold. Blenders operated strongly particularly for the clean varieties whilst there was little more interest from the Loose tea buyers. As a result, there were fewer withdrawals.

Good liquoring Dusts were a good market.

(Courtesy - National Brokers Limited)

KOLKATA AUCTION OF 16TH, 17TH & 18TH JANUARY 2024

Fair demand at irregularly easier levels for Assams sold so far. W I - Operating. HUL - Operating. TCPL - Operating. Exporters - Operating. Based on ATB's Catalogue.

(Courtesy - Associated Brokers Pvt Ltd, Kolkata)

GUWAHATI / MALAWI AUCTION

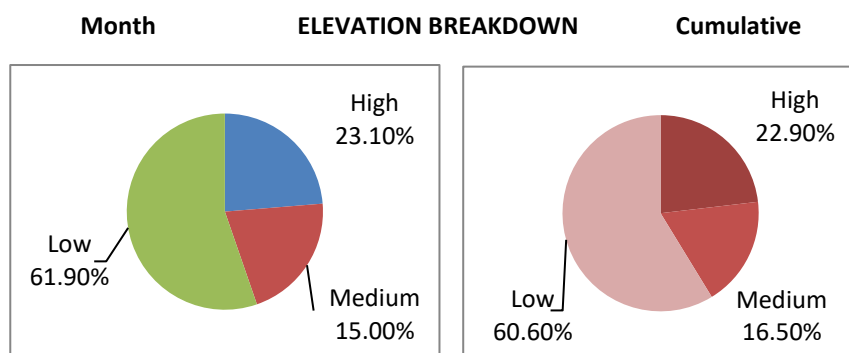
The above market report details were not available at the time of printing this publication.

TEA PRODUCTION STATISTICS - DECEMBER 2023

We give below production figures for the month of December 2023, together with the corresponding figures of 2022 (Kgs)

	2023		2022		DIFFERENT FROM LAST YEAR +/-	
	DECEMBER	TODATE	DECEMBER	TODATE	MONTH	CUMULATIVE
ORTHODOX						
High Grown	4,002,130.00	52,063,732.00	3,829,829.00	50,208,810.00	172,301.00	1,854,922.00
Medium Grown	2,384,438.00	34,180,320.00	2,270,508.00	32,878,773.00	113,930.00	1,301,547.00
Low Grown	11,403,940.00	144,894,434.00	11,411,552.00	144,030,118.00	-7,612.00	864,316.00
Total	17,790,508.00	231,138,486.00	17,511,889.00	227,117,701.00	278,619.00	4,020,785.00
CTC						
High Grown	465,866.00	5,348,320.00	401,571.00	5,172,827.00	64,295.00	175,493.00
Medium Grown	517,837.00	7,111,773.00	557,494.00	6,436,598.00	-39,657.00	675,175.00
Low Grown	853,980.00	10,157,271.00	863,296.00	10,962,372.00	-9,316.00	-805,101.00
Total	1,837,683.00	22,617,364.00	1,822,361.00	22,571,797.00	15,322.00	45,567.00
TOTAL BLACK TEA PRODUCTION						
High Grown	4,467,996.00	57,412,052.00	4,231,400.00	55,381,637.00	236,596.00	2,030,415.00
Medium Grown	2,902,275.00	41,292,093.00	2,828,002.00	39,315,371.00	74,273.00	1,976,722.00
Low Grown	12,257,920.00	155,051,705.00	12,274,848.00	154,992,490.00	-16,928.00	59,215.00
Total	19,628,191.00	253,755,850.00	19,334,250.00	249,689,498.00	293,941.00	4,066,352.00
GREEN TEA						
High Grown	117,026.00	1,227,807.00	86,877.00	939,136.00	30,149.00	288,671.00
Medium Grown	63,108.00	1,045,804.00	80,275.00	868,600.00	-17,167.00	177,204.00
Low Grown	672.00	9,971.00	0.00	2,234.00	672.00	7,737.00
Total	180,806.00	2,283,582.00	167,152.00	1,809,970.00	13,654.00	473,612.00
TOTAL TEA PRODUCTION						
High Grown	4,585,022.00	58,639,859.00	4,318,277.00	56,320,773.00	266,745.00	2,319,086.00
Medium Grown	2,965,383.00	42,337,897.00	2,908,277.00	40,183,971.00	57,106.00	2,153,926.00
Low Grown	12,258,592.00	155,061,676.00	12,274,848.00	154,994,724.00	-16,256.00	66,952.00
Total	19,808,997.00	256,039,432.00	19,501,402.00	251,499,468.00	307,595.00	4,539,964.00

	ANALYSIS OF TEA PRODUCTION %	
	Month	Cumulative
High Grown	23.10	22.90
Medium Grown	15.00	16.50
Low Grown	61.90	60.60
Total	100.00	100.00



CTC PRODUCTION AS A PERCENTAGE OF BLACK TEA PRODUCTION

Month	9.4
Cumulative	8.9

(Source: SLTB)

SRI LANKA TEA EXPORTS – DECEMBER 2023

Description	December -- 2023			December -- 2022		
	Quantity (Kg)	Value (Rs)	FOB Price per Kg	Quantity (Kg)	Value (Rs)	FOB Price per Kg
Tea in Bulk	8,880,857	13,171,852,063	1,483.17	8,996,000	15,827,106,873	1,759.35
Tea in Packets	9,288,354	15,184,196,537	1,634.76	7,977,305	15,341,611,942	1,923.16
Tea in Bags	2,002,656	5,761,120,521	2,876.74	1,674,238	5,280,826,825	3,154.17
Instant Tea	236,534	738,389,350	3,121.71	363,079	1,092,752,212	3,009.68
Green Tea	345,876	1,452,037,711	4,198.15	293,815	1,424,547,100	4,848.45
Grand Total	20,754,277	36,307,596,182	1,749.40	19,304,438	38,966,844,952	2,018.54
Approx. \$ Value	\$ 111,119,965.97		\$ 5.35	\$ 107,297,852.40		\$ 5.56

Description	January to December 2023			January to December 2022		
	Quantity (Kg)	Value (Rs)	FOB Price per Kg	Quantity (Kg)	Value (Rs)	FOB Price per Kg
Tea in Bulk	103,328,004	153,957,930,006	1,489.99	110,453,155	159,452,414,827	1,443.62
Tea in Packets	108,036,326	179,931,251,332	1,665.47	110,765,008	168,264,659,177	1,519.11
Tea in Bags	23,230,210	66,863,420,100	2,878.30	21,673,530	58,784,201,450	2,712.26
Instant Tea	2,801,829	9,407,375,929	3,357.58	3,076,648	8,126,490,453	2,641.35
Green Tea	4,516,335	18,131,702,458	4,014.69	4,222,998	16,464,266,236	3,898.72
Grand Total	241,912,705	428,291,679,825	1,770.44	250,191,340	411,092,032,143	1,643.11
Approx. \$ Value	\$1,307,628,867.31		\$5.41	\$1,266,650,048.40		\$5.06

FOB PRICES VS DOLLAR RATE - JAN TO DECEMBER 2023 VS 2022

MONTH	YEAR - 2023			YEAR - 2022		
	FOB	FOB \$	CBSL \$ RATE	FOB	FOB \$	CBSL \$ RATE
January	2,055.34	5.67	362.42	948.24	4.71	201.46
February	2,040.25	5.64	361.98	962.27	4.77	201.74
March	2,018.87	6.13	329.47	1,045.14	4.09	255.81
April	1,856.62	5.78	321.42	1,404.51	4.40	319.44
May	1,755.58	5.66	310.16	1,705.14	4.75	358.94
June	1,568.97	5.21	301.26	1,779.63	4.94	360.24
July	1,615.31	5.06	319.29	1,863.74	5.16	360.87
August	1,648.85	5.13	321.58	1,951.82	5.41	361.00
September	1,671.39	5.18	322.77	1,981.63	5.47	362.38
October	1,705.24	5.25	324.73	2,077.46	5.72	363.15
November	1,725.77	5.26	328.25	1,992.05	5.48	363.39
December	1,749.40	5.35	326.74	2,018.54	5.56	363.17

SRI LANKA TEA EXPORTS – COUNTRY WISE

COUNTRY	JAN TO DECEMBER 2023 QTY (KG)	JAN TO DECEMBER 2022 QTY (KG)	DIFF. IN QTY (M.KG)
Iraq	32,751,246	43,245,924	(10.49)
Turkey	30,411,858	15,595,068	14.82
Russia	22,617,599	24,733,188	(2.12)
U.A.E.	18,460,239	22,578,454	(4.12)
China	12,319,524	11,128,882	1.19
Other CIS Countries	11,908,111	14,547,203	(2.64)
Libya	11,127,949	11,200,519	(0.07)
Chile	7,887,268	6,513,522	1.37
Syria	7,083,647	6,153,518	0.93
Saudi Arabia	7,012,587	6,270,569	0.74
Iran	6,501,833	13,059,829	(6.56)
Germany	6,147,731	6,572,916	(0.43)
U.S.A.	5,248,795	6,453,037	(1.20)
Jordan	4,784,828	3,930,721	0.85
Japan	4,762,930	5,904,655	(1.14)
Taiwan	4,286,177	4,957,905	(0.67)
Hong Kong	3,808,577	3,817,046	(0.01)
Belgium	3,525,111	2,897,178	0.63
Poland	3,405,194	3,378,321	0.03
Lebanon	2,543,781	1,332,618	1.21
Ireland	2,310,812	2,658,100	(0.35)
Ukraine	2,095,004	2,416,544	(0.32)
Australia	1,841,642	2,152,197	(0.31)
Kuwait	1,789,611	1,431,912	0.36
Israel	1,723,090	1,967,576	(0.24)
Netherlands (Holand)	1,623,494	2,139,572	(0.52)
Egypt	1,588,205	1,971,427	(0.38)
Italy	1,403,435	1,310,105	0.09
South Africa	1,379,249	1,497,330	(0.12)
U.K.	1,214,745	1,115,448	0.10
Other	18,348,434	17,260,055	1.09
Grand Total	241,912,705	250,191,340	(8.28)

(Source: SL Customs - Statistical Division)

SRI LANKA TEA EXPORTS – DECEMBER 2023

Total quantity of tea exported for the month of December 2023 including Re-Exports with imported Tea amounted to 20.75 Mn/kg, recording an increase of +1.45 Mn/kg (+7.51%) compared to the same period last year. The FOB price per Kg for the month was LKR 1,749.40 vis-à-vis LKR 2,018.54 (LKR -269.14). Total export earnings recorded a decrease of -LKR 2.66 billion (-6.82%) in 2023 as against the same month last year.

Cumulative exports for the period January to December 2023 including Re-Exports with imported Tea amounted to 241.91 Mn/kg, showing a decline of -8.28 Mn/Kg (-3.31%) compared to last year. The FOB price per Kg for January to December 2023 recorded LKR 1,770.44 vis-à-vis LKR 1,643.11 for the corresponding period in 2022 (LKR +127.33). Total export value for the period under reference showed an increase of LKR 17.20 billion (+4.18%) compared to 2022.

Equivalent USD 1.31 export earnings for the cumulative period January to December 2023 amounted to approximately USD 1.27 billion compared with 1.27 billion in the same period last year showing an increase of approximately USD 40.98 Million.

Country wise analysis of exports reveals that Iraq has emerged as the largest export destination from Sri Lanka followed by Turkey and Russia.