



**Ceylon Tea  
Brokers**



# MARKET SNAPSHOT

**SALE NO. 02 OF 10TH / 11TH JANUARY 2024**

---

CEYLON TEA BROKERS PLC  
Level 7, Millenium House, No.46/58, Nawam Mawatha, Colombo 2  
Tel: 011-460777 Fax: 011-4607788  
Email: [general@ceylontebrokers.com](mailto:general@ceylontebrokers.com)  
Web: [www.ceylontebrokers.com](http://www.ceylontebrokers.com)

Ex-Estate met with improved demand whilst good demand prevailed for Low Grown.



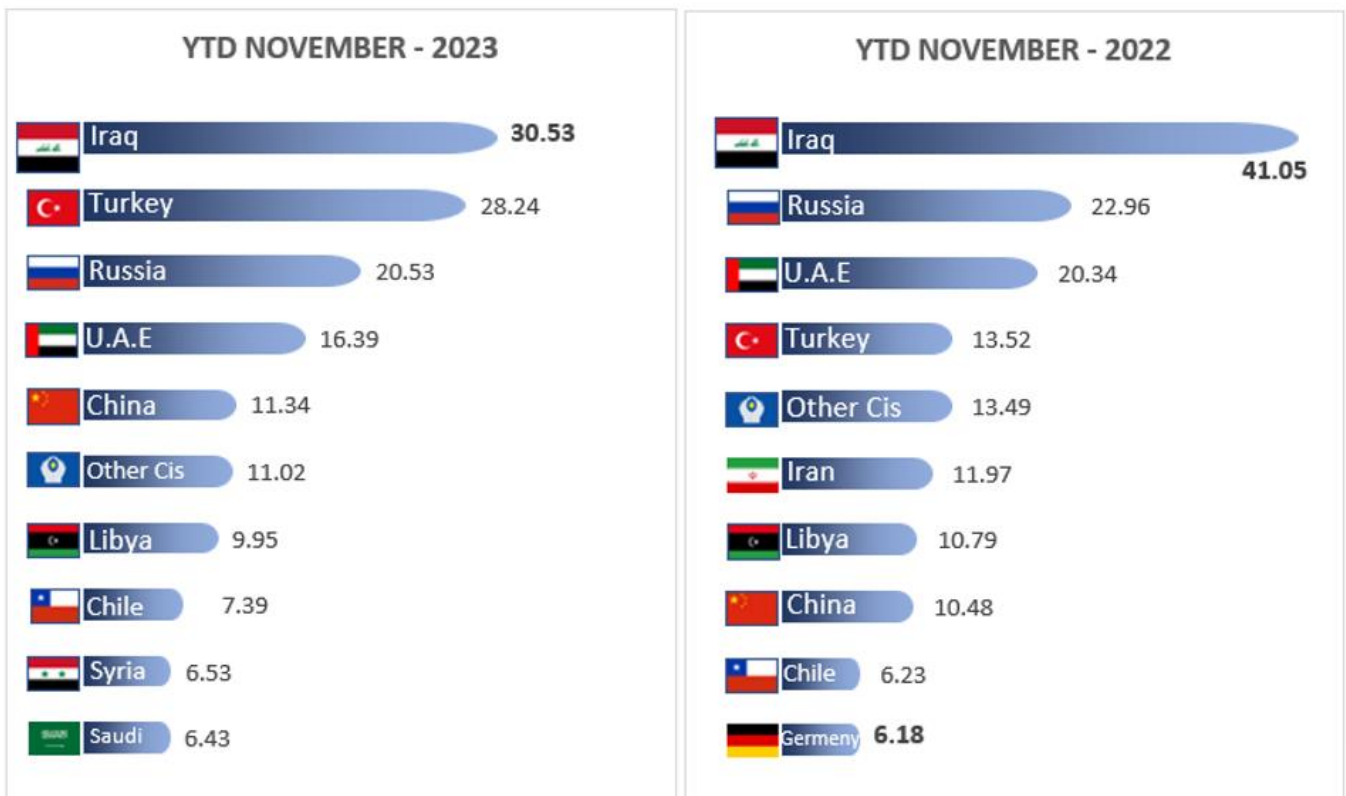
Currency - 11th January  
LKR/USD 318.08

January (01st Sale)  
Rs. 1,222.36  
USD 3.84

Elevation Average

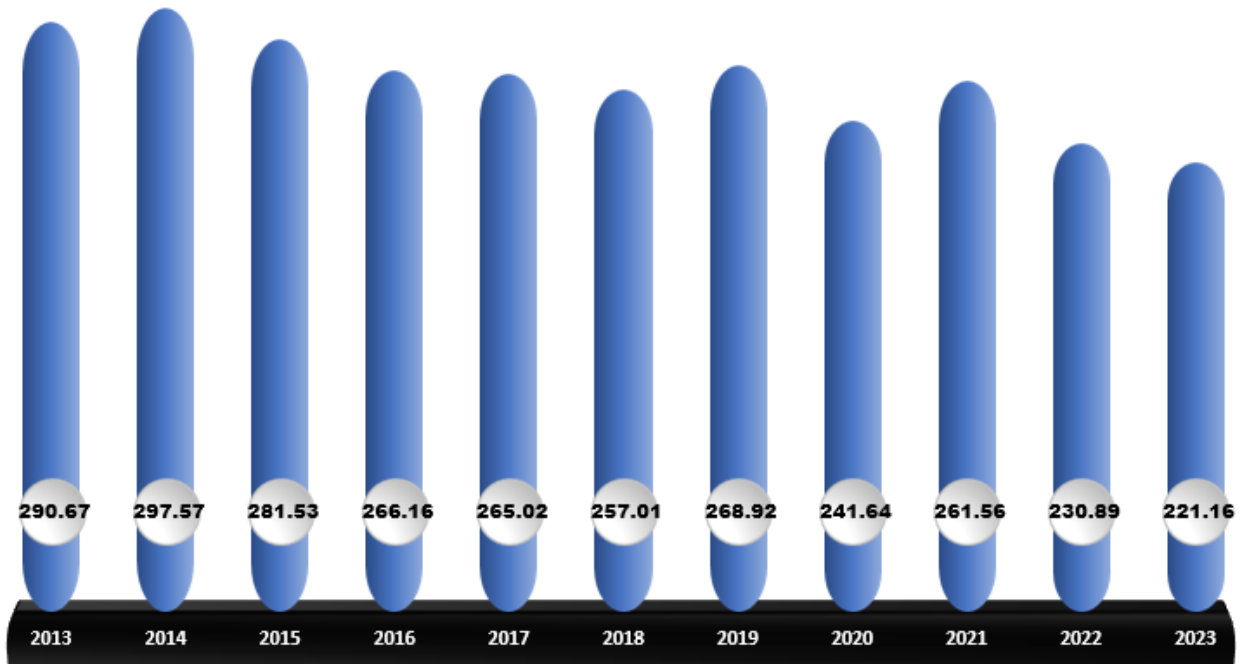
ELV	RS	USD
High	1,066.61	\$ 3.35
Medium	1,042.86	\$ 3.28
Low	1,324.14	\$ 4.16

TOP 10 COUNTRY WISE SRI LANKAN TEA EXPORT QUANTITY (MN KG)  
2023 VS 2022



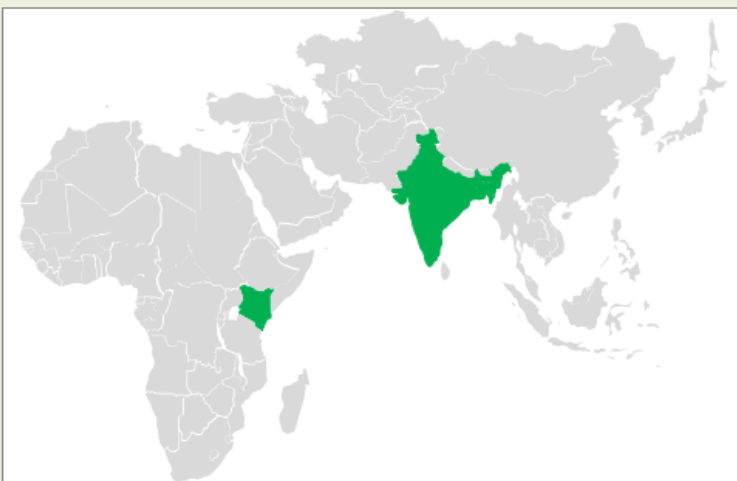
(Source: SL Customs - Statistical Division)




**YEARLY SRI LANKAN TEA EXPORT QUANTITY (IN MN KG)  
YTD NOVEMBER 2013-2023**



(Source: Statistics Division, Sri Lanka Customs.)

**MARKET MOVEMENT AT INTERNATIONAL AUCTION CENTERS THIS WEEK**



- 
Bangladesh
↑
- 
Kenya
↑
- 
India
↑

## COMMENTS

Sale	Ex-Estate		Low Grown (Leafy/Tippy)		Total	
	Qty	Demand	Qty	Demand	Qty	Demand
02	0.71 MKGs	Improved	2.31 Mkgs	Good	5.10 MKGs	Good

WESTERN				
	SELECT BEST	BEST	BELOW BEST	PLAINER
BOP	↑ 70/-	↑ 50/-	↑ 50/-	↓ 50/-
BOPF	↑ 80/-	↑ 50/-	↑ 50/-	↑ 30/-

	NUWARA ELIYA	UDA PUSSELLAWA	UVA
BOP	N/A	↑ 100/-	↑ 80/-
BOPF	↑ 100/-	↑ 50/-	↑ 40/-

	HIGH	MEDIUM	LOW
BP1	↓ 50/-	Irregular	↓ 50/-
PF1	Firm	↓ 50/-	↑ 50/-

HIGH & MEDIUM				
	SELECT BEST	BEST	BELOW BEST	OTHERS
BOP1	↑ 50/-	↑ 50/-	Firm	Firm
OP1	↑ 50/-	↑ 100/-	↑ 100/-	↑ 20/-
FBOP	↑ 100/-	↑ 100/-	↑ 100/-	↑ 50/-
FBOPF1	↑ 100/-	↑ 100/-	↑ 50/-	↑ 50/-
PEK	Firm	↑ 50/-	↑ 50/-	Firm
PEK1	↓ 50/-	↓ 50/-	Firm	Firm
OP/OPA	↑ 100/-	↑ 50/-	↑ 50/-	Firm

LEAFY / SEMI LEAFY				
	SELECT BEST	BEST	BELOW BEST	OTHERS
OP1	Firm	↑ 50/-	↑ 50/-	↑ 50/-
BOP1	Firm	Firm	Firm	↑ 50/-
OP/OPA	↑ 30/-			
PEK	Firm			
PEK1	Firm			

SMALL LEAF / TIPPY				
FBOP	Firm	↑ 40/-	↑ 40/-	↑ 20/-
FBOP1	↑ 50/-	↑ 60/-	↑ 20/-	↑ 20/-
FBOPF1	↑ 50/-	↑ 40/-	↑ 20/-	↑ 20/-

PREMIUM FLOWERY		
	FBOPFEXSP	FBOPFSP
Select Best	↑ 200-400/-	↑ 200-400/-
Best	↑ 100-200/-	↑ 200/-
Below Best	Firm	↑ 100/-
Others	Firm	Firm



### Crude Oil

As of 11th January 2024: USD 78.22



### Mombasa Auction

Demand: Fair general demand.

### HOLIDAY NOTICE

Please note that our Head Office, Warehouse & Sample Room will be closed for business on the following day.

**Monday 15th January 2024 - Tamil Thai Pongal Day**

## CURRENCY BOARD – AS AT 11TH JANUARY 2024

	United States Dollars (USD)		European Community Euro (EUR)		United Kingdom pounds (GBP)	
	Corresponding		Corresponding		Corresponding	
	2024	2023	2024	2023	2024	2023
<b>Sri Lankan Rupee</b>	318.08	360.47	347.55	384.82	404.43	436.26

(Courtesy - Central Bank of Sri Lanka)

<b>Indian Rupee</b>	83.06	81.87	90.93	87.87	105.66	99.54
<b>Kenyan Shilling</b>	157.57	122.72	172.50	131.72	200.43	149.21
<b>Bangladesh Taka</b>	108.54	102.62	118.83	110.15	138.06	124.78
<b>Indonesian Rupiah</b>	15,552.20	15,548.70	17,026.00	16,689.20	19,782.60	18,905.60
<b>Malawi Kwacha</b>	1,674.94	1,013.70	1,833.66	1,088.05	2,130.53	1,232.55
<b>Vietnam Dong</b>	24,393.60	23,444.50	26,705.30	25,164.00	31,028.90	28,506.00

(Courtesy - Oanda Corporation)

### SRI LANKA RUPEE AGAINST US DOLLAR

TIME PERIOD 08/01/2023 TO 11/01/2024 (SPOT / BUYING RATE)

<b>08/01/2024</b>	317.78	<b>10/01/2024</b>	317.83
<b>09/01/2024</b>	317.78	<b>11/01/2024</b>	318.08

(Courtesy - Central bank of Sri Lanka)

### QUANTITY SOLD DURING THE PERIOD 01ST – 06TH JANUARY 2024

	2024		2023	
	WEEKLY	TODATE	WEEKLY	TODATE
<b>PRIVATE SALES</b>	77,364.00	77,364.00	77,485.00	77,485.00
<b>PUBLIC AUCTION</b>	4,514,112.00	4,514,112.00	4,580,423.00	4,580,423.00
<b>FORWARD CONTRACTS</b>	15,000.00	15,000.00	48,000.00	48,000.00
<b>DIRECT SALES</b>	-	-	-	-
<b>TOTAL</b>	4,606,476.00	4,606,476.00	4,705,908.00	4,705,908.00
<b>BMF EXCLUDED FROM PRIVATE SALE</b>	14,400.00	14,400.00	58,244.00	58,244.00

TEA  
TECH  
TIPS



*Withering leaves needs to be turned twice at least, to ensure even fermentation.*

## CROP AND WEATHER (FOR THE PERIOD 02ND - 08TH JANUARY 2024)

The Western planting districts experienced gloomy conditions followed by showers in the evenings whilst Nuwara Eliya's reported sunny weather at the initial part and rains towards the latter part of the week. The Department of Meteorology forecasts heavy rains in the Western district.

The Uva's reported dull conditions followed by showers. Udapussellawa's sunny weather at the initial part and rains towards the latter part of the week. Scattered showers are to be expected in Uva.

The Low grown's experienced overcast conditions with showers. Heavy showers are to be expected in Sabaragamuwa.

The Western, Udapussellawa and Nuwara Eliya's districts maintained their crop intakes whilst Uva and Low grown's recorded a decline.

## WEATHER FORECAST (FOR THE PERIOD 12TH – 18TH JANUARY 2024)

	Fri (12/01)	Sat (13/01)	Sun (14/01)	Mon (15/01)	Tue (16/01)	Wed (17/01)	Thu (18/01)
<b>Galle</b>	31°/25° 	31°/24° 	31°/24° 	31°/24° 	31°/23° 	32°/23° 	32°/23° 
<b>Matara</b>	34°/23° 	34°/22° 	33°/22° 	33°/23° 	32°/23° 	34°/23° 	34°/23° 
<b>Ratnapura</b>	33°/21° 	34°/20° 	34°/20° 	34°/22° 	33°/20° 	35°/20° 	35°/21° 
<b>Hatton/ Talawakelle</b>	28°/15° 	28°/15° 	27°/12° 	28°/16° 	27°/15° 	28°/16° 	27°/16° 

## ORDER OF SALE THIS WEEK

EX EST	H/M-OFF GR & DUST	LEAFY/ SEMI LEAFY/ TIPPY/PREM & BOP1A
AS	Eastern Brokers Ltd	Forbes & Walker Tea Brokers (Pvt) Ltd
FW	Forbes & Walker Tea Brokers (Pvt) Ltd	Bartleet Produce Marketing (Pvt) Ltd
LC	Mercantile Produce Brokers (Pvt) Ltd	Eastern Brokers Ltd
<b>CTB</b>	Lanka Commodity Brokers	<b>Ceylon Tea Brokers PLC</b>
BC	Asia Siyaka Commodities PLC	John Keells PLC
JK	Bartleet Produce Marketing (Pvt) Ltd	Asia Siyaka Commodities PLC
MC	<b>Ceylon Tea Brokers PLC</b>	Lanka Commodity Brokers
EB	John Keells PLC	Mercantile Produce Brokers (Pvt) Ltd

CATALOGUE	LOTS	QTY (KGS)
EX-ESTATE	692	714,814
HIGH AND MEDIUM	1,509	645,625
LOW GROWN (LEAFY)	1,933	693,228
LOW GROWN (SEMI LEAFY)	1,450	606,908
LOW GROWN (TIPPY)	1,822	859,124
OFF GRADES + BOP1A	2,201	1,077,369
DUSTS	501	444,125
PREMIUM FLOWERY	427	68,439
<b>TOTAL</b>	<b>10,535</b>	<b>5,109,632</b>

## HIGH GROWN TEAS

**BOP** Best Western's few invoices appreciated by Rs.100/- per kg and more whilst the others were dearer by Rs.50/- per kg. Below best too moved up by Rs.50/- per kg and more. Plainer categories eased by Rs.50/- per kg and more. Hardly any offering from Nuwara Eliya's. Uda Pussellawa's gained by Rs.100/- per kg. Uva's moved up by Rs.50/- per kg and at times more.

**BOPF** Best Western's gained by Rs.50-70/- per kg. Below best dearer by Rs.50/- per kg whilst the Plainer categories gained by Rs.30-50/- per kg. Nuwara Eliya's appreciated by Rs.100/- per kg and more. Uda Pussellawa's were firm to Rs.50/- per kg dearer. Uva's selected invoices gained up to Rs.50/- per kg. Others were irregular.

## MEDIUM GROWN TEAS

**BOP1** Select best and best gained by Rs.50/- per kg whilst others remained unchanged.

**OP1** Select best moved up by Rs.50/- per kg. Best and below best were dearer by Rs. 100/- per kg whilst others appreciated by Rs. 20/- per kg.

**OP/OPA** Select best gained by Rs.100/- per kg. Best and below best moved up by Rs. 50/- per kg. Others held firm.

**PEKOE/PEKOE1** **PEK** - Select Best held firm. Best and below best gained by Rs. 50/- per kg. Others maintained.

**PEK1** – Select best and best lost by Rs.50/- per kg whilst all others held firm.

**FBOP/FBOPF1** Overall, dearer by Rs. 50-100/- per kg.

## CTC

**HIGH GROWN** **BP1** – Lost by Rs.50/- per kg.

**PF1** – Firm.

**MEDIUM GROWN** **BP1** – Irregular.

**PF1** – Lower by Rs.50/- per kg.

**LOW GROWN** **BP1** – Eased by Rs.50/- per kg.

**PF1** – Gained by Rs.50/- per kg.

QUOTATIONS-HIGH GROWNS	BOP		BOPF	
BEST WESTERNS	1260	1420	1260	1500
BELOW BEST WESTERNS	1140	1240	1120	1240
PLAINER WESTERNS	940	1120	980	1100
NUWARA ELIYAS	N/A		1550	1600
UDAPUSSELLAWAS	980	1260	890	1260
BEST UVAS	1120	1240	1000	1120
OTHER UVAS	1000		980	
GOOD MEDIUMS	1140	1950	1020	1060
POOR MEDIUMS	750	1120	740	900
QUOTATIONS – UNORTHODOX	BP1		PF1	
(CTC) CTC (High & Medium)	1040	1280	830	1200
CTC (Low)	1380	1700	1160	1650

- BOP1** In general, firm to easier.
- OP1** Select best were firm whilst Best, below best were dearer. Poorer sorts maintained.
- OP** In general, firm to dearer.
- OPA** Select best were firm whilst balance were dearer.
- PEKOE/PEKOE1** Select best together with full range of bold PEK's were firm. Select best PEK1's were firm to lower whilst balance sold around last week levels.
- FBOP/FBOP1** Select best were lower, whilst best and below best were fully firm to dearer.
- BOP** All-round firm to dearer.
- BOPF** All-round firm market.
- FBOPF/FBOPF1** Select best FBOPF's were lower whilst all others were firm. FBOPF1's were all around dearer.

QUOTATIONS	SELECT BEST	BEST	BELOW BEST	OTHER
BOP1	2,400-4,400	1,800-2,100	1,100-1,400	850-950
OP1	3,500-4,200	2,200-3,200	1,250-2,000	900-1,000
OP	1,500-1,900	1,350-1,450	1,100-1,300	900-1,000
OPA	1,500-2,450	1,250-1,400	1,100-1,250	800-1,000
PEKOE	1,600-2,250	1,300-1,500	1,100-1,250	850-1,000
PEKOE1	1,700-2,150	1,500-1,650	1,200-1,450	1,000-1,100
FBOP1	1,700-2,500	1,300-1,500	1,000-1,200	Below 900
FBOP	2,000-2,750	1,600-1,800	1,200-1,500	Below 1000
BOP	1,750-2350	1,400-1,650	1,100-1,300	Below 950
BOPF	1,000-2,050	850-950	750-820	Below 720
FBOPF1	1,800- 2,350	1,600-1,750	1,200-1,500	Below 1000
FBOPF	1,500-2,250	1,000-1,300	850-950	Below 800
FFSP/FFEXSP/FFEXSP1	6,200-8,250	4,000-6,100	2200-3800	Below 1,400



## OFF GRADES

**FGS/FGS1** High grown eased by Rs.10-20/- per kg. Medium and low grown increased by Rs. 20-30/- per kg. CTC's were lower by Rs.10-20/- per kg.

**BM/BP** **BM** – Best varieties were dearer by Rs.30-40/- per kg. Below best and bottom maintained.  
**BP** – Cleaner varieties were dearer by Rs. 20-40/- per kg. Below best and bottom maintained.

**BOP1A** Best varieties appreciated by Rs. 30-50/- per kg. Below Best were firm to irregularly lower. Teas at the lower end lost by Rs.20-30/- per kg.

	HIGH		MEDIUM		LOW	
<b>FNGS</b>	650	1,060	550	960	540	960
<b>P.FGS (CTC)</b>	850		650	740	590	1,360
<b>BP</b>	640	1,120	750	1,100	630	1,600
<b>BM</b>	630	850	630	1,000	570	1,440
<b>BOP1A</b>	710	940	720	1,180	720	1,500

## DUST

**DUST1** Best and below best were firm on last. CTC's appreciated by Rs. 30-50/- per kg. Best low grown firm on last. Below best low grown were irregularly lower.

**DUST** Cleaner Secondaries lost by Rs.50-80/- per kg whilst low grown were lower by Rs. 20-40/- per kg.

	HIGH		MEDIUM		LOW	
<b>PRIMARY DUSTS</b>	1,000	1,460	880	1,040	850	1,040
<b>SECONDARY DUSTS</b>	820	940	650	850	630	820
<b>PDUST (CTC)</b>	1,050	1,200	1,000	1,140	1,100	1,360

## TOP PRICES - SALE NO.02 OF 10TH / 11TH JANUARY 2024

WESTERN MEDIUM				UVA MEDIUM			
Harangalla	BOP	1,950.00		Halpewatte Uva	BOP	1,850.00	
Hatale	BOPSp	1,900.00		Sarnia Plaiderie	BOPSp	1,700.00	
Ancoombra	BOPF/BOPFSp	1,460.00		Halpewatte Uva	BOPSp	1,700.00	
Craighead	BOP1	2,500.00		Dickwella	BOPF/BOPFSp	1,800.00	
Craighead	FBOP/FBOP1	1,950.00		Demodera 'S'	BOP1	2,150.00	
Galgewatta	FBOP/FBOP1	1,950.00		Halpewatta Uva	FBOP/FBOP1	1,950.00	
Uplands	FBOP/FBOP1	1,950.00		Glen Alpin	FBOPF/FBOPF1	1,850.00	
Dartry Valley	FBOP/FBOP1	1,950.00		Sarnia Plaiderie	FBOPF/FBOPF1	1,850.00	
Harangalla	FBOPF/FBOPF1	1,950.00		Wewesse	OP/OPA	1,550.00	
Ancoombra	FBOPF/FBOPF1	1,950.00		Wewesse	OP1	1,900.00	
<b>New Rothschild</b>	<b>OP/OPA</b>	<b>1,550.00</b>	<b>@</b>	<b>Ury</b>	<b>OP1</b>	<b>1,700.00</b>	<b>@</b>
Harangalla	OP1	1,850.00		Aruna Passara	PEK/PEK1	1,850.00	
<b>New Rothschild</b>	<b>OP1</b>	<b>1,800.00</b>	<b>@</b>				
Dartry Valley	OP1	1,800.00		UVA HIGH			
Uplands	PEK/PEK1	1,900.00		Aislaby	BOP	1,360.00	
WESTERN HIGH				Aislaby	BOPSp	1,650.00	
Great Western	BOP	1,420.00		Pitaratmalie	BOPF/BOPFSp	1,120.00	
Wattegodde	BOPSp	1,550.00		Spring Valley	BOP1	1,900.00	
Somerset	BOPF/BOPFSp	1,500.00		Glenanore	FBOP/FBOP1	1,850.00	
Inverness	BOP1	1,900.00		Aislaby	FBOP/FBOP1	1,850.00	
<b>Weddemulla</b>	<b>FBOP/FBOP1</b>	<b>1,800.00</b>	<b>@</b>	<b>Mount Uva</b>	<b>FBOP/FBOP1</b>	<b>1,800.00</b>	<b>@</b>
Glenloch	FBOPF/FBOPF1	1,850.00		Spring Valley	FBOPF/FBOPF1	1,850.00	
Inverness	OP/OPA	1,650.00		Glenanore	OP/OPA	1,480.00	
<b>Weddemulla</b>	<b>OP1</b>	<b>1,700.00</b>	<b>@</b>	Gonamotawa	OP1	1,700.00	
Venture	OP1	1,700.00		<b>Mount Uva</b>	<b>OP1</b>	<b>1,650.00</b>	<b>@</b>
<b>Bogahawatte</b>	<b>PEK</b>	<b>1,700.00</b>	<b>@</b>	Craig	OP1	1,650.00	
<b>Frotoft Super</b>	<b>PEK1</b>	<b>1,750.00</b>	<b>@</b>	Mahadowa	OP1	1,650.00	
<b>Weddemulla</b>	<b>PEK1</b>	<b>1,750.00</b>	<b>@</b>	<b>Mount Uva</b>	<b>PEK</b>	<b>1,500.00</b>	<b>@</b>
NUWARA ELIYA				Odoowerre	PEK	1,500.00	
Mahagastotte	BOPF/BOPFSp	1,600.00		Battawatte	PEK1	1,700.00	
Lovers Leap	BOPF/BOPFSp	1,600.00					
Kenmare	FBOP/FBOP1	1,480.00		UNORTHODOX HIGH			
Court Lodge	OP/OPA	1,060.00		Dunsinane CTC	PF1	1,220.00	
Court Lodge	PEK/PEK1	1,500.00		Dunsinane CTC	BP1	1,280.00	
UDA PUSSELLAWAS				UNORTHODOX MEDIUM			
Mooloya	BOP	1,260.00		<b>Rothschild CTC</b>	<b>PF1</b>	<b>1,100.00</b>	<b>@</b>
Liddesdale	BOPF/BOPFSp	1,260.00		New Peacock CTC	PF1	1,100.00	
Delmar	BOP1	1,850.00		Delta CTC	PF1	1,100.00	
<b>Alma</b>	<b>FBOP/FBOP1</b>	<b>1,750.00</b>	<b>@</b>	Delta CTC	BP1	1,040.00	
<b>Alma</b>	<b>FBOPF/FBOPF1</b>	<b>1,800.00</b>	<b>@</b>	Ancoombra CTC	BPS	600.00	
<b>Gonapitiya</b>	<b>FBOPF/FBOPF1</b>	<b>1,750.00</b>	<b>@</b>				
<b>Alma</b>	<b>OP</b>	<b>1,400.00</b>	<b>@</b>	UNORTHODOX LOW			
Delmar	OP	1,400.00		Kalubowitiyana CTC	PF1	1,650.00	
<b>Alma</b>	<b>OPA</b>	<b>1,080.00</b>	<b>@</b>	Hingalgoda CTC	PF1	1,650.00	
<b>Gonapitiya</b>	<b>OPA</b>	<b>1,060.00</b>	<b>@</b>	Ceciliyan CTC	BP1	1,700.00	
Delmar	OPA	1,060.00		Lantern Hill CTC	BPS	760.00	
<b>Gonapitiya</b>	<b>OP1</b>	<b>1,240.00</b>	<b>@</b>				
<b>Alma</b>	<b>PEK</b>	<b>1,550.00</b>	<b>@</b>				
Blairlomond	PEK	1,550.00					
<b>Alma</b>	<b>PEK1</b>	<b>1,650.00</b>	<b>@</b>				

DENOTES – CEYLON TEA BROKERS PLC [ @ ] / ALL TIME RECORD PRICE [ \* \* ] / EQUAL ALL TIME [ \* ]

CEYLON TEA BROKERS PLC – SALE NO. 02 OF 10TH / 11TH JANUARY 2024

## TOP PRICES - SALE NO.02 OF 10TH / 11TH JANUARY 2024

LOW GROWN			
Pothotuwa	BOP1	4,400.00	
New Vithanakande	OP1	4,200.00	
Pothotuwa	OP1	4,200.00	
Galatara	OP	1,900.00	
<b>Thundola Ella</b>	<b>OP</b>	<b>1,750.00</b>	<b>@</b>
Morawakkorale	OP	1,750.00	
Bogoda Group	OP	1,750.00	
New Galagawa	OP	1,750.00	
Lenama Hills	OP	1,750.00	
Green Lanka	OPA	2,450.00	
Rotumba	OPA	2,450.00	
Lumbini	PEK	2,250.00	
Lakvinka	PEK	2,150.00	
New Mahendra	PEK	2,150.00	
<b>Brombil</b>	<b>PEK</b>	<b>2,100.00</b>	<b>@</b>
Kumudu	PEK	2,100.00	
<b>Mulatiyana Hills</b>	<b>PEK1</b>	<b>2,150.00</b>	<b>@</b>
Galatara	PEK1	2,150.00	
Hidellana	PEK1	2,150.00	
<b>Rajjuruwatta Super</b>	<b>PEK1</b>	<b>2,100.00</b>	<b>@</b>
<b>Nilrich</b>	<b>PEK1</b>	<b>2,100.00</b>	<b>@</b>
Golden Garden	PEK1	2,100.00	
Green Lanka	PEK1	2,100.00	
Hidellana	BOP	2,350.00	
Stream Line	BOPSp	1,900.00	
Thundola Ella	BOPSp	1,850.00	
Adams View	BOPSp	1,850.00	
Andaradeniya Super	BOPSp	1,850.00	
Greenwin Super	BOPSp	1,850.00	
Lucky Kottawa	BOPSp	1,850.00	
<b>Yalta</b>	<b>BOPSp</b>	<b>1,800.00</b>	<b>@</b>
<b>Suduwelipothahena Super</b>	<b>BOPSp</b>	<b>1,800.00</b>	<b>@</b>
Kelani	BOPSp	1,800.00	
Hidellana	BOPF	2,050.00	
Sithaka	BOPF	2,050.00	
Stream Line	BOPFSp	2,000.00	
<b>Wathurawila</b>	<b>BOPFSp</b>	<b>1,950.00</b>	<b>@</b>
Pothotuwa	FBOP	2,750.00	
Sithaka	FBOP	2,600.00	
<b>Mulatiyana Hills</b>	<b>FBOP</b>	<b>2,550.00</b>	<b>@</b>
Hidellana	FBOP	2,550.00	
Kolonna Super	FBOP1	2,500.00	
<b>Lumbini</b>	<b>FBOPF</b>	<b>2,250.00</b>	<b>@</b>
Miriswatta	FBOPF1	2,350.00	

DUSTS			
Mattakelle	DUST1	1,460.00	
Hingalgoda CTC	PD	1,360.00	
PREMIUM FLOWERY			
Kendalanda	FBOPFSp	8,250.00	
Kolonna Super	FBOPFSp	6,800.00	
<b>Alma</b>	<b>FBOPFSp</b>	<b>6,650.00</b>	<b>@</b>
<b>Rajjuruwatta Super</b>	<b>FBOPFExSp</b>	<b>7,450.00</b>	<b>@</b>
<b>Yalta</b>	<b>FBOPFExSp</b>	<b>7,100.00</b>	<b>@</b>
Kendalanda	FBOPFExSp1	8,000.00	
Garden Leaf	FBOPFExSp1	6,750.00	
<b>Rajjuruwatta Super</b>	<b>FBOPFExSp1</b>	<b>4,950.00</b>	<b>@</b>
OFF GRADES			
Mattakelle	FGS/FGS1	1,060.00	
Hingalgoda CTC	PF	1,360.00	
<b>Talangaha</b>	<b>BM</b>	<b>1,440.00</b>	<b>@</b>
Chandrika Estate	BP	1,600.00	
Aldora	BOP1A	1,650.00	

## FUTURE SALES INFORMATION

### SALE NO 03 OF 16TH / 17TH JANUARY 2024

EX-ESTATE H/M-OFF GR &amp; DUST

LEAFY/ SEMI LEAFY/ TIPPY/PREM &amp; BOP1A

FW	Forbes & Walker Tea Brokers (Pvt) Ltd	<b>Ceylon Tea Brokers PLC</b>
LC	Mercantile Produce Brokers (Pvt) Ltd	Asia Siyaka Commodities PLC
<b>CTB</b>	Lanka Commodity Brokers	John Keells PLC
BC	Asia Siyaka Commodities PLC	Lanka Commodity Brokers
JK	Bartleet Produce Marketing (Pvt) Ltd	Forbes & Walker Tea Brokers (Pvt) Ltd
MC	<b>Ceylon Tea Brokers PLC</b>	Eastern Brokers Ltd
EB	John Keells PLC	Mercantile Produce Brokers (Pvt) Ltd
AS	Eastern Brokers Ltd	Bartleet Produce Marketing (Pvt) Ltd

**Buyers Prompt: 23.01.2024****Sellers Prompt: 24.01.2024**

### AWAITING SALE - CATALOGUE DETAILS

	SALE OF 16TH/ 17TH JAN 2024		SALE OF 22ND/ 23RD JAN 2024	
	LOTS	QTY(KGS)	LOTS	QTY(KGS)
<b>EX-ESTATE</b>	746	765,788	849	884,440
<b>HIGH AND MEDIUM</b>	1,474	633,414	1,609	733,571
<b>LOW GROWN (LEAFY)</b>	1,915	689,926	2,241	909,055
<b>LOW GROWN (SEMI LEAFY)</b>	1,470	619,175	1,750	821,284
<b>LOW GROWN (TIPPY)</b>	1,895	887,526	2,347	1,210,103
<b>OFF GRADES+BOP1A</b>	2,227	1,089,613	2,760	1,426,770
<b>DUSTS</b>	485	433,118	637	604,800
<b>PREMIUM FLOWERY</b>	414	64,251	462	79,171
<b>TOTAL</b>	<b>10,626</b>	<b>5,182,811</b>	<b>12,655</b>	<b>6,669,194</b>
<b>MAIN SALE &amp; EX ESTATE CLOSED ON</b>	<b>21ST DECEMBER 2023</b>		<b>04<sup>TH</sup> JANUARY 2024</b>	

#### **SALE NO. 05 – 30TH / 31ST JANUARY 2024**

Ex-Estate catalogue and Main Sale catalogues are scheduled to be closed on the 12th January 2024.

#### **SALE NO. 06 – 06TH / 07TH FEBRUARY 2024**

Ex-Estate catalogue and Main Sale catalogues are scheduled to be closed on the 19th January 2024.

#### **SALE NO. 07 – 13TH / 14TH FEBRUARY 2024**

Ex-Estate catalogue and Main Sale catalogues are scheduled to be closed on the 26th January 2024.

## ELEVATION WISE – STATISTICS – COLOMBO AUCTION AVERAGES

Elevation	LAST WEEK	WEEK BEFORE LAST	LAST YEAR	YEAR BEFORE
	(RS)	(RS)	(RS)	(RS)
	Sale- 04.01.2024	Sale- 18.12.2023	Corres 2023	Corres 2022
Uva High	1002.47	1014.93	1262.99	604.63
Western High	1083.19	1085.72	1515.86	702.62
CTC High	1041.02	1033.89	1276.78	603.02
Total High Grown	1055.76	1064.00	1438.04	665.64
Uva Medium	1061.36	1064.98	1282.67	614.76
Western Medium	1027.23	995.32	1244.19	554.51
CTC Medium	934.17	906.32	1111.63	510.85
Total Medium Grown	1039.05	1020.82	1256.26	578.58
Orthodox Low	1338.26	1348.36	1567.87	697.48
CTC Low	1114.38	959.56	1079.37	521.40
Total Low Grown	1328.12	1330.30	1538.72	684.49
<b>TOTAL</b>	<b>1223.21</b>	<b>1214.89</b>	<b>1474.09</b>	<b>662.37</b>

Elevation	LAST WEEK	WEEK BEFORE LAST	LAST YEAR	YEAR BEFORE
	(\$)	(\$)	(\$)	(\$)
	Sale- 04.01.2024	Sale- 18.12.2023	Corres 2023	Corres 2022
Uva High	3.11	3.10	3.48	3.02
Western High	3.36	3.32	4.17	3.51
CTC High	3.23	3.16	3.52	3.02
Total High Grown	3.28	3.25	3.96	3.33
Uva Medium	3.29	3.26	3.53	3.07
Western Medium	3.19	3.04	3.43	2.77
CTC Medium	2.90	2.77	3.06	2.55
Total Medium Grown	3.22	3.12	3.46	2.89
Orthodox Low	4.15	4.12	4.32	3.49
CTC Low	3.46	2.93	2.97	2.61
Total Low Grown	4.12	4.07	4.24	3.42
<b>Weekly Total (USD)</b>	<b>3.80</b>	<b>3.72</b>	<b>4.06</b>	<b>3.31</b>
<b>Exchange Rate (LKR)</b>	<b>322.24</b>	<b>326.99</b>	<b>363.11</b>	<b>200.00</b>

Elevation	TODATE	TODATE	TODATE	TODATE	TODATE	TODATE
	2021	2022	2023	2021	2022	2023
	(RS)	(RS)	(RS)	(\$)	(\$)	(\$)
Uva High	604.63	1262.99	1002.47	2.99	3.45	3.11
Western High	702.62	1515.86	1083.19	3.47	4.15	3.36
CTC High	603.02	1276.78	1041.02	2.98	3.49	3.23
Total High Grown	665.64	1438.04	1055.76	3.29	3.93	3.27
Uva Medium	614.76	1282.67	1061.36	3.04	3.51	3.29
Western Medium	554.51	1244.19	1027.23	2.74	3.40	3.18
CTC Medium	510.85	1111.63	934.17	2.52	3.04	2.89
Total Medium Grown	576.58	1256.26	1039.05	2.85	3.44	3.22
Orthodox Low	697.48	1567.87	1338.26	3.44	4.29	4.15
CTC Low	521.40	1079.37	1114.38	2.57	2.95	3.45
Total Low Grown	684.49	1538.72	1328.12	3.38	4.21	4.12
<b>TOTAL</b>	<b>662.37</b>	<b>1474.09</b>	<b>1223.21</b>	<b>3.27</b>	<b>4.03</b>	<b>3.79</b>

**Cumulative Sale Averages – 1 USD = Rs. (Monthly Weighted Average)** **202.52**      **365.69**      **322.74**

(Source: MSL/ CBSL)

## WORLD TEA PRODUCTION (IN MILLION KILOS)

Country	Month	Month		To-date		Diff (+/-)
		2022	2023	2022	2023	2022 vs 2023
Sri Lanka	Nov	20.4	19.6	232.1	236	3.9
Bangladesh	Nov	10.8	11.8	86.1	95.3	9.2
North India	Nov	114.2	106.2	1084.6	1071.8	-12.8
South India	Nov	21.3	20.9	217.3	218.3	1
Kenya	Oct	50.6	52.8	430.3	465	34.7
Malawi	Oct	2.1	2.1	41.4	36.7	-4.7

(Source: Africa Tea Brokers/National Brokers Ltd)

## MOMBASA AUCTION OF 08TH / 09TH JANUARY 2024

Fair general demand at irregular levels for the 245,600 packages (16,868,431.00 kilos) on offer with 40.59% unsold.

Pakistan Packers were active but at lower levels with Yemen and other Middle Eastern countries lending less support. Bazaar and Egyptian Packers operated at lower rates while UK maintained interest. Afghanistan, Kazakhstan and other CIS states showed less enquiry. South Sudan maintained support while Russia, Iran and Sudan were quiet. Local Packers showed some enquiry with Somalia active at the lower end of the market.

**BP1:** Best - Met irregular interest and varied between firm to USC52 dearer to mostly easier by up to USC57. Brighter - Mostly eased by up to USC37 but select Invoices advanced by up to USC4. Mediums - KTDA mediums were steady to USC2 below previous rates while Plantation mediums were firm to USC8 dearer to easier by up to USC12. Lower Medium - Steady with some lines gaining up to USC40 while others were discounted by up to USC18. Plainer - Irregular at USC14 above previous rates to easier by USC21 with some lines losing by up to USC32.

**PF1:** Best - Irregular at USC35 dearer to easier by up to USC30. Brighter - Lost up to USC31. Mediums - KTDA mediums irregularly eased by up to USC20 while Plantation mediums shed up to USC24 but other lines were up to USC4 above last rates. Lower Medium - Met irregular interest at USC10 dearer with some invoices up to USC52 dearer to easier by up to USC10. Plainer - Saw irregular enquiry and varied between firm to USC18 dearer to easier by up to USC10.

**PDUST:** Best - Saw less enquiry and shed USC20 with some lines discounted by up to USC84 but a few teas advanced by up to USC28. Brighter - Lost up to USC23 but a few invoices were USC21 dearer. Mediums - KTDA mediums were firm to USC8 above previous rates to easier by up to USC10. Plantation mediums lost up to USC18. Lower Medium - Irregular varying between USC10 above last levels to mostly easier by up to USC20. Plainer - Irregular at mostly dearer by up to USC36 to easier by up to USC9.

**DUST1:** Best - Lost up to USC40. Brighter - Eased by up to USC42. Mediums - KTDA mediums met irregular interest at USC16 dearer to easier by up to USC19; Plantation mediums shed up to USC20. Lower Medium - Mostly discounted by up to USC26 but a few lines were USC9 dearer. Plainer - Strong but irregular enquiry ranging between USC45 dearer to easier by up to USC14.

**SECONDARY GRADES (S1):** In the Secondary Catalogues, BPs held value with PFs about firm. Clean well sorted coloury Fannings were firm to dearer while similar DUSTs held steady. Other Fannings sold at previous levels with DUSTs about firm. BMFs were readily absorbed.

(Courtesy - Africa Tea Brokers Limited)

## BANGLADESH AUCTION OF 09TH JANUARY 2024

**CTC LEAF:** 64,224 packages of tea on offer met with an improved demand.

**BROKENS:** Well made clean liquoring Brokens met with quite a strong demand and were mostly dearer following competition. Mediums and other varieties met with a slightly better demand and prices were about steady but there were several withdrawals in these categories. Plain varieties met with a fair demand at easier rates and there were several withdrawals. BLF teas met with a little more demand at around last levels but there were heavy withdrawals.

**FANNINGS:** Good liquoring Fannings met with quite a strong demand and were dearer following competition. Mediums met with quite a good demand and were generally steady to occasionally easier. There were some withdrawals. Plain teas met with a similar trend but at slightly easier rates. However, there were fair withdrawal. BLF teas met with a little more demand at around last levels but there were heavy withdrawals.

**DUST:** 16,789 packages on offer met with a fair demand. Good liquoring Dust met with a fair demand and sold Tk.5/- to Tk.10/- less than last levels. Mediums were an easier market with few withdrawals. Plain and BLF Dusts remained difficult of sale with heavy withdrawals. Blenders were fairly active whilst Loose tea buyers were very selective.

**COMMENTS:** There was a better demand in this sale particularly for the clean liquoring types on offer whereby price realisation was slightly higher than last. However, reprinted teas were generally neglected and where sold registered a considerable drop in value. Blenders were the mainstay of the market operating for a wide variety of tea. Loose tea buyers lent some support.

Dusts were an easier market.

(Courtesy - National Brokers Limited)

## MALAWI AUCTION OF 10TH JANUARY 2024

There was less and selective demand at generally firm rates for the 2100 packages on offer.

BP1 - the single invoice on offer sold 5USC below valuation.

PF1/PF1SC - not supported.

PD - Only one invoice sold at 6USC below valuation, balance were taken out without bids.

D1 - 2 to 5USC easier on last where sold.

Secondaries - firm on last.

(Courtesy - Tea Brokers Central Africa Limited)

## KOLKATA AUCTION OF 09TH / 10TH AND 11TH JANUARY 2024

Good demand at barely steady to irregularly easier levels for Assams and Doors sold so far. W I - Operating. HUL - Operating. TCPL - Operating. Exporters - Operating. Local - Operating. Based on CB's Catalogue.

(Courtesy - Associated Brokers Pvt Ltd, Kolkata)

## GUWAHATI AUCTION 09TH JANUARY 2024

Fair demand. All Assams selling at irregular and easier levels. (ATB running at 66 %). HUL / other blenders / Internal operating. Western India and Exporters are selective.

(Courtesy - Associated Brokers Pvt Ltd (Guwahati))