



**Ceylon Tea
Brokers**

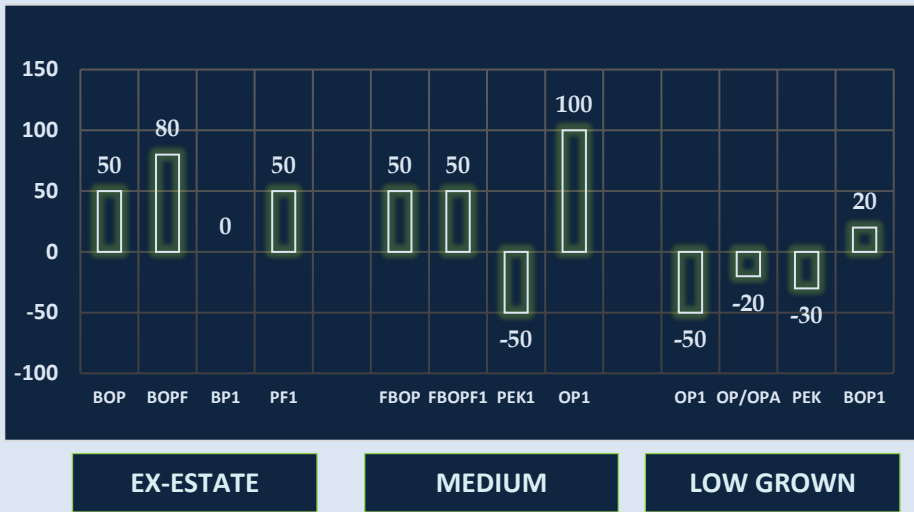


MARKET SNAPSHOT

SALE NO. 04 OF 22ND / 23RD JANUARY 2024

CEYLON TEA BROKERS PLC
Level 7, Millenium House, No.46/58, Nawam Mawatha, Colombo 2
Tel: 011-460777 Fax: 011-4607788
Email: general@ceylonteabrokers.com
Web: www.ceylonteabrokers.com

Good demand all-round.



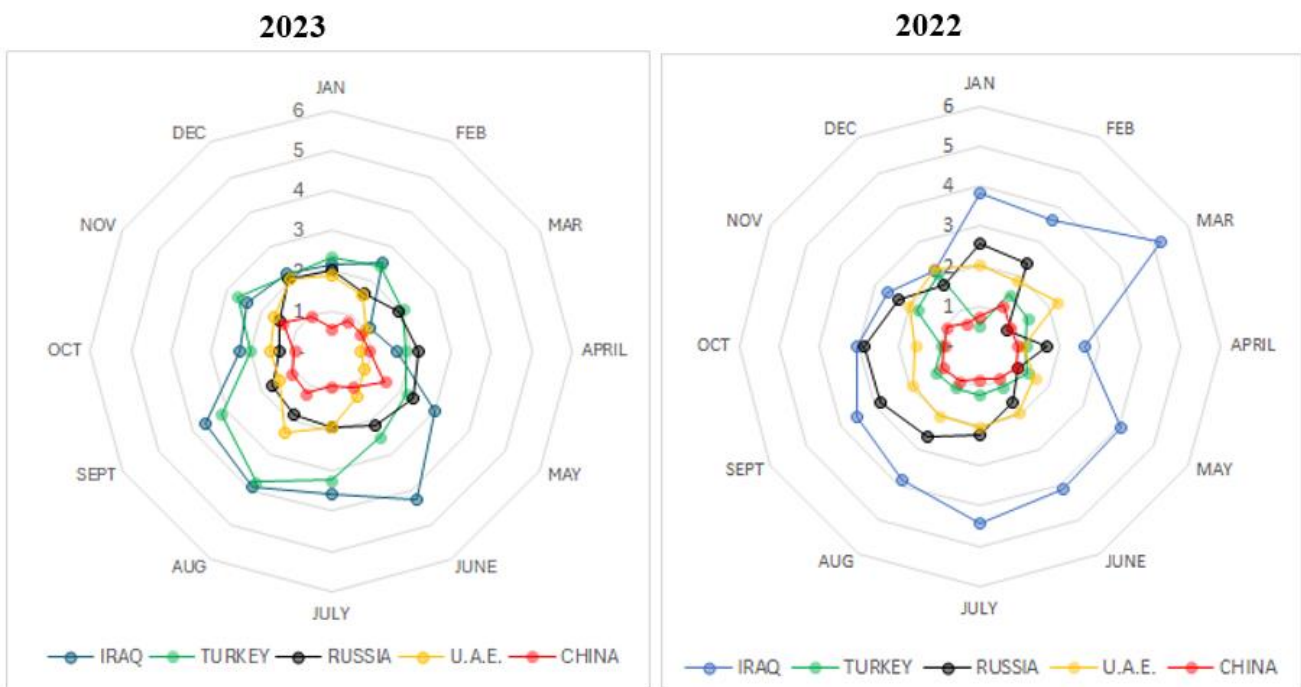
Currency - 23rd January
LKR/USD 315.03

January (03rd Sale)
Rs. 1,261.33
USD 4.00

Elevation Average

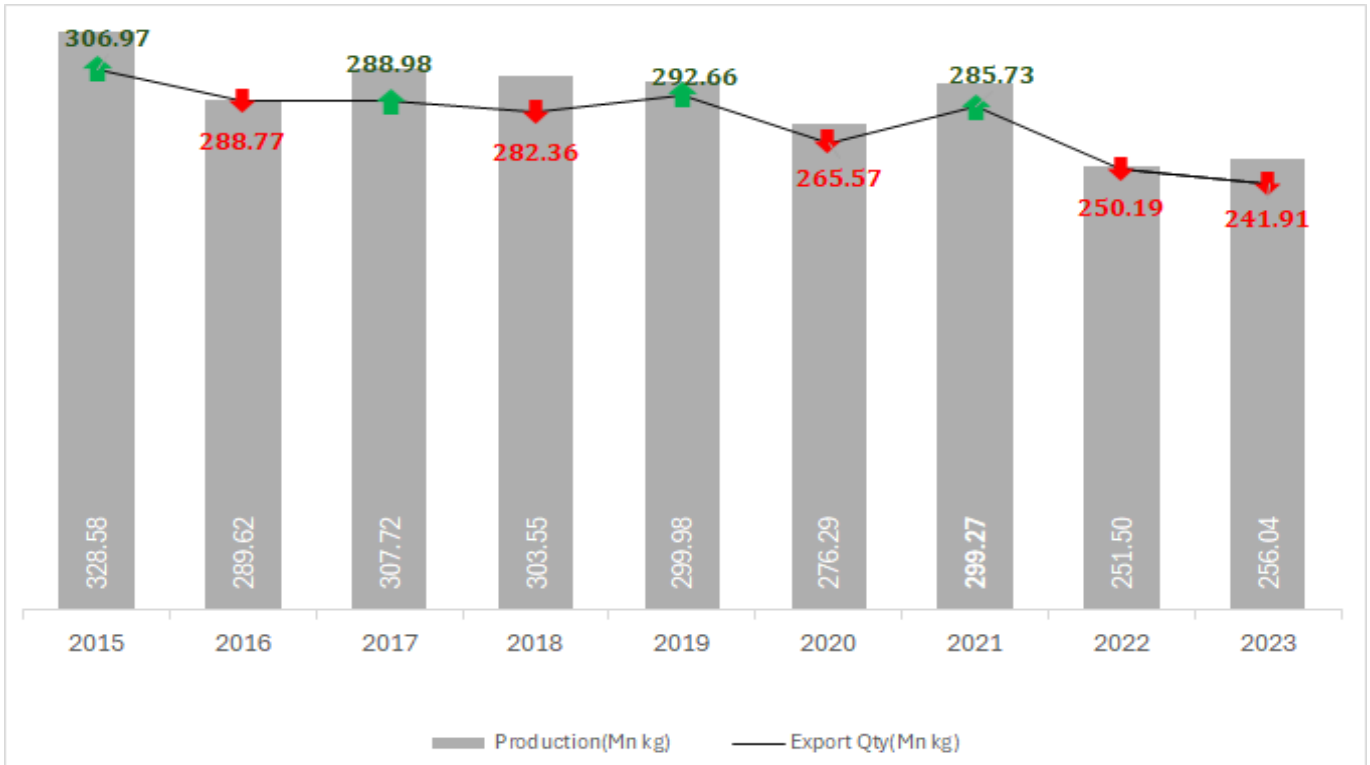
ELV	RS	USD
High	1,094.79	\$ 3.48
Medium	1,068.01	\$ 3.39
Low	1,370.42	\$ 4.35

**MONTHLY SRI LANKA TEA EXPORTS (IN MN KG)
IRAQ, TURKEY, RUSSIA, U.A.E, CHINA – 2023 VS 2022**



Source: SL Customs - Statistical Division

YEARLY SRI LANKAN TEA PRODUCTION VS EXPORTS QUANTITY (IN MN KG) 2015-2023



Source: SLTB, SL Customs - Statistical Division/CBSL

MARKET MOVEMENT AT INTERNATIONAL AUCTION CENTERS THIS WEEK



Bangladesh



Kenya & India market report details were not available at the time of printing this publication.

COMMENTS

Sale	Ex-Estate		Low Grown (Leafy/Tippy)		Total	
	Qty	Demand	Qty	Demand	Qty	Demand
04	0.88 MKGs	Good	2.94 Mkgs	Good	6.6 MKGs	Good

WESTERN				
	SELECT BEST	BEST	BELOW BEST	PLAINER
BOP	↑ 100/-	↑ 50/-	Irregular	↓ 50/-
BOPF	↑ 100/-	↑ 50/-	↑ 50/-	Firm

	NUWARA ELIYA	UDA PUSSELLAWA	UVA
BOP	N/A	↓ 100/-	Irregular
BOPF	↓ 100/-	Irregular	↑ 50/-

	HIGH	MEDIUM	LOW
BP1	Firm	Firm	↓ 50/-
PF1	↑ 50/-	↑ 100/-	Firm

HIGH & MEDIUM				
	SELECT BEST	BEST	BELOW BEST	OTHERS
BOP1	↑ 100/-	↑ 100/-	↑ 50/-	↑ 50/-
OP1	↑ 50/-	↑ 50/-	↑ 50/-	Firm
FBOP	↑ 50/-	↑ 50/-	↑ 50/-	Firm
FBOPF1	Firm	↑ 50/-	↑ 50/-	↓ 50/-
PEK	Firm	Firm	Firm	Firm
PEK1	↓ 50/-	↓ 50/-	Firm	Firm
OP/OPA	Firm	Firm	Firm	Firm

LEAFY / SEMI LEAFY				
	SELECT BEST	BEST	BELOW BEST	OTHERS
OP1	↑ 100/-	↓ 100/-	Firm	Firm
BOP1	↑ 100/-	↓ 50/-	↓ 50/-	↑ 30/-
OP/OPA			↓ 20/-	
PEK			↓ 30/-	
PEK1			↓ 30/-	

SMALL LEAF / TIPPY				
FBOP	↑ 50/-	↑ 20/-	↑ 10/-	↑ 10/-
FBOP1	↑ 40/-	↑ 20/-	Firm	↓ 20/-
FBOPF1	↑ 50/-	↑ 20/-	↑ 20/-	Firm

PREMIUM FLOWERY		
	FBOPFEXSP	FBOPFSP
Select Best	Firm	Firm
Best	Firm	↑ 100/-
Below Best	↓ 20-40/-	Firm
Others	Firm	Firm



Crude Oil

As of 23rd January 2024: USD 79.89

We Congratulate
“KUMBALOLUWA TEA FACTORY”
 for achieving **“The Food Safety Management System”**
 certification in compliance with the requirement of **ISO 22000:2018**
 by **CEYCERT (PRIVATE) LTD**

CURRENCY BOARD – AS AT 23RD JANUARY 2024

	United States Dollars (USD)		European Community Euro (EUR)		United Kingdom pounds (GBP)	
	Corresponding		Corresponding		Corresponding	
	2024	2023	2024	2023	2024	2023
Sri Lankan Rupee	315.03	360.55	341.63	390.36	399.49	446.17

(Courtesy - Central Bank of Sri Lanka)

Indian Rupee	83.13	80.97	90.55	87.89	105.67	100.37
Kenyan Shilling	160.46	123.15	174.78	133.68	203.96	152.66
Bangladesh Taka	108.49	104.54	118.17	113.48	137.90	129.59
Indonesian Rupiah	15,639.10	15,043.90	17,034.90	16,330.40	19,879.10	18,649.00
Malawi Kwacha	1,673.13	1,011.40	1,822.46	1,097.89	2,126.73	1,253.76
Vietnam Dong	24,542.60	23,430.50	26,733.20	25,434.30	31,196.50	29,045.30

(Courtesy - Oanda Corporation)

SRI LANKA RUPEE AGAINST US DOLLAR

TIME PERIOD 18/01/2023 TO 23/01/2024 (SPOT / BUYING RATE)

18/01/2024	316.08	22/01/2024	315.51
19/01/2024	315.93	23/01/2024	315.03

(Courtesy - Central bank of Sri Lanka)

QUANTITY SOLD DURING THE PERIOD 15TH – 20TH JANUARY 2024

	2024		2023	
	WEEKLY	TODATE	WEEKLY	TODATE
PRIVATE SALES	126,458.90	328,157.40	70,165.00	317,360.60
PUBLIC AUCTION	4,640,488.00	13,774,652.00	4,527,372.00	13,711,324.00
FORWARD CONTRACTS	20,000.00	60,000.00	76,088.00	187,328.00
DIRECT SALES	-	-	-	-
TOTAL	4,786,946.90	14,162,809.40	4,673,625.00	14,216,012.60
BMF EXCLUDED FROM PRIVATE SALE	25,150.00	72,308.00	69,983.00	161,883.00

TEA
TECH
TIPS



In Rotorvane manufacture, rolling must be done to rupture leaf cells, twist leaf into shape an express the juices to coat the leaf particles. Let the Rotorvane do the job of breaking up the leaves into grade size particles.

CROP AND WEATHER (FOR THE PERIOD 16TH – 22ND JANUARY 2024)

The Western and Nuwara Eliya planting districts experienced sunny mornings and showers towards the latter part of the week. The Department of Meteorology forecasts misty conditions in a few sub-districts in the Western region.

The Uva/Udapussellawa's reported sunny mornings and occasional showers. Fair weather is expected in both regions.

The Low grown's experienced clear mornings and showers towards the latter part of the week. Overcast mornings and thunder showers are to be expected in the Low grown district.

The Western and Nuwara Eliya's maintained their crop intakes whilst the Uva/Udapussellawa and Low grown districts recoded a decline.

WEATHER FORECAST (FOR THE PERIOD 24TH – 30TH JANUARY 2024)

	Fri (24/01)	Sat (25/01)	Sun (26/01)	Mon (27/01)	Tue (28/01)	Wed (29/01)	Thu (30/01)
Galle	31°/22°C 	32°/21° 	31°/23°C 	31°/24°C 	33°/24°C 	32°/23°C 	31°/23°C
Matara	34°/20°C 	34°/20°C 	34°/20°C 	34°/23°C 	34°/24°C 	32°/26°C 	32°/26°C
Ratnapura	35°/28°C 	35°/19°C 	34°/19°C 	35°/22°C 	35°/21°C 	33°/23°C 	33°/22°C
Hatton/ Talawakelle	28°/11°C 	29°/12°C 	28°/14°C 	29°/18°C 	28°/17°C 	26°/18°C 	26°/17°C

ORDER OF SALE THIS WEEK

EX EST	H/M-OFF GR & DUST	LEAFY/ SEMI LEAFY/ TIPPY/PREM & BOP1A
LC	Mercantile Produce Brokers (Pvt) Ltd	Asia Siyaka Commodities PLC
CTB	Lanka Commodity Brokers	John Keells PLC
BC	Asia Siyaka Commodities PLC	Lanka Commodity Brokers
JK	Bartleet Produce Marketing (Pvt) Ltd	Forbes & Walker Tea Brokers (Pvt) Ltd
MC	Ceylon Tea Brokers PLC	Eastern Brokers Ltd
EB	John Keells PLC	Mercantile Produce Brokers (Pvt) Ltd
AS	Eastern Brokers Ltd	Bartleet Produce Marketing (Pvt) Ltd
FW	Forbes & Walker Tea Brokers (Pvt) Ltd	Ceylon Tea Brokers PLC

CATALOGUE	LOTS	QTY (KGS)
EX-ESTATE	849	884,440
HIGH AND MEDIUM	1,609	733,571
LOW GROWN (LEAFY)	2,241	909,055
LOW GROWN (SEMI LEAFY)	1,750	821,284
LOW GROWN (TIPPY)	2,347	1,210,103
OFF GRADES + BOP1A	2,760	1,426,770
DUSTS	637	604,800
PREMIUM FLOWERY	462	79,171
TOTAL	12,655	6,669,194

HIGH GROWN TEAS

BOP Best Western's few invoices were dearer by Rs. 100/- per kg whilst others were dearer to a lesser extent. Below best were irregular. Plainer categories eased by Rs.50/- per kg and more. Hardly any offering from Nuwara Eliya's. Uda Pussellawa's were barely steady. Few improved Uva's gained, others were lower.

BOPF Best Western's gained by Rs. 50-100/- per kg. Below best and Plainer categories were firm to dearer by Rs.50/- per kg and at times more. Nuwara Eliya's were irregularly easier. Uda Pussellawa's were irregular and mostly easier. Uva's selected invoices gained up to Rs.50/- per kg. Others were irregularly lower.

MEDIUM GROWN TEAS

BOP1 Select best & best gained by Rs.100/- per kg whilst others moved up by Rs.50/- per kg.

OP1 Overall, dearer by Rs.50/- per kg.

OP/OPA In general, firm.

PEKOE/PEKOE1 **PEK** – In general, maintained.

PEK1 – Select best & best eased by Rs.50/- per kg whilst others held firm.

FBOP/FBOPF1 **FBOP** – In general, dearer by Rs.50/- per kg.

FBOPF1 – Select best held firm. Best and below best appreciated by Rs.50/- per kg whilst the others lost by Rs.50/- per kg.

CTC

HIGH GROWN **BP1** – Firm.

PF1 – Appreciated by Rs.50/- per kg.

MEDIUM GROWN **BP1** – Irregular.

PF1 – Moved up by Rs.100/- per kg.

LOW GROWN **BP1** – Lost by Rs.50/- per kg.

PF1 – Held firm

QUOTATIONS-HIGH GROWNS	BOP		BOPF	
BEST WESTERNS	1300	1480	1320	1480
BELOW BEST WESTERNS	1160	1280	1140	1260
PLAINER WESTERNS	940	1020	980	1100
NUWARA ELIYAS	N/A		N/A	
UDAPUSSELLAWAS	900	1220	900	1200
BEST UVAS	1140	1220	1180	1260
OTHER UVAS	980		960	1140
GOOD MEDIUMS	1100	2000	1100	1160
POOR MEDIUMS	700	1080	800	980
QUOTATIONS – UNORTHODOX	BP1		PF1	
(CTC) CTC (High & Medium)	1020	1280	900	1340
CTC (Low)	1260		1180	1650

LOW GROWN

- BOP1** Select best BOP1's were dearer whilst the best and below best were firm. Poorer sorts appreciated.
- OP1** Select best were firm whilst Best, below best were dearer. Poorer sorts maintained.
- OP** Select best appreciate, whilst balance maintained.
- OPA** Select best were firm whilst balance appreciated.
- PEKOE/PEKOE1** Select best together with full range of bold PEK's were irregular. Select best PEK1's were firm to lower whilst balance sold around last week levels.
- FBOP/FBOP1** Select best were firm to lower, whilst best and below best were firm to dearer.
- BOP** All-round firm.
- BOPF** All-round firm.
- FBOPF/FBOPF1** Select best FBOPF's were lower whilst all others held firm. FBOPF1's were all around held firm.

QUOTATIONS	SELECT BEST	BEST	BELOW BEST	OTHER
BOP1	2,500-4,350	1,800-2,200	1,400-1,700	900-1,200
OP1	3,500-4,350	2,700-3,500	1,600-2,200	900-1,400
OP	1,600-1,900	1,400-1,550	1,200-1,400	900-1,000
OPA	1,500-2,300	1,250-1,400	1,150-1,250	800-1,000
PEKOE	1,550-2,450	1,300-1,500	1,200-1,300	850-1,150
PEKOE1	1,700-2,200	1,500-1,650	1,200-1,450	1,000-1,100
FBOP1	1,700-2,500	1,300-1,500	1,000-1,200	Below 900
FBOP	2,000-2,950	1,600-1,800	1,200-1,500	Below 1000
BOP	1,750-2,200	1,400-1,650	1,100-1,300	Below 950
BOPF	1,000-2,300	850-950	750-820	Below 720
FBOPF1	1,900- 2,950	1,600-1,800	1,200-1,500	Below 1000
FBOPF	1,500-2,300	1,000-1,300	850-950	Below 800
FFSP/FFEXSP/FFEXSP1	6,200-7,250	4,000-6,100	2200-3800	Below 1,400

OFF GRADES

FGS/FGS1 High grown were firm at the initial stage and increased by Rs. 20-30/- per kg as the sale progressed. Medium and low grown maintained. CTC's gained by Rs. 10-20/- per kg.

BM/BP **BM** – Best varieties maintained. Below best and bottom commenced firm yet declined by Rs. 10-20/- per kg as the sale progressed.

BP – In general were lower by Rs. 20-40/- per kg and more towards the closure.

BOP1A Best varieties lost by Rs.30-40/- per kg. Below Best varieties were easier by Rs. 20-40/- per kg. Teas at the lower end declined by Rs. 20-30/- per kg and more.

	HIGH		MEDIUM		LOW	
FNGS	560	1140	550	920	570	960
P.FGS (CTC)	960	980	700	900	660	1440
BP	630	1180	560	1,200	680	1,500
BM	560	890	570	940	550	1,420
BOP1A	660	920	650	1,100	650	1,480

DUST

DUST1 Best and below best were firm. CTC's lost by Rs.50-60/- per kg. Best low grown dearer by Rs. 20-40/- per kg. Below best low grown were firm.

DUST Cleaner Secondaries maintained. Low grown gained by Rs.30-40/- per kg.

	HIGH		MEDIUM		LOW	
PRIMARY DUSTS	1,000	1,400	880	1,000	850	1,180
SECONDARY DUSTS	820	940	650	850	630	830
PDUST (CTC)	1,050	1,260	1,050	1,220	1,150	1,480

TOP PRICES - SALE NO.04 OF 22ND / 23RD JANUARY 2024

WESTERN MEDIUM			
Harangalla	BOP	2,000.00	
Craighead	BOPSp	2,000.00	
Uplands	BOPF/BOPFSp	1,750.00	
New Rothschild	BOP1	2,200.00	@
Harangalla	FBOP/FBOP1	2,200.00	
Harangalla	FBOPF/FBOPF1	2,150.00	
Ancoombra	FBOPF/FBOPF1	2,150.00	
Hatale	FBOPF/FBOPF1	2,150.00	
Dartry Valley	FBOPF/FBOPF1	2,150.00	
Dartry Valley	OP/OPA	1,600.00	
New Rothschild	OP/OPA	1,550.00	@
Harangalla	OP/OPA	1,550.00	
Orange Field	OP/OPA	1,550.00	
Nayapane	OP/OPA	1,550.00	
New Rothschild	OP1	1,900.00	@
Meezan	PEK/PEK1	1,950.00	
Uplands	PEK/PEK1	1,950.00	
Harangalla	PEK/PEK1	1,950.00	
WESTERN HIGH			
Robgill	BOP	1,480.00	
Queensberry	BOPSp	1,850.00	
Robgill	BOPF/BOPFSp	1,480.00	
Venture	BOP1	1,800.00	
Weddemulla	FBOP/FBOP1	1,950.00	@
Bogahawatte	FBOP/FBOP1	1,900.00	@
Glenloch	FBOPF/FBOPF1	1,950.00	
Weddemulla	FBOPF/FBOPF1	1,900.00	@
Glenloch	FBOPF/FBOPF1	1,900.00	
St Andrews	FBOPF/FBOPF1	1,900.00	
Inverness	FBOPF/FBOPF1	1,900.00	
Venture	OP/OPA	1,650.00	
Torrington	OP1	1,850.00	
Bogahawatte	PEK	1,600.00	@
Glenloch	PEK1	1,700.00	
NUWARA ELIYA			
Court Lodge	BOPF/BOPFSp	1,100.00	
Court Lodge	FBOP/FBOP1	1,850.00	
Lovers Leap	FBOP/FBOP1	1,850.00	
Kenmare	OP/OPA	1,200.00	
Court Lodge	PEK/PEK1	1,400.00	
Kenmare	PEK/PEK1	1,400.00	
UDA PUSSELLAWAS			
Mooloya	BOP	1,220.00	
High Forest	BOPSp	920.00	
Luckyland	BOPF/BOPFSp	1,200.00	
Alma	FBOP	1,900.00	@
Alma	FBOP1	1,500.00	@

UDA PUSSELLAWAS CONT.			
Gampaha	FBOP1	1,500.00	
Alma	FBOPF/FBOPF1	1,850.00	@
Alma	OP/OPA	1,500.00	@
Alma	OP1	1,650.00	@
Gonapitiya	OP1	1,600.00	@
Alma	PEK	1,550.00	@
Alma	PEK1	1,850.00	@
UVA MEDIUM			
Halpewatte Uva	BOP	1,950.00	
Demodera 'S'	BOPSp	1,340.00	
Dickwella	BOPF/BOPFSp	1,800.00	
Halpewatte Uva	BOP1	2,000.00	
Demodera 'S'	FBOP/FBOP1	1,950.00	
Halpewatta Uva	FBOP/FBOP1	1,950.00	
Sarnia Plaiderie	FBOPF/FBOPF1	1,900.00	
Demodera 'S'	FBOPF/FBOPF1	1,900.00	
Gonakelle	OP/OPA	1,500.00	
Dickwella	OP/OPA	1,500.00	
Sarnia Plaiderie	OP/OPA	1,500.00	
Tinioya	OP/OPA	1,500.00	
Ury	OP/OPA	1,480.00	@
Demodera 'S'	OP/OPA	1,480.00	
Dickwella	OP/OPA	1,480.00	
Dickwella	OP1	1,800.00	
Aruna Keppetipola	PEK/PEK1	1,750.00	
UVA HIGH			
Uvakellie	BOP	1,360.00	
Aislaby	BOPSp	1,900.00	
Spring Valley	BOPF/BOPFSp	1,320.00	
Glenanore	BOP1	1,700.00	
Mount Uva	FBOP/FBOP1	1,900.00	@
Gonamotawa	FBOPF/FBOPF1	1,950.00	
Mahadowa	OP/OPA	1,500.00	
Mount Uva	OP/OPA	1,480.00	@
Craig	OP1	1,750.00	
Mount Uva	PEK	1,500.00	@
Uva Highlands	PEK1	1,600.00	
UNORTHODOX HIGH			
Dunsinane CTC	PF1	1,340.00	
Dunsinane CTC	BP1	1,260.00	
Dunsinane CTC	BPS	1,300.00	
UNORTHODOX MEDIUM			
New Peacock CTC	PF1	1,340.00	
New Peacock CTC	BP1	1,280.00	
Donside CTC	BPS	1,140.00	
UNORTHODOX LOW			
Kalubowitiyana CTC	PF1	1,650.00	
Hingalgoda CTC	PF1	1,650.00	
Suduwelipothahena CTC	BP1	1,260.00	
Canora CTC	BPS	980.00	

DENOTES – CEYLON TEA BROKERS PLC (@) / ALL TIME RECORD PRICE [**] / EQUAL ALL TIME [*]

CEYLON TEA BROKERS PLC – SALE NO. 04 OF 22ND / 23RD JANUARY 2024

TOP PRICES - SALE NO.04 OF 22ND / 23RD JANUARY 2024 TOP PRICES

LOW GROWN			
Pothotuwa	BOP1	4,350.00	
Sithaka	OP1	4,350.00	
Pothotuwa	OP1	4,350.00	
Golden Garden	OP	1,900.00	
Mahesland	OP	1,900.00	
Galatara	OP	1,900.00	
Liyonta	OPA	2,300.00	
Liyonta	PEK	2,450.00	
Nilgiri	PEK1	2,200.00	@
Nilrich	PEK1	2,150.00	@
Galatara	PEK1	2,150.00	
Mulatiyana Hills	PEK1	2,100.00	@
New Batuwangala	PEK1	2,100.00	
Andaradeniya Super	PEK1	2,100.00	
Ceciliyan	BOP	2,200.00	
Hadigalla	BOPSp	2,150.00	
Sithaka	BOPF	2,300.00	
Golden Garden	BOPFSp	2,000.00	@
Andaradeniya Super	BOPFSp	2,000.00	
Talangaha	BOPFSp	1,950.00	@
Wattahena	BOPFSp	1,950.00	
Stream Line	BOPFSp	1,950.00	
Golden Garden	BOPFSp	1,900.00	@
Talgaswella	BOPFSp	1,900.00	
Kiruwanaganga	BOPFSp	1,900.00	
Lumbini	FBOP	2,950.00	
Hidellana	FBOP	2,550.00	
Mulatiyana Hills	FBOP	2,500.00	@
Pothotuwa	FBOP	2,500.00	
Kolonna Super	FBOP1	2,500.00	
Gangani	FBOPF	2,300.00	
Sineth	FBOPF1	2,950.00	
Gangaboda	FBOPF1	2,250.00	@
Peak View Super	FBOPF1	2,250.00	@
Lions	FBOPF1	2,200.00	@
Wathurawila	FBOPF1	2,200.00	@
Itthagalla Super	FBOPF1	2,200.00	@
Seranya Super	FBOPF1	2,200.00	@
Hidellana	FBOPF1	2,200.00	
Lumbini	FBOPF1	2,200.00	
Wikilliya	FBOPF1	2,200.00	
Rotumba	FBOPF1	2,200.00	
Stream Line	FBOPF1	2,200.00	
New Spring View	FBOPF1	2,200.00	
New Vithanakande	FBOPF1	2,200.00	
Green Lanka	FBOPF1	2,200.00	
Galatara	FBOPF1	2,200.00	

DUSTS			
Robgill	DUST1	1,400.00	
Hingalgoda CTC	PD	1,480.00	
PREMIUM FLOWERY			
Nawagamuwehena	FBOPFSp	7,250.00	
Craig	FBOPFExSp	6,950.00	
Lihiniyawa	FBOPFExSp1	6,250.00	@
Galatara	FBOPFExSp1	6,000.00	
Morawakkorale	FBOPFExSp1	6,000.00	
Rajjuruwatta Super	FBOPFExSp1	5,750.00	@
OFF GRADES			
Kenmare	FGS/FGS1	1,140.00	
Hingalgoda CTC	PF	1,440.00	
Mount Vernon CTC	PF	980.00	@
Avissawella	BM	1,420.00	
Co-op Cola	BP	1,500.00	
Aldora	BOP1A	1,480.00	

FUTURE SALES INFORMATION

SALE NO 05 OF 30TH / 31ST JANUARY 2024

EX-ESTATE H/M-OFF GR & DUST

LEAFY/ SEMI LEAFY/ TIPPY/PREM & BOP1A

CTB	Lanka Commodity Brokers	John Keells PLC
BC	Asia Siyaka Commodities PLC	Lanka Commodity Brokers
JK	Bartleet Produce Marketing (Pvt) Ltd	Forbes & Walker Tea Brokers (Pvt) Ltd
MC	Ceylon Tea Brokers PLC	Eastern Brokers Ltd
EB	John Keells PLC	Mercantile Produce Brokers (Pvt) Ltd
AS	Eastern Brokers Ltd	Bartleet Produce Marketing (Pvt) Ltd
FW	Forbes & Walker Tea Brokers (Pvt) Ltd	Ceylon Tea Brokers PLC
LC	Mercantile Produce Brokers (Pvt) Ltd	Asia Siyaka Commodities PLC

Buyers Prompt: 06.02.2024**Sellers Prompt: 07.02.2024**

AWAITING SALE - CATALOGUE DETAILS

	SALE OF 30TH/ 31ST JAN 2024		SALE OF 06TH/ 07TH FEB 2024	
	LOTS	QTY(KGS)	LOTS	QTY(KGS)
EX-ESTATE	808	860,452	655	673,273
HIGH AND MEDIUM	1,402	599,091	879	368,166
LOW GROWN (LEAFY)	2,092	777,751	1,931	713,605
LOW GROWN (SEMI LEAFY)	1,646	724,516	1,487	635,127
LOW GROWN (TIPPY)	2,158	1,048,903	1,963	961,486
OFF GRADES+BOP1A	2,418	1,244,045	2,082	994,220
DUSTS	583	535,231	444	371,340
PREMIUM FLOWERY	518	81,063	367	58,614
TOTAL	11,625	5,871,052	9,808	4,775,830.5
MAIN SALE & EX ESTATE CLOSED ON	12TH JANUARY 2024		19TH JANUARY 2024	

SALE NO. 07 – 13TH / 14TH FEBRUARY 2024

Ex-Estate catalogue and Main Sale catalogues are scheduled to be closed on the 26th January 2024.

SALE NO. 08 – 19TH / 20TH FEBRUARY 2024

Ex-Estate catalogue and Main Sale catalogues are scheduled to be closed on the 01st February 2024.

SALE NO. 09 – 27TH / 28TH FEBRUARY 2024

Ex-Estate catalogue and Main Sale catalogues are scheduled to be closed on the 08th February 2024.

HOLIDAY NOTICE

Please note that our Head Office, Warehouse & Sample Room will be closed for business on the following day.

Thursday 25th January 2024 - Duruthu Full Moon Poya Day

ELEVATION WISE – STATISTICS – COLOMBO AUCTION AVERAGES

Elevation	LAST WEEK	WEEK BEFORE LAST	LAST YEAR	YEAR BEFORE
	(RS)	(RS)	(RS)	(RS)
	Sale- 16.01.2024	Sale- 10.01.2024	Corres 2023	Corres 2022
Uva High	1043.90	1036.84	1267.44	626.33
Western High	1134.91	1108.06	1486.83	715.15
CTC High	1154.53	1061.16	1237.90	617.33
Total High Grown	1109.16	1087.26	1428.2	687.71
Uva Medium	1119.56	1084.70	1290.58	643.34
Western Medium	1099.08	1054.69	1262.45	625.48
CTC Medium	898.37	890.49	1124.19	549.15
Total Medium Grown	1105.13	1064.73	1270.28	630.81
Orthodox Low	1420.52	1410.79	1602.26	762.65
CTC Low	1112.93	1084.89	1065.88	529.23
Total Low Grown	1400.12	1390.14	1574.21	745.56
TOTAL	1291.19	1274.74	1496.03	715.29

Elevation	LAST WEEK	WEEK BEFORE LAST	LAST YEAR	YEAR BEFORE
	(\$)	(\$)	(\$)	(\$)
	Sale- 16.01.2024	Sale- 10.01.2024	Corres 2023	Corres 2022
Uva High	3.24	3.21	3.50	3.10
Western High	3.52	3.43	4.10	3.54
CTC High	3.58	3.29	3.42	3.06
Total High Grown	3.44	3.37	3.94	3.41
Uva Medium	3.47	3.36	3.56	3.19
Western Medium	3.41	3.27	3.49	3.10
CTC Medium	2.79	2.76	3.10	2.72
Total Medium Grown	3.43	3.30	3.51	3.12
Orthodox Low	4.41	4.37	4.42	3.78
CTC Low	3.45	3.36	2.94	2.62
Total Low Grown	4.35	4.31	4.35	3.69
Weekly Total (USD)	4.01	3.95	4.13	3.54
	322.20	322.64	362.24	201.94

Exchange Rate (LKR)

Elevation	TODATE	TODATE	TODATE	TODATE	TODATE	TODATE
	2021	2022	2023	2021	2022	2023
	(RS)	(RS)	(RS)	(\$)	(\$)	(\$)
Uva High	614.94	1272.52	1026.12	3.04	3.48	3.18
Western High	711.26	1503.36	1109.47	3.51	4.11	3.44
CTC High	609.90	1250.99	1088.17	3.01	3.42	3.38
Total High Grown	677.74	1438.95	1084.03	3.35	3.93	3.36
Uva Medium	629.69	1292.66	1087.31	3.11	3.53	3.37
Western Medium	595.44	1254.74	1061.65	2.94	3.43	3.29
CTC Medium	527.47	1123.73	905.88	2.60	3.07	2.81
Total Medium Grown	607.07	1265.96	1069.99	3.00	3.46	3.32
Orthodox Low	736.09	1598.04	1390.24	3.63	4.37	4.31
CTC Low	516.53	1088.79	1103.56	2.55	2.98	3.42
Total Low Grown	720.03	1569.61	1373.29	3.56	4.29	4.26
TOTAL	693.24	1496.70	1263.40	3.42	4.09	3.92

Cumulative Sale Averages – 1 USD = Rs. (Monthly Weighted Average)

202.52

365.69

322.25

(Source: MSL/ CBSL)

WORLD TEA PRODUCTION (IN MILLION KILOS)

Country	Month	Month		To-date		Diff (+/-)
		2022	2023	2022	2023	2022 vs 2023
Sri Lanka	Dec	19.7	19.8	251.8	256	4.2
Bangladesh	Nov	10.8	11.8	86.1	95.3	9.2
North India	Nov	114.2	106.2	1084.6	1071.8	-12.8
South India	Nov	21.3	20.9	217.3	218.3	1
Kenya	Oct	50.6	52.8	430.3	465	34.7
Malawi	Oct	2.1	2.1	41.4	36.7	-4.7

(Source: Africa Tea Brokers/National Brokers Ltd)

BANGLADESH AUCTION OF 22ND JANUARY 2024

CTC LEAF: 55,535 packages of tea on offer met with a stronger demand.

BROKENS: Once again clean liquoring Brokens met with a strong demand and advanced by Tk.5/- to Tk.10/- and sometimes more following competition. Medium types were also a strong market and were generally firm. Plain teas, however, met with only a fair demand and were slightly easier with fair withdrawals. BLF teas saw a little more interest but prices remained steady.

FANNINGS: Likewise, clean Fannings were a stronger feature and were mostly dearer particularly the brighter varieties. Mediums were also a good market and were about firm. Plain teas saw fair demand but prices remained steady to a touch easier with fair withdrawals. BLFs met with only a little demand at steady rates but withdrawals were heavy in this category.

DUST: 17,045 packages of tea on offer met with less demand. Good liquoring Dusts were a fair market and sold Tk.5/- to Tk.8/- less than last. Mediums were an easier market with some withdrawals. Plain and BLF Dusts remained difficult of sale with heavy withdrawals, Tk. 5/- to Tk.10/- less than last levels. Blenders were fairly active whilst Loose tea buyers were very selective. In all, withdrawals were heavy with a further decline in price.

COMMENTS: Like the previous week, all sections of the market strongly operated in this sale resulting in better prices for brighter teas. There were also a little less withdrawal. Dusts were an easier market.

(Courtesy - National Brokers Limited)

MOMBASA / KOLKATA / GUWAHATI / MALAWI AUCTION

The above market report details were not available at the time of printing this publication.