



**Ceylon Tea
Brokers**



MARKET SNAPSHOT

SALE NO. 01 OF 04TH / 05TH JANUARY 2024

CEYLON TEA BROKERS PLC
Level 7, Millenium House, No.46/58, Nawam Mawatha, Colombo 2
Tel: 011-460777 Fax: 011-4607788
Email: general@ceylontebrokers.com
Web: www.ceylontebrokers.com

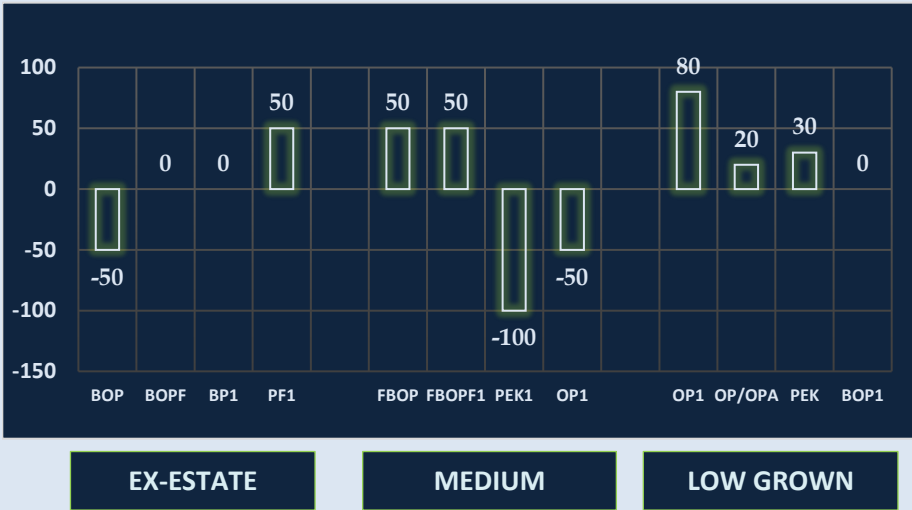
Met with good demand all round.

Currency - 05th January
LKR/USD 317.76

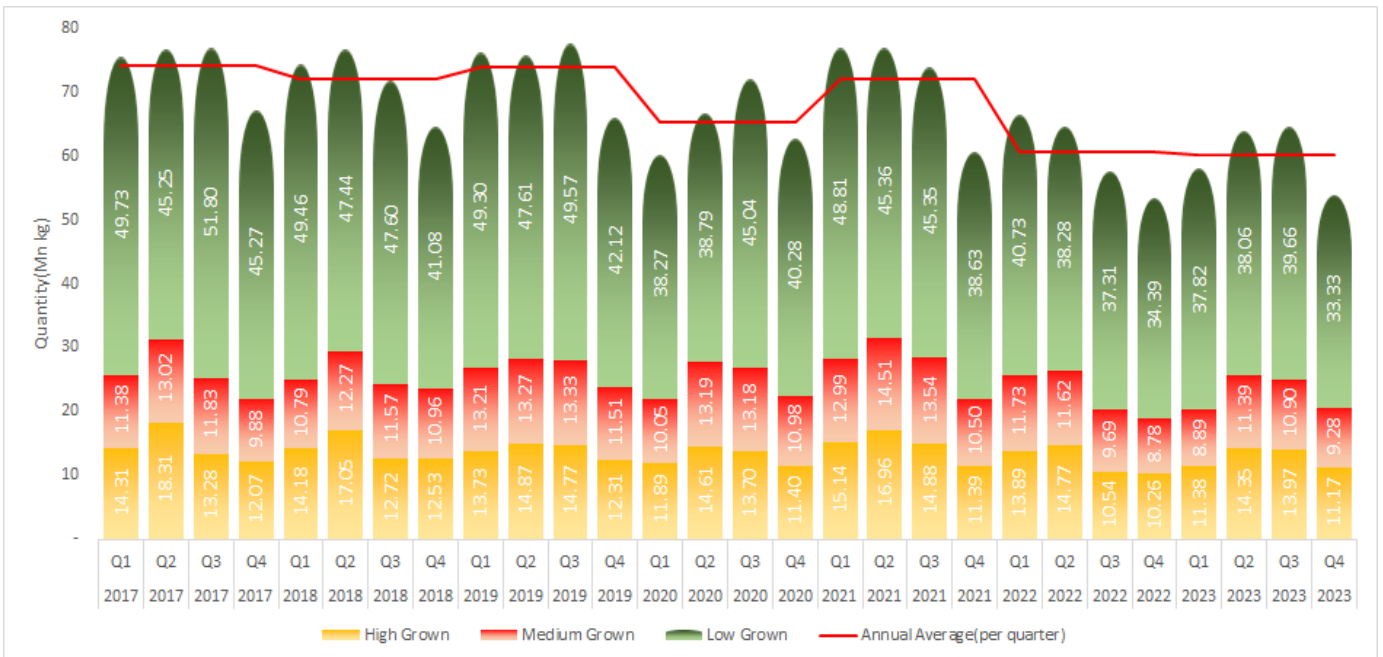
December 2023
Rs. 1,186.41
USD 3.63

Elevation Average

ELV	RS	USD
High	1,071.97	\$ 3.28
Medium	1,019.03	\$ 3.12
Low	1,278.08	\$ 3.91

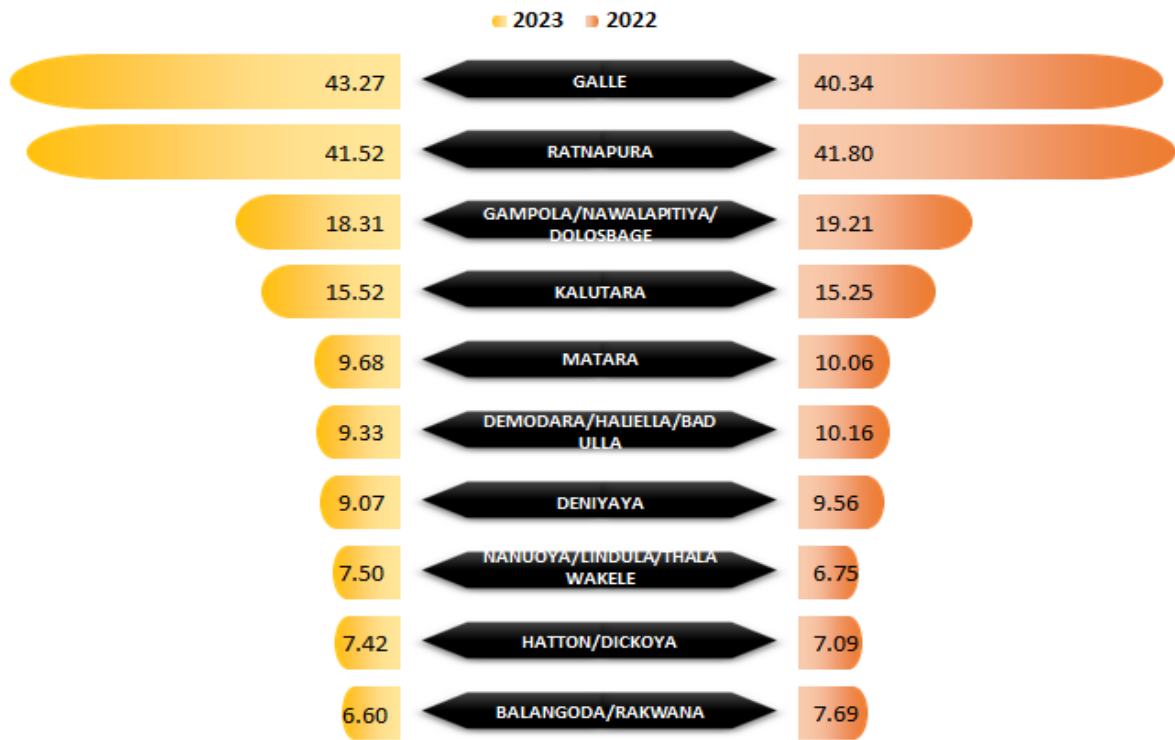


QUARTERLY TEA SOLD QUANTITY IN SRI LANKA (IN MN KG)
2017- 2023



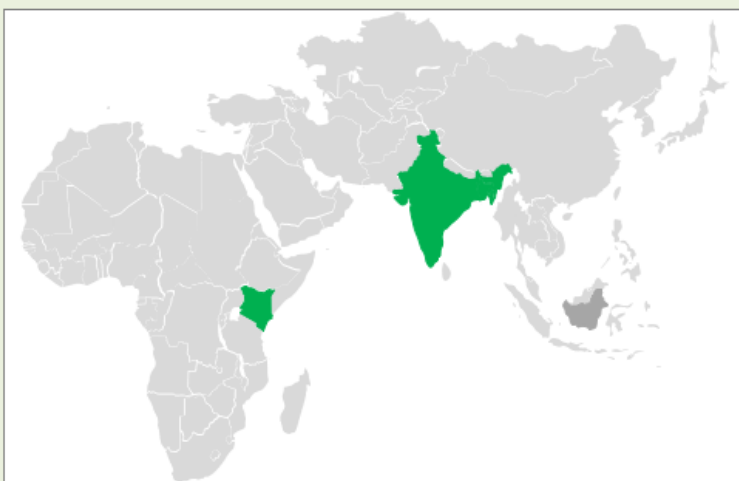
(Source: S S P)

**TOP 10 AGRO CLIMATIC DISTRICTS ON TEA SOLD QUANTITY (IN MN KG)
2023 VS 2022**



(Source: S S P)

MARKET MOVEMENT AT INTERNATIONAL AUCTION CENTERS THIS WEEK



- Bangladesh
 - Kenya
 - India
- Indonesia Market Report details were not available at the time of printing this publication.

COMMENTS

Sale	Ex-Estate		Low Grown (Leafy/Tippy)		Total	
	Qty	Demand	Qty	Demand	Qty	Demand
01	0.72 MKGs	Good	2.12 Mkgs	Good	5.14 MKGs	Good

WESTERN				LEAFY / SEMI LEAFY					
	SELECT BEST	BEST	BELOW BEST	PLAINER		SELECT BEST	BEST	BELOW BEST	OTHERS
BOP	Firm	Irregular	↓ 100/-	↓ 50/-	OP1	↑ 100/-	↑ 80/-	↑ 80/-	↑ 50/-
BOPF	Firm	Irregular	↓ 50/-	↓ 50/-	BOP1	↓ 70/-	↓ 70/-	Firm	Firm
					OP/OPA			↑ 20/-	
					PEK			↑ 30/-	
					PEK1			↓ 80/-	
				SMALL LEAF / TIPPY					
					FBOP	Firm	↑ 20/-	↑ 30/-	↑ 40/-
					FBOP1	↑ 40/-	Firm	↑ 10/-	↑ 20/-
					FBOPF1	Firm	↑ 20/-	↑ 10/-	↑ 20/-
				PREMIUM FLOWERY					
						FBOPFEXSP		FBOPFSP	
					Select Best	↓ 500-1000/-		↓ 400-800/-	
					Best	↓ 200-400/-		↓ 200-600/-	
					Below Best	↓ 100/-		↓ 200/-	
					Others	Firm		↓ 100/-	
HIGH & MEDIUM									
	SELECT BEST	BEST	BELOW BEST	OTHERS					
BOP1	↑ 50/-	↑ 50/-	Firm	Firm					
OP1	↓ 50/-	↓ 50/-	↓ 50/-	↓ 50/-					
FBOP	↑ 50/-	↑ 50/-	↑ 50/-	Firm					
FBOPF1	↑ 50/-	Firm	Firm	Firm					
PEK	↓ 50/-	↓ 50/-	Firm	Firm					
PEK1	↓ 100/-	↓ 50/-	↓ 50/-	↓ 50/-					
OP/OPA	Firm	↓ 50/-	↓ 50/-	Firm					



Crude Oil

As of 05th January 2024: USD 78.07



Mombasa Auction

Demand: Fairly good demand.

Sri Lanka Tea Sale Averages for the Month of December 2023 recorded Rs. 1,186.41 (USD 3.63) vis-à-vis Rs.1,454.24 (USD 4.00) (-Rs.267.83) in 2022. High Growns for the month of December was Rs.1,071.97 as against Rs.1,359.78 (-Rs.287.81) in 2022. Medium Growns recorded Rs.1,019.03 vis-à-vis Rs.1,237.86 (-Rs.218.83) in 2022. Low Growns achieved Rs.1,278.08 vis-à-vis Rs.1,534.27 (-Rs.256.19) in 2022.

Cumulative figure for January / December stood at Rs.1,171.29 vis-à-vis Rs.1,234.24 in 2022. High Growns recorded Rs.1,072.48 as against Rs.1,093.10 in 2022. Medium Grown was Rs.1,012.35 vis-à-vis Rs.1,030.82 in 2022. Low Growns recorded Rs.1,252.15 vis-à-vis Rs.1,339.86 in 2022. All three elevations recorded a drop in Rupee and Dollar value when compared to the corresponding period in 2022.

The total CTC average for the month of December 2023 was Rs.960.98. CTC High Growns recorded Rs.1,046.71; CTC Medium Growns were at Rs.903.25 whilst Low Growns recorded Rs.961.82.

(Please refer page no.15 for more details)

Tea Auctions - Sale No.02 / Closure of Catalogues

Next week's Sale No.02, is rescheduled for Wednesday 10th and Thursday 11th January 2024.

(Please refer Circular No.04 of 2024 for more details)

CURRENCY BOARD – AS AT 05TH JANUARY 2024

	United States Dollars (USD)		European Community Euro (EUR)		United Kingdom pounds (GBP)	
	Corresponding		Corresponding		Corresponding	
	2024	2023	2024	2023	2024	2023
Sri Lankan Rupee	317.76	359.97	346.16	380.87	401.61	432.79

(Courtesy - Central Bank of Sri Lanka)

Indian Rupee	83.26	82.76	91.10	87.68	105.60	99.60
Kenyan Shilling	156.53	122.56	171.27	129.84	198.52	147.48
Bangladesh Taka	108.54	101.45	118.76	107.48	137.66	122.08
Indonesian Rupiah	15,515.00	15,589.40	16,975.60	16,515.90	19,676.70	18,760.50
Malawi Kwacha	1,676.02	1,014.65	1,833.80	1,074.96	2,125.59	1,221.05
Vietnam Dong	24,368.10	23,516.30	26,662.10	24,913.90	30,904.50	28,299.90

(Courtesy - Oanda Corporation)

SRI LANKA RUPEE AGAINST US DOLLAR

TIME PERIOD 28/12/2023 TO 05/01/2024 (SPOT / BUYING RATE)

28/12/2023	319.15	01/01/2024	319.23	03/01/2024	317.00	05/01/2024	317.76
29/12/2023	319.18	02/01/2024	316.93	04/01/2024	317.76		

(Courtesy - Central bank of Sri Lanka)

QUANTITY SOLD DURING THE PERIOD 18TH – 31ST DECEMBER 2023

	2023		2022	
	WEEKLY	TODATE	WEEKLY	TODATE
PRIVATE SALES	229,866.00	5,387,348.66	82,764.00	4,074,999.08
PUBLIC AUCTION	4,500,368.00	237,390,759.50	4,558,637.00	237,065,036.60
FORWARD CONTRACTS	60,000.00	2,271,908.00	44,150.00	1,957,010.00
DIRECT SALES	-	-	-	-
TOTAL	4,790,234.00	245,050,016.16	4,685,551.00	243,097,045.68
BMF EXCLUDED FROM PRIVATE SALE	137,827.00	2,759,352.00	73,903.00	5,724,170.00

TEA
TECH
TIPS



Harder withers need shorter fermentation period and result in seasonal character in the tea when used at the right time combined with quality of the leaf.

CROP AND WEATHER (FOR THE PERIOD 26TH DECEMBER 2023 - 01ST JANUARY 2024)

The Western planting districts experienced gloomy conditions followed by showers in the evenings whilst the Nuwara Eliya's reported rains throughout the week. The department of meteorology forecasts misty mornings in both regions with heavy rains also to be expected in the Western district.

The Uva/Udapussellawa's reported overcast conditions followed by evening showers. Heavy rains are to be expected in Uva.

The Low grown's experienced gloomy mornings followed by showers in the evenings. Misty mornings with heavy showers are to be expected in Sabaragamuwa.

All districts recorded a decline in their crop intakes except for the Nuwara Eliya's which maintained.

WEATHER FORECAST (FOR THE PERIOD 05TH – 11TH JANUARY 2024)

	Fri (05/01)	Sat (06/01)	Sun (07/01)	Mon (08/01)	Tue (09/01)	Wed (10/01)	Thu (11/01)
Galle	32°/25°C 	31°/24°C 	31°/25°C 	31°/25°C 	32°/24°C 	32°/24°C 	31°/23°C
Matara	33°/24°C 	33°/24°C 	32°/23°C 	32°/24°C 	31°/24°C 	33°/24°C 	30°/25°C
Ratnapura	33°/23°C 	32°/22°C 	31°/22°C 	32°/23°C 	30°/23°C 	33°/22°C 	31°/23°C
Hatton/ Talawakelle	26°/18°C 	26°/18°C 	26°/18°C 	27°/18°C 	26°/19°C 	26°/17°C 	25°/18°C

ORDER OF SALE THIS WEEK

EX EST	H/M-OFF GR & DUST	LEAFY/ SEMI LEAFY/ TIPPY/PREM & BOP1A
EB	John Keells PLC	Mercantile Produce Brokers (Pvt) Ltd
AS	Eastern Brokers Ltd	Forbes & Walker Tea Brokers (Pvt) Ltd
FW	Forbes & Walker Tea Brokers (Pvt) Ltd	Bartleet Produce Marketing (Pvt) Ltd
LC	Mercantile Produce Brokers (Pvt) Ltd	Eastern Brokers Ltd
CTB	Lanka Commodity Brokers	Ceylon Tea Brokers PLC
BC	Asia Siyaka Commodities PLC	John Keells PLC
JK	Bartleet Produce Marketing (Pvt) Ltd	Asia Siyaka Commodities PLC
MC	Ceylon Tea Brokers PLC	Lanka Commodity Brokers

CATALOGUE	LOTS	QTY (KGS)
EX-ESTATE	696	728,082
HIGH AND MEDIUM	1,480	643,081
LOW GROWN (LEAFY)	1,929	708,644
LOW GROWN (SEMI LEAFY)	1,385	586,355
LOW GROWN (TIPPY)	1,773	822,143
OFF GRADES + BOP1A	2,311	1,124,087
DUSTS	528	466,436
PREMIUM FLOWERY	396	62,352
TOTAL	10,498	5,141,180

HIGH GROWN TEAS

BOP Best Western's few invoices were firm whilst the others were irregular following quality. Below best declined by Rs.50-100/- per kg. Plainer categories were eased by Rs.50/- per kg and more. Hardly any offering from Nuwara Eliya's. Uda Pussellawa's were firm. Uva's declined by Rs.50/- per kg.

BOPF Best Western's selected invoices were firm whilst the others were irregular. Below best were irregularly easier. Plainer categories lost by Rs.50/- per kg and more. Nuwara Eliya's limited availability gained. Uda Pussellawa's were firm to Rs.30/- per kg dearer. Uva's maintained.

MEDIUM GROWN TEAS

BOP1 Select best and best gained by Rs.50/- per kg whilst all others held firm.

OP1 In general, dropped by Rs.50/- per kg.

OP/OPA Select Best held firm. Best and below best were lower by Rs.50/- per kg. Others remained unchanged.

PEKOE/PEKOE1 **PEK** - Select Best & Best lost by Rs.50/- per kg whilst all others remained unchanged.
PEK1 - Select best were easier by Rs.100/- per kg whilst all others lower by Rs. 50/- per kg.

FBOP/FBOPF1 **FBOP** - Overall dearer by Rs. 50/- per kg.
FBOPF1 - Select Best moved up by Rs. 50/- per kg whilst all others maintained.

CTC

HIGH GROWN **BP1** - Appreciated by Rs.50/- per kg.
PF1 - Gained by Rs.50/- per kg.

MEDIUM GROWN **BP1** - Irregular.
PF1 - Firm.

LOW GROWN **BP1** - Dearer by Rs.50/- per kg.
PF1 - Lower by Rs.50/- per kg.

QUOTATIONS-HIGH GROWNS	BOP		BOPF	
BEST WESTERNS	1,200	1,380	1,220	1,360
BELOW BEST WESTERNS	1,080	1,180	1,120	1,180
PLAINER WESTERNS	900	1,040	940	1,100
NUWARA ELIYAS	1500		1,360	1,440
UDAPUSSELLAWAS	1,160	1,240	1,040	1,160
BEST UVAS	1,100	1,120	980	1,040
OTHER UVAS	980	1,000	N/A	
GOOD MEDIUMS	1,080	1,850	1,000	1,020
POOR MEDIUMS	700	1,060	830	920
QUOTATIONS - UNORTHODOX	BP1		PF1	
(CTC) CTC (High & Medium)	1,220	1,280	980	1,180
CTC (Low)	980	1,700	1,200	1,650

- BOP1** In general, firm.
- OP1** Select best were firm whilst Best and below best were dearer. Poorer sorts maintained.
- OP** In general, firm to dearer.
- OPA** Select best were dearer whilst balance were firm.
- PEKOE/PEKOE1** Select best together with full range of bold PEK's were firm. Select best PEK1's were firm to lower whilst balance sold around last week levels.
- FBOP/FBOP1** Select best were firm to slightly easier, whilst best and below best were fully firm to dearer.
- BOP** All-round firm.
- BOPF** All-round firm market.
- FBOPF/FBOPF1** Select best FBOPF's were lower whilst all others were firm. Select best and best FBOPF1's were firm to dearer whilst all others were firm.

QUOTATIONS	SELECT BEST	BEST	BELOW BEST	OTHER
BOP1	2,400-4,600	1,800-2,100	1,100-1,400	850-950
OP1	3,500-4,200	2,200-3,200	1,250-2,000	900-1,000
OP	1,500-1,800	1,350-1,450	1,100-1,300	900-1,000
OPA	1,500-2,450	1,250-1,400	1,100-1,250	800-1,000
PEKOE	1,600-2,150	1,300-1,500	1,100-1,250	850-1,000
PEKOE1	1,700-2,250	1,500-1,650	1,200-1,450	1,000-1,100
FBOP1	1,600-2,000	1,200-1,400	900-1,100	Below 800
FBOP	2,000-2,700	1,400-1,800	1,000-1,200	Below 950
BOP	1,600-2200	1,200-1,500	900-1,100	Below 880
BOPF	1,000-2,100	850-950	750-820	Below 720
FBOPF1	1,700- 2,100	1,400-1,600	1,000-1,300	Below 900
FBOPF	1,500-2,400	1,000-1,300	850-950	Below 800
FFSP/FFEXSP/FFEXSP1	5,000-6,900	3,000-4,450	1,800-2,500	Below 1,300

OFF GRADES

FGS/FGS1 High grown eased by Rs.20-40/- per kg. Medium and low grown increased by Rs. 20-30/- per kg. CTC's were lower by Rs.40-50/- per kg.

BM/BP **BM** – Best varieties were dearer by Rs.30-40/- per kg. Below best and bottom maintained.
BP – Cleaner varieties were dearer by Rs. 20-40/- per kg. Below best and bottom maintained.

BOP1A Best varieties were firm to dearer by Rs.20-30/- per kg. Below Best varieties maintained. Teas at the lower end were firm to lower by Rs.10-20/- per kg.

	HIGH		MEDIUM		LOW	
FNGS	650	1,060	570	900	560	920
P.FGS (CTC)	840		660		730	1,320
BP	680	1,280	720	1,280	620	1,440
BM	600	870	600	960	530	1,440
BOP1A	710	950	700	1,150	700	1,480

DUST

DUST1 Best were firm to irregularly lower by Rs.20-40/- per kg. Below best maintained. CTC's lost by Rs.30-50/- per kg. Best and below best low grown were firm to dearer by Rs. 20-50/- per kg.

DUST Cleaner Secondaries and Low grown appreciated by Rs.20-40/- per kg.

	HIGH		MEDIUM		LOW	
PRIMARY DUSTS	950	1,340	860	1,040	850	1,000
SECONDARY DUSTS	820	940	650	850	630	820
PDUST (CTC)	1,000	1,040	980	1,120	1,050	1,300

TOP PRICES - SALE NO.01 OF 04TH / 05TH JANUARY 2024

WESTERN MEDIUM			
Craighead	BOP	1,850.00	
Hatale	BOPSp	1,800.00	
Ancoombra	BOPF/BOPFSp	1,400.00	
Harangalla	BOP1	2,000.00	
Hatale	FBOP/FBOP1	2,100.00	
Ancoombra	FBOPF/FBOPF1	1,850.00	
Meezan	FBOPF/FBOPF1	1,850.00	
Harangalla	FBOPF/FBOPF1	1,850.00	
Mossville	FBOPF/FBOPF1	1,800.00	@
Dartry Valley	FBOPF/FBOPF1	1,800.00	
Hatale	FBOPF/FBOPF1	1,800.00	
Craighead	OP/OPA	1,650.00	
Craighead	OP1	1,700.00	
Kenilworth	PEK/PEK1	1,850.00	
Uplands	PEK/PEK1	1,850.00	
WESTERN HIGH			
Bearwell	BOP	1,380.00	
Wattegodde	BOP	1,380.00	
Bearwell	BOPSp	1,400.00	
Somerset	BOPF/BOPFSp	1,380.00	
Venture	BOP1	1,700.00	
Bogahawatte	FBOP/FBOP1	1,600.00	
Glenloch	FBOPF/FBOPF1	1,700.00	
Bambrakelly	OP/OPA	1,550.00	
St Andrews	OP/OPA	1,550.00	
Inverness	OP1	1,850.00	
Bogahawatte	PEK	1,700.00	@
Bambrakelly	PEK1	1,750.00	
NUWARA ELIYA			
Lovers Leap	BOP	1,500.00	
Lovers Leap	BOPF/BOPFSp	1,440.00	
Court Lodge	FBOP/FBOP1	1,600.00	
Court Lodge	OP/OPA	980.00	
Court Lodge	PEK/PEK1	1,220.00	
UDA PUSSELLAWAS			
Mooloya	BOP	1,240.00	
Luckyland	BOPSp	1,100.00	
Kirklees	BOPF/BOPFSp	1,160.00	
Alma	FBOP/FBOP1	1,750.00	@
Blairlmond	FBOPF/FBOPF1	1,650.00	
Gonapitiya	FBOPF/FBOPF1	1,550.00	@
Alma	FBOPF/FBOPF1	1,550.00	@
Delmar	FBOPF/FBOPF1	1,550.00	
Alma	OP/OPA	1,360.00	@
Alma	OP1	1,500.00	@
Alma	PEK	1,500.00	@
Alma	PEK1	1,700.00	@

UVA MEDIUM			
Halpewatta Uva	BOP	1,750.00	
Glen Alpin	BOPSp	1,440.00	
Dickwella	BOPF/BOPFSp	1,650.00	
Ury	BOP1	1,700.00	@
Aruna Passara	FBOP/FBOP1	1,750.00	
Demodera 'S'	FBOPF/FBOPF1	1,750.00	
High Spring	FBOPF/FBOPF1	1,750.00	
Shawlands	OP/OPA	1,480.00	
Aruna Passara	OP1	1,750.00	
Misty-Uva	PEK/PEK1	1,800.00	
UVA HIGH			
Aislaby	BOP	1,300.00	
Uvakellie	BOP	1,300.00	
Ranaya	BOPSp	1,550.00	@
Craig	BOPSp	1,550.00	
Uva Highlands	BOPSp	1,550.00	
Spring Valley	BOPF/BOPFSp	1,550.00	
Craig	BOP1	1,650.00	
Uva Highlands	BOP1	1,650.00	
Aislaby	FBOP/FBOP1	1,650.00	
Mount Uva	FBOPF/FBOPF1	1,650.00	@
Craig	FBOPF/FBOPF1	1,650.00	
Gonamotawa	FBOPF/FBOPF1	1,650.00	
Aislaby	FBOPF/FBOPF1	1,650.00	
Spring Valley	FBOPF/FBOPF1	1,650.00	
Spring Valley	OP/OPA	1,500.00	
Uva Highlands	OP1	1,500.00	
Craig	PEK/PEK1	1,750.00	
Glenanore	PEK/PEK1	1,750.00	
UNORTHODOX HIGH			
Dunsinane CTC	PF1	1,180.00	
Dunsinane CTC	BP1	1,280.00	
Dunsinane CTC	BPS	1,400.00	
UNORTHODOX MEDIUM			
New Peacock CTC	PF1	1,140.00	
New Peacock CTC	BP1	1,300.00	
Donside CTC	BPS	1,320.00	
UNORTHODOX LOW			
Hingalgoda CTC	PF1	1,650.00	
Cecilayan CTC	BP1	1,700.00	
Ross Feld CTC	BPS	890.00	

DENOTES – CEYLON TEA BROKERS PLC [@] / ALL TIME RECORD PRICE [**] / EQUAL ALL TIME [*]

CEYLON TEA BROKERS PLC – SALE NO. 01 OF 04TH / 05TH JANUARY 2024

TOP PRICES - SALE NO.01 OF 04TH / 05TH JANUARY 2024

LOW GROWN			
Pothotuwa	BOP1	*4,600.00	
New Vithanakande	OP1	4,200.00	
Sithaka	OP1	4,200.00	
Galatara	OP	1,800.00	
Green Lanka	OPA	2,450.00	
Rotumba	OPA	2,400.00	
Nilrich	OPA	2,100.00	@
Lumbini	PEK	2,150.00	
Thundola Ella	PEK	2,050.00	@
Galatara	PEK1	2,250.00	
Mulatiyana Hills	PEK1	2,150.00	@
Hidellana	BOP	2,200.00	
Thundola Ella	BOP	2,150.00	@
Stream Line	BOPSp	2,050.00	
Hidellana	BOPF	2,100.00	
Thundola Ella	BOPFSp	1,850.00	
Wattahena	BOPFSp	1,850.00	
Kiruwanaganga	BOPFSp	1,800.00	
Golden Garden	BOPFSp	1,750.00	@
Brombil	BOPFSp	1,750.00	@
Stream Line	BOPFSp	1,750.00	
Pothotuwa	FBOP	2,700.00	
Ceciliyan	FBOP1	2,200.00	
Karawita	FBOPF	2,450.00	
New Nivithigala	FBOPF	2,450.00	
Lumbini	FBOPF	2,300.00	@
Danawala	FBOPF	2,300.00	
Miriswatta	FBOPF1	2,100.00	

DUSTS			
Dessford	DUST1	1,340.00	
Lethenty	DUST1	1,340.00	
Ceciliyan CTC	PD	1,300.00	
PREMIUM FLOWERY			
Mulatiyana Hills	FBOPFSp	6,000.00	@
Gangani	FBOPFSp	5,700.00	
Yalta	FBOPFSp	5,600.00	@
New Deniyaya	FBOPFExSp	6,900.00	
Kamarangapitiya	FBOPFExSp1	4,550.00	
OFF GRADES			
Wanarajah	FGS/FGS1	1,060.00	
Waltrim	FGS/FGS1	1,060.00	
Hingalgoda CTC	PF	1,320.00	
Hingalgoda CTC	PF	1,300.00	
Mount Vernon CTC	PF	840.00	@
Gunawardena	BM	1,440.00	
Chandrika Estate	BP	1,440.00	
New Rothschild	BP	1,280.00	@
Frotoft Super	BP	1,280.00	@
Chandrika Estate	BOP1A	1,480.00	

FUTURE SALES INFORMATION

SALE NO 02 OF 10TH / 11TH JANUARY 2024

EX-ESTATE H/M-OFF GR & DUST

LEAFY/ SEMI LEAFY/ TIPPY/PREM & BOP1A

AS	Eastern Brokers Ltd	Forbes & Walker Tea Brokers (Pvt) Ltd
FW	Forbes & Walker Tea Brokers (Pvt) Ltd	Bartleet Produce Marketing (Pvt) Ltd
LC	Mercantile Produce Brokers (Pvt) Ltd	Eastern Brokers Ltd
CTB	Lanka Commodity Brokers	Ceylon Tea Brokers PLC
BC	Asia Siyaka Commodities PLC	John Keells PLC
JK	Bartleet Produce Marketing (Pvt) Ltd	Asia Siyaka Commodities PLC
MC	Ceylon Tea Brokers PLC	Lanka Commodity Brokers
EB	John Keells PLC	Mercantile Produce Brokers (Pvt) Ltd

Buyers Prompt: 17.01.2023**Sellers Prompt: 18.01.2023**

AWAITING SALE - CATALOGUE DETAILS

	SALE OF 10TH/ 11TH JAN 2024		SALE OF 16TH/ 17TH JAN 2024	
	LOTS	QTY(KGS)	LOTS	QTY(KGS)
EX-ESTATE	692	714,814	746	765,788
HIGH AND MEDIUM	1,509	645,625	1,474	633,414
LOW GROWN (LEAFY)	1,933	693,228	1,915	689,926
LOW GROWN (SEMI LEAFY)	1,450	606,908	1,470	619,175
LOW GROWN (TIPPY)	1,822	859,124	1,895	887,526
OFF GRADES+BOP1A	2,201	1,077,369	2,227	1,089,613
DUSTS	501	444,125	485	433,118
PREMIUM FLOWERY	427	68,439	414	64,251
TOTAL	10,535	5,109,632	10,626	5,182,811
MAIN SALE & EX ESTATE CLOSED ON	14TH DECEMBER 2023		21ST DECEMBER 2023	

SALE NO. 04 – 22ND / 23RD JANUARY 2024

Ex-Estate catalogue and Main Sale catalogues are scheduled to be closed on the 04th January 2024.

SALE NO. 05 – 30TH / 31ST JANUARY 2024

Ex-Estate catalogue and Main Sale catalogues are scheduled to be closed on the 12th January 2024.

SALE NO. 06 – 06TH / 07TH FEBRUARY 2024

Ex-Estate catalogue and Main Sale catalogues are scheduled to be closed on the 19th January 2024.

ELEVATION WISE – STATISTICS – COLOMBO AUCTION AVERAGES

Elevation	LAST WEEK	WEEK BEFORE LAST	LAST YEAR	YEAR BEFORE
	(RS)	(RS)	(RS)	(RS)
	Sale- 18.12.2023	Sale- 12.12.2023	Corres 2022	Corres 2021
Uva High	1014.93	1024.44	1223.67	576.04
Western High	1085.72	1100.58	1485.90	649.13
CTC High	1033.89	1061.36	1212.18	555.11
Total High Grown	1064.00	1075.44	1406.38	620.15
Uva Medium	1064.98	1053.81	1265.95	582.12
Western Medium	995.32	1000.84	1219.87	535.75
CTC Medium	906.32	918.15	1076.74	495.06
Total Medium Grown	1020.82	1019.54	1236.26	553.33
Orthodox Low	1348.36	1315.20	1591.93	683.26
CTC Low	959.56	964.59	1079.98	519.91
Total Low Grown	1330.30	1292.88	1563.93	670.79
TOTAL	1214.89	1198.39	1478.47	640.27

Elevation	LAST WEEK	WEEK BEFORE LAST	LAST YEAR	YEAR BEFORE
	(\$)	(\$)	(\$)	(\$)
	Sale- 18.12.2023	Sale- 12.12.2023	Corres 2022	Corres 2021
Uva High	3.10	3.13	3.37	2.84
Western High	3.32	3.36	4.09	3.20
CTC High	3.16	3.24	3.34	2.73
Total High Grown	3.25	3.29	3.87	3.05
Uva Medium	3.26	3.22	3.49	2.87
Western Medium	3.04	3.06	3.36	2.64
CTC Medium	2.77	2.81	2.96	2.44
Total Medium Grown	3.12	3.12	3.40	2.73
Orthodox Low	4.12	4.02	4.38	3.37
CTC Low	2.93	2.95	2.97	2.56
Total Low Grown	4.07	3.95	4.31	3.30
Weekly Total (USD)	3.72	3.66	4.07	3.15
	326.99	327.18	363.18	203.00

Exchange Rate (LKR)

Elevation	TODATE	TODATE	TODATE	TODATE	TODATE	TODATE
	2021	2022	2023	2021	2022	2023
	(RS)	(RS)	(RS)	(\$)	(\$)	(\$)
Uva High	551.23	1094.27	982.21	2.78	3.38	2.99
Western High	607.67	1124.87	1114.70	3.06	3.47	3.39
CTC High	536.26	992.50	1001.28	2.70	3.06	3.05
Total High Grown	589.84	1114.30	1072.86	2.97	3.44	3.27
Uva Medium	569.37	1153.75	1028.12	2.87	3.56	3.13
Western Medium	535.16	977.94	985.61	2.70	3.02	3.00
CTC Medium	497.26	841.78	913.59	2.51	2.60	2.78
Total Medium Grown	545.89	1035.47	999.17	2.75	3.20	3.04
Orthodox Low	655.27	1379.30	1278.33	3.30	4.26	3.89
CTC Low	504.04	954.52	973.82	2.54	2.95	2.97
Total Low Grown	646.67	1350.65	1261.01	3.26	4.17	3.84
TOTAL	617.82	1250.24	1177.68	3.12	3.86	3.59

Cumulative Sale Averages – 1 USD = Rs. (Monthly Weighted Average)

198.31

323.97

328.36

(Source: MSL/ CBSL)

WORLD TEA PRODUCTION (IN MILLION KILOS)

Country	Month	Month		To-date		Diff (+/-)
		2022	2023	2022	2023	2022 vs 2023
Sri Lanka	Nov	20.4	19.6	232.1	236	3.9
North India	Nov	114.2	106.2	1084.6	1071.8	-12.8
South India	Nov	21.3	20.9	217.3	218.3	1
Bangladesh	Oct	11.4	14.6	75.2	83.6	8.4
Kenya	Oct	50.6	52.8	430.3	465	34.7
Malawi	Sep	3.6	1.9	39.3	34.5	-4.8

(Source: Africa Tea Brokers/National Brokers Ltd)

MOMBASA AUCTION OF 01ST, 02ND & 03RD JANUARY 2024

There was fairly good demand in the opening sale of the year for the 225,395 packages (15,037,145.00 kilos) available in the market; 40.82% remained unsold.

Pakistan Packers, Yemen and other Middle Eastern countries were active but at lower levels with Bazaar more active but selective. UK lent more support while Afghanistan maintained selective enquiry. There was improved activity from Egyptian Packers while Kazakhstan and other CIS states showed less participation. South Sudan showed more interest while Russia, Iran and Sudan were quiet. Local Packers maintained support with Somalia active but at lower rates at the lower end of the market.

BP1: Best - Mostly eased by up to USC40 but select lines sold above previous rates by up to USC27. Brighter - Saw less enquiry up to USC43 below previous levels but a few invoices were steady to dearer by up to USC16. Mediums - KTDA mediums lost up to USC2 were sold with Plantation mediums irregularly easier by up to USC12. Lower Medium - Met irregular demand and varied between firm to USC14 above last levels to easier by up to USC17. Plainer - Steady to USC6 above previous rates to easier by up to USC14.

PF1: Best - Mostly easier by up to USC39 but select lines gained USC10. Brighter - Irregularly discounted by up to USC20. Mediums - KTDA mediums lost up to USC24 but select lines were USC4 dearer with Plantation mediums irregular at USC4 dearer with some invoices gaining up to USC25 to mostly easier by up to USC11. Lower Medium - Irregular enquiry at firm to USC12 dearer to easier by up to USC16 with some lines USC35 below previous rates. Plainer - Firm to USC18 above previous rates to easier by up to USC12.

PDUST: Best - Irregular interest ranging from firm to USC20 dearer with some lines advancing by up to USC52 to easier by up to USC37. Brighter - Were discounted by up to USC45. Mediums - KTDA mediums met irregular enquiry at USC8 dearer to easier by up to USC32 while Plantation mediums were steady to USC10 dearer but some teas lost up to USC2. Lower Medium - Saw good but irregular support varying between firm to mostly dearer by up to USC21 to easier by up to USC6 for some invoices. Plainer - Improved activity at dearer rates advancing by up to USC22.

DUST1: Best - Irregular varying between USC4 above previous levels to mostly easier by up to USC25. Brighter - Mostly discounted by up to USC37 but select invoices were firm to USC9 above last levels. Mediums - KTDA mediums were irregular between USC9 above previous rates to easier by up to USC33 while Plantation mediums lost USC10 with some lines discounted by up to USC28. Lower Medium - Met good but irregular interest ranging between firm to USC17 dearer to easier by up to USC12. Plainer - Saw more but irregular support and were mostly dearer by up to USC30 but some lines lost up to USC8.

SECONDARY GRADES (S1): In the Secondary Catalogues, BPs appreciated while best PFs were dearer with others about steady. Clean well sorted coloury Fannings gained with similar DUSTs selling above previous rates. Other Fannings eased while DUSTs were steady. BMFs were well absorbed.

(Courtesy - Africa Tea Brokers Limited)

BANGLADESH AUCTION OF 01ST JANUARY 2024

CTC LEAF: 79,050 packages of tea on offer met with a fairly good demand.

BROKENS: Well-made good liquoring Brokens were a good market and were mostly firm. Medium varieties met with a little less demand and were an easier market with more withdrawals. Plainer varieties were again a lower market following much less demand. Withdrawals were heavy in this category. BLF teas once again met with a selective demand and were mostly easier with heavy withdrawals.

FANNINGS: A small weight of good liquoring Fannings were well competed for and were mostly dearer. Other varieties met with a fair demand but were again easier with quite fair withdrawals. Plain teas met with a fair demand at easier rates with quite a lot of withdrawals. BLF teas once again met with a selective demand and were mostly easier with heavy withdrawals

DUST: 18,150 packages of tea on offer met with only fair demand. Good liquoring Dusts met with a fair demand and sold Tk.5/- to Tk.10/- less than last levels. Mediums were an easier market with some withdrawals. Plain and BLF Dusts were difficult of sale with heavy withdrawals. Blenders were fairly active whilst Loose tea buyers were very selective.

COMMENTS: A heavier weight of teas were on offer which mainly comprised of reprinted teas of previous sales. Blenders lent good support particularly for the brighter liquoring types which often appreciated. Loose tea buyers lent quite fair support. Dusts were an easier market with more withdrawals than last.

(Courtesy - National Brokers Limited)

MALAWI AUCTION OF 03RD JANUARY 2024

There was less demand at firm to easier rates for the 2900 packages on offer.

BP1- N/A

PF1/PF1SC - Up to 15USC below valuation where sold.

PD - sold 7USC below valuation.

D1 - Tended firm to 6USC easier on last.

F1 - Up to 5USC easier.

F2 - Firm on last.

D2/RD - Held firm on last where sold.

(Courtesy - Tea Brokers Central Africa Limited)

KOLKATA AUCTION OF 03RD / 04TH / & 05TH JANUARY 2024

Fair demand at easier rates for Assams seen so far. WI-Operating. HUL-Operating. TCPL - Operating. Based on ABL 's (1st session) Catalogue.

(Courtesy - Associated Brokers Pvt Ltd, Kolkata)

GUWAHATI AUCTION 02ND JANUARY 2024

Fair demand. Good and best categories on offer so far are barely steady to easier following quality. Remainder yet to be seen. (JT running at 67 %). Buying Pattern: HUL/ Western India / Internal operating.

(Courtesy - Associated Brokers Pvt Ltd (Guwahati)

JAKARTA AUCTION

The above market report details were not available at the time of printing this publication.

Sri Lanka Tea Sale Averages - Sub Elevation Wise – Month of December 2023
(Excluding Black tea sales from refuse tea processing centres, Organic tea sales and Green tea sales)

Combined Averages (Orthodox & CTC)

ELEVATION	DECEMBER 2023	JANUARY TO DECEMBER - 2023
UVA HIGH	1,025.41	992.66
WESTERN HIGH	1,103.23	1,123.01
TOTAL HIGH GROWN	1,078.04	1,080.77
UVA MEDIUM	1,065.10	1,024.70
WESTERN MEDIUM	993.12	988.76
TOTAL MEDIUM GROWN	1,017.85	1,000.30
LOW GROWN	1,283.23	1,256.04
TOTAL	1,193.49	1,175.83

CTC Averages

ELEVATION	DECEMBER 2023	JANUARY TO DECEMBER - 2023
CTC HIGH	1,046.71	1,002.89
CTC MEDIUM	903.25	909.77
CTC LOW	961.82	970.76
CTC TOTAL	960.98	957.19

Orthodox Averages

ELEVATION	DECEMBER 2023	JANUARY TO DECEMBER - 2023
UVA HIGH	1,022.84	990.15
WESTERN HIGH	1,109.13	1,138.24
TOTAL HIGH GROWN	1,081.16	1,088.23
UVA MEDIUM	1,065.10	1,024.70
WESTERN MEDIUM	1,026.17	1,020.69
TOTAL MEDIUM GROWN	1,042.41	1,022.29
LOW GROWN	1,311.05	1,281.26
TOTAL	1,218.88	1,200.54

Sri Lanka Tea Sale Averages - Elevation Wise – Month of December 2023
(Including Black tea sales from refuse tea processing centres, Organic tea sales and Green tea sales)

ELEVATION	DECEMBER				JANUARY TO DECEMBER			
	2023		2022		2023		2022	
	LKR	USD	LKR	USD	LKR	USD	LKR	USD
HIGH GROWN	1,071.97	3.28	1,359.78	3.74	1,072.48	3.27	1,093.10	3.37
MEDIUM GROWN	1,019.03	3.12	1,237.86	3.41	1,012.35	3.09	1,030.82	3.18
LOW GROWN	1,278.08	3.91	1,534.27	4.22	1,252.15	3.82	1,339.86	4.13
TOTAL	1,186.41	3.63	1,454.24	4.00	1,171.29	3.58	1,234.24	3.80

(Source: SLTB / CBSL)