



**Ceylon Tea  
Brokers**



# MARKET SNAPSHOT

**SALE NO. 48 OF 05TH / 06TH DECEMBER 2023**

---

CEYLON TEA BROKERS PLC  
Level 7, Millenium House, No.46/58, Nawam Mawatha, Colombo 2  
Tel: 011-460777 Fax: 011-4607788  
Email: [general@ceylontebrokers.com](mailto:general@ceylontebrokers.com)  
Web: [www.ceylontebrokers.com](http://www.ceylontebrokers.com)

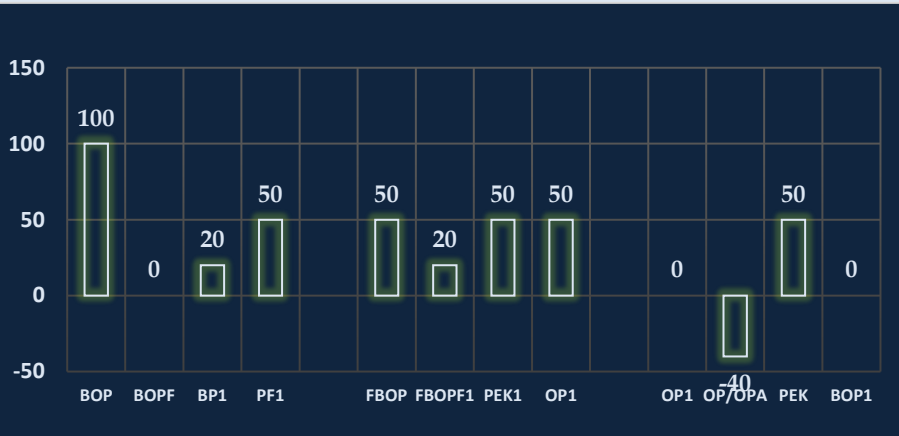
Ex-Estate met with improved demand whilst good demand prevailed for low grown.

Currency - 06th December  
LKR/USD 322.69

November  
Rs. 1,116.65  
USD 3.40

Elevation Average

ELV	RS	USD
High	1,004.88	\$ 3.06
Medium	983.98	\$ 3.00
Low	1,190.90	\$ 3.63

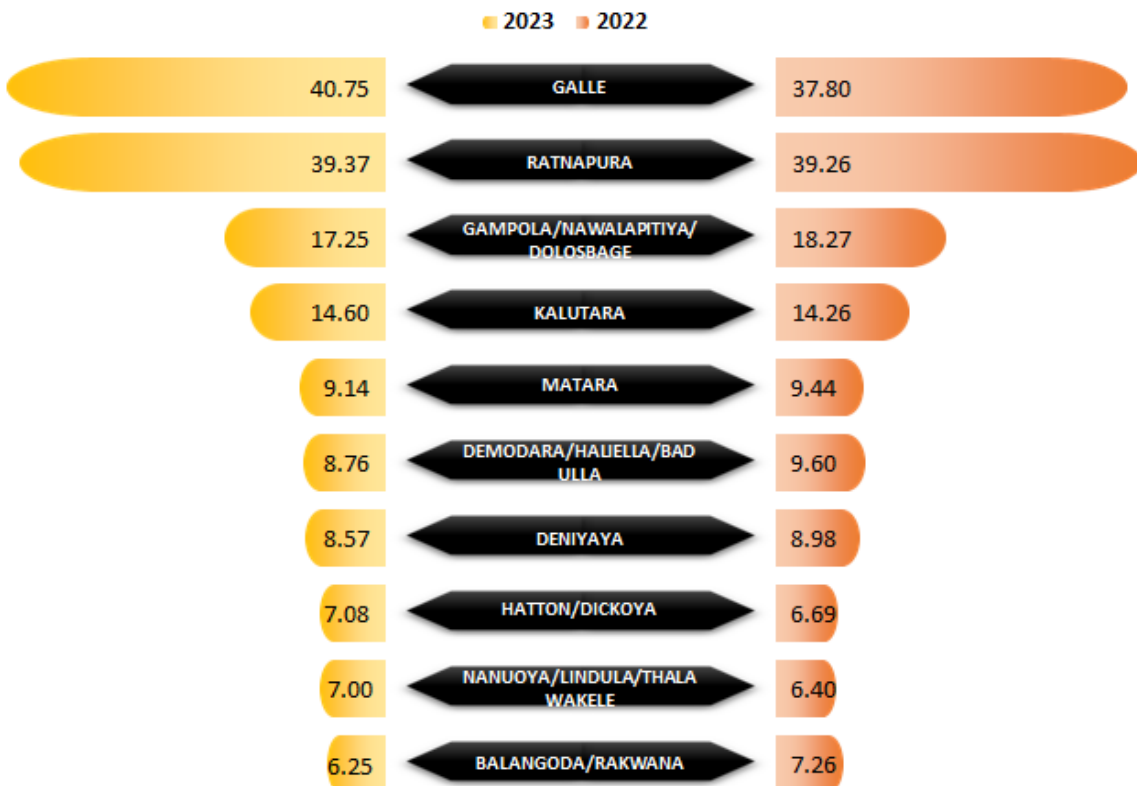


EX-ESTATE

MEDIUM

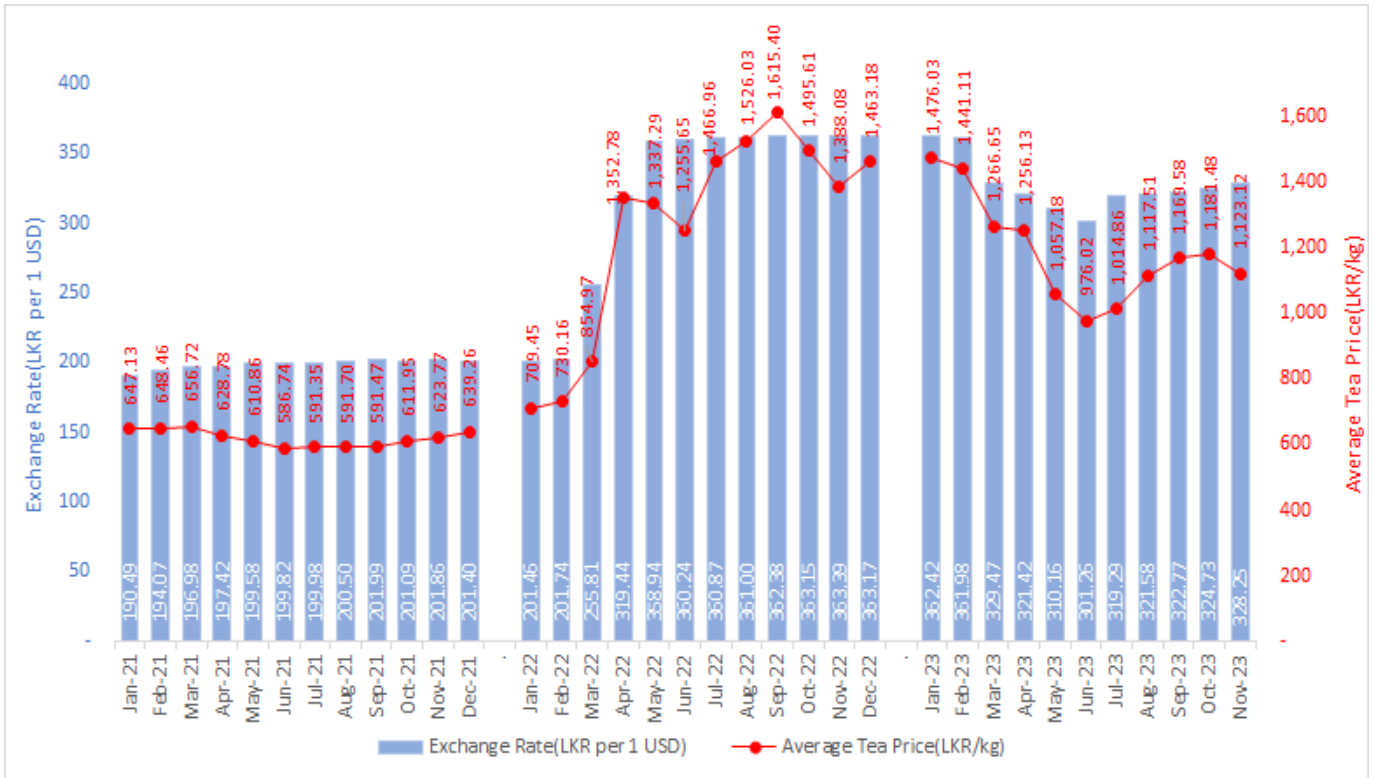
LOW GROWN

TOP 10 AGRO CLIMATIC DISTRICTS ON TEA SOLD QUANTITY (IN MN KG)  
YTD NOVEMBER - 2023 VS 2022



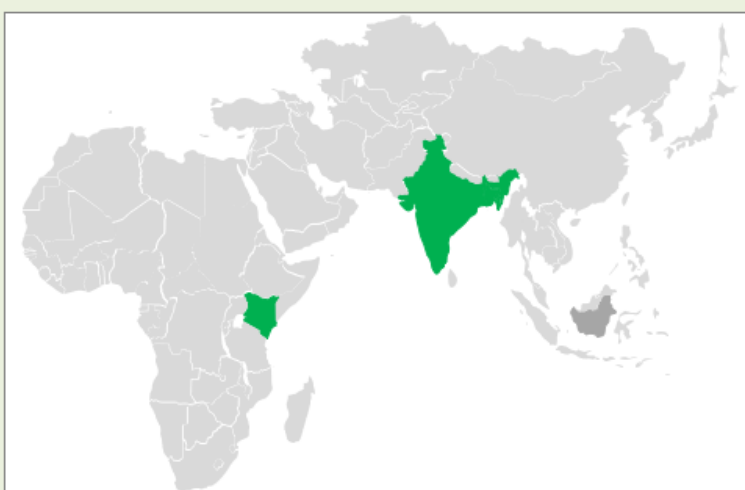
(Source: SSP)

## MONTHLY SRI LANKAN AVERAGE TEA SOLD PRICE (LKR/KG) VS EXCHANGE RATE (LKR PER 1 USD) 2021-2023



(Source: SSP, International Finance Statistics-Central Bank)

## MARKET MOVEMENT AT INTERNATIONAL AUCTION CENTERS THIS WEEK



Kenya



Bangladesh



India



Indonesia market report details were not available at the time of printing this publication.

## COMMENTS

Sale	Ex-Estate		Low Grown (Leafy/Tippy)		Total	
	Qty	Demand	Qty	Demand	Qty	Demand
48	0.52 MKGs	Improved	1.97 Mkgs	Good	4.5 MKGs	Good

WESTERN				
	SELECT BEST	BEST	BELOW BEST	PLAINER
BOP	↑ 100/-	↑ 50/-	↑ 50/-	↑ 30/-
BOPF	↑ 50/-	Firm	↑ 30/-	↓ 20/-

	NUWARA ELIYA	UDA PUSSELLAWA	UVA
BOP	N/A	↓ 50/-	Firm
BOPF	Irregular	↓ 20/-	Firm

	HIGH	MEDIUM	LOW
BP1	↑ 20/-	Irregular	N/A
PF1	↑ 50/-	Firm	↑ 50/-

HIGH & MEDIUM				
	SELECT BEST	BEST	BELOW BEST	OTHERS
BOP1	↑ 50/-	↑ 50/-	Firm	Firm
OP1	Firm	Firm	Firm	Firm
FBOP	↑ 50/-	↑ 50/-	Firm	Firm
FBOPF1	↑ 20/-	↑ 50/-	↑ 50/-	Firm
PEK	↑ 50/-	↑ 20/-	↑ 20/-	Firm
PEK1	Firm	↑ 50/-	↑ 50/-	Firm
OP/OPA	↑ 50/-	Firm	Firm	Firm

LEAFY / SEMI LEAFY				
	SELECT BEST	BEST	BELOW BEST	OTHERS
OP1	↓ 80/-	Firm	Firm	Firm
BOP1	Firm	Firm	Firm	↑ 40/-
OP/OPA			↓ 40/-	
PEK			↑ 50/-	
PEK1			Firm	

SMALL LEAF / TIPPY				
FBOP	Firm	↑ 20/-	↑ 40/-	Firm
FBOP1	↑ 40/-	↑ 20/-	↑ 20/-	Firm
FBOPF1	↑ 100/-	↑ 50/-	↑ 20/-	Firm

PREMIUM FLOWERY		
	FBOPFEXSP	FBOPFSP
Select Best	↑ 500-1000/-	↑ 200-400/-
Best	↑ 200-400/-	↑ 100-200/-
Below Best	↑ 100/-	Firm
Others	Firm	Firm



### Crude Oil

As at 06th November 2023 – USD 76.02



### Mombasa Auction

**Demand:** Good general demand.

**Sri Lanka Tea Sale Averages for the Month of November 2023** recorded Rs.1,116.65 (USD 3.40) vis-à-vis Rs.1,383.05 (USD 3.81) (-Rs.266.40) in 2022. High Growns for the month of November was Rs.1,004.88 as against Rs.1,340.75 (-Rs.335.87) in 2022. Medium Growns recorded Rs.983.98 vis-à-vis Rs.1,177.49 (-Rs.193.51) in 2022. Low Growns achieved Rs.1,190.90 vis-à-vis Rs.1,448.15 (-Rs.257.25) in 2022.

Cumulative figure for January / November stood at Rs.1,170.40 vis-à-vis Rs.1,220.90 in 2022. High Growns recorded Rs.1,072.51 as against Rs.1,078.25 in 2022. Medium Grown was Rs.1,011.96 vis-à-vis Rs.1,019.56 in 2022. Low Growns recorded Rs.1,250.64 vis-à-vis Rs.1,327.39 in 2022. All three elevations recorded a drop in Rupee and Dollar value when compared to the corresponding period in 2022.

The total CTC average for the month of November 2023 was Rs.961.57. CTC High Growns recorded Rs.985.42; CTC Medium Growns were at Rs.891.37 whilst Low Growns recorded Rs.992.44.

(Please refer page No.15 for more details)

## CURRENCY BOARD – AS AT 06TH DECEMBER 2023

	United States Dollars (USD)		European Community Euro (EUR)		United Kingdom pounds (GBP)	
	Corresponding		Corresponding		Corresponding	
	2023	2022	2023	2022	2023	2022
<b>Sri Lankan Rupee</b>	322.69	361.30	346.81	376.87	405.37	438.62

(Courtesy - Central Bank of Sri Lanka)

<b>Indian Rupee</b>	83.36	81.68	90.18	86.08	105.18	100.12
<b>Kenyan Shilling</b>	152.37	121.68	164.82	128.23	192.24	149.15
<b>Bangladesh Taka</b>	108.90	100.81	117.79	106.24	137.39	123.57
<b>Indonesian Rupiah</b>	15,471.20	15,436.10	16,735.10	16,267.40	19,519.20	18,920.50
<b>Malawi Kwacha</b>	1,677.68	1,018.01	1,814.74	1,072.83	2,116.64	1,247.80
<b>Vietnam Dong</b>	24,266.70	24,023.50	26,249.10	25,317.20	30,616.00	29,446.20

(Courtesy - Oanda Corporation)

### SRI LANKA RUPEE AGAINST US DOLLAR

TIME PERIOD 30/11/2023 TO 06/12/2023 (SPOT / BUYING RATE)

<b>30/11/2023</b>	323.47	<b>04/12/2023</b>	322.89	<b>06/12/2023</b>	322.69
<b>01/12/2023</b>	322.90	<b>05/12/2023</b>	323.00		

(Courtesy - Central bank of Sri Lanka)

### QUANTITY SOLD DURING THE PERIOD 27TH NOVEMBER - 02ND DECEMBER 2023

	2023		2022	
	WEEKLY	TODATE	WEEKLY	TODATE
<b>PRIVATE SALES</b>	162,744.70	4,886,235.66	82,468.00	3,882,366.00
<b>PUBLIC AUCTION</b>	4,645,055.00	224,371,913.50	3,808,974.00	223,484,531.00
<b>FORWARD CONTRACTS</b>	-	2,121,908.00	63,210.00	1,827,860.00
<b>DIRECT SALES</b>	-	-	-	-
<b>TOTAL</b>	4,807,799.70	231,380,057.16	3,954,652.00	229,194,757.00
<b>BMF EXCLUDED FROM PRIVATE SALE</b>	78,786.00	2,556,549.00	62,734.00	5,582,236.00

TEA  
TECH  
TIPS



*Clean drier heater tubes regularly and check for cracks and repair or replace as needed.*

## CROP AND WEATHER (FOR THE PERIOD 28TH NOVEMBER - 03RD DECEMBER 2023)





























The Western planting districts experienced overcast conditions with rain whilst Nuwara Eliya's reported gloomy conditions with evening showers. The Department of Meteorology forecasts scattered showers in both regions.

The Uva/Udapussellawa's reported dull conditions followed by evening showers.

Low grown districts experienced sunny mornings followed by rains in the evenings. Occasional showers are to be expected in Ruhuna.

Western High, Nuwaraeliya, Uva and Low grown districts maintained their crop intakes whilst the Western Medium and Udapussellawa regions recorded a decline.

## WEATHER FORECAST (FOR THE PERIOD 07TH – 13TH DECEMBER 2023)

	Thu (07/12)	Fri (08/12)	Sat (09/12)	Sun (10/12)	Mon (11/12)	Tue (12/12)	Wed (13/12)
<b>Galle</b>	30°/24°C 	31°/24° 	31°/24°C 	31°/23°C 	32°/24°C 	31°/23°C 	31°/23°C 
<b>Matara</b>	31°/23°C 	33°/22°C 	32°/22°C 	33°/23°C 	33°/24°C 	29°/26°C 	31°/25°C 
<b>Ratnapura</b>	33°/22°C 	3°/22°C 	31°/22°C 	22°/22°C 	32°/22°C 	29°/24°C 	31°/23°C 
<b>Hatton/ Talawakelle</b>	26°/17°C 	26°/17°C 	25°/17°C 	26°/17°C 	26°/17°C 	23°/19°C 	25°/18°C 

## ORDER OF SALE THIS WEEK

EX EST	H/M-OFF GR & DUST	LEAFY/ SEMI LEAFY/ TIPPY/PREM & BOP1A
EB	Forbes & Walker Tea Brokers (Pvt) Ltd	John Keells PLC
BC	Bartleet Produce Marketing (Pvt) Ltd	Asia Siyaka Commodities PLC
LC	Lanka Commodity Brokers	Lanka Commodity Brokers
<b>CTB</b>	<b>Ceylon Tea Brokers PLC</b>	Mercantile Produce Brokers (Pvt) Ltd
MC	Eastern Brokers Ltd	Eastern Brokers Ltd
JK	John Keells PLC	Forbes & Walker Tea Brokers (Pvt) Ltd
AS	Asia Siyaka Commodities PLC	Bartleet Produce Marketing (Pvt) Ltd
FW	Mercantile Produce Brokers (Pvt) Ltd	<b>Ceylon Tea Brokers PLC</b>

CATALOGUE	LOTS	QTY (KGS)
EX-ESTATE	512	523,925
HIGH AND MEDIUM	1,194	493,973
LOW GROWN (LEAFY)	1,842	667,719
LOW GROWN (SEMI LEAFY)	1,395	575,351
LOW GROWN (TIPPY)	1,605	727,165
OFF GRADES + BOP1A	2,238	1,095,214
DUSTS	412	345,841
PREMIUM FLOWERY	330	53,254
<b>TOTAL</b>	<b>9,528</b>	<b>4,482,442</b>

## HIGH GROWN TEAS

**BOP** Best Western's few selected invoices gained Rs.100/- per kg whilst others were firm. Below best gained further whilst the Plainer types were dearer to a lesser extent. Hardly any offering from Nuwara Eliya's. Uda Pussellawa's were irregular and mostly lower. Uva's were firm and tended dearer.

**BOPF** Best Western's selected invoices gained Rs.50/- per kg whilst others were firm. Below best moved up by Rs.30-40/- per kg. Plainer types too were firm to marginally easier on last. Nuwara Eliya's were irregular. Uda Pussellawa's were firm to marginally easier. Uva's clean leaf teas gained up to Rs.50/- per kg whilst the others held firm.

## MEDIUM GROWN TEAS

**BOP1** Select best and best were dearer by Rs.50/- per kg whilst others held firm.

**OP1** In general, firm.

**OP/OPA** Select best appreciated by Rs.50/- per kg whilst all others held firm.

**PEKOE/PEKOE1** **PEK** – Select best gained Rs.50/- per kg whilst the Best and below best were dearer by Rs.20/- per kg. others maintained.

**PEK1** - Select best held firm. Best and below best appreciated by Rs.50/- per kg.

**FBOP/FBOPF1** **FBOP** - Select best and best were moved up by Rs.50/- per kg whilst others held firm.

**FBOPF1**- Select best were dearer by Rs.20/- per kg whilst the Best and below best appreciated by Rs.50/- per kg. others remained unchanged.

## CTC

**HIGH GROWN** **BP1** – Gained by Rs.20/- per kg.

**PF1** – Appreciated by Rs.50/- per kg.

**MEDIUM GROWN** **BP1** – Irregular.

**PF1** – Firm

**LOW GROWN** **BP1** – N/A

**PF1** – Moved up by Rs.50/- per kg.

QUOTATIONS-HIGH GROWNS	BOP		BOPF	
BEST WESTERNS	1,300	1,420	1,320	1,480
BELOW BEST WESTERNS	1,160	1,280	1,140	1,300
PLAINER WESTERNS	920	1,140	960	1,120
NUWARA ELIYAS	N/A		1900	
UDAPUSSELLAWAS	980	1,180	860	1,000
BEST UVAS	1,180	1,280	980	1,020
OTHER UVAS	1060		N/A	
GOOD MEDIUMS	1,080	1,700	1,000	1,080
POOR MEDIUMS	1060		N/A	
QUOTATIONS – UNORTHODOX	BP1		PF1	
(CTC) CTC (High & Medium)	880	1,220	810	1,180
CTC (Low)	N/A		1,000	1,650



## LOW GROWN

- BOP1** Select best and best were dearer whilst balance held firm.
- OP1** Select best and best were firm to lower whilst best and poorer sorts were dearer.
- OP** Select best were firm to dearer whilst best and below best irregularly lower. Poorer sorts maintained.
- OPA** Select best declined whilst best and below best irregularly lower. Poorer sorts maintained.
- PEKOE/PEKOE1** Select best together with full range of bold PEK's firm to dearer. Select best PEK1's were selectively dearer whilst balance sold around last week levels.
- FBOP/FBOP1** Select best were firm to slightly easier, whilst best and below best were lower.
- BOP** All-round firm to dearer
- BOPF** All-round firm market.
- FBOPF/FBOPF1** Select best FBOPF's were firm whilst all others were dearer. FBOPF1's in general, firm to dearer.

QUOTATIONS	SELECT BEST	BEST	BELOW BEST	OTHER
BOP1	2,000-4,550	1,700-1,900	1,000-1,200	850-950
OP1	3,500-4,500	2,200-3,200	1,250-2,000	900-1,000
OP	1,450-1,700	1,350-1,400	1,100-1,300	900-1,000
OPA	1,280-1,650	1,160-1,260	1,000-1,160	800-1,000
PEKOE	1,600-2,300	1,300-1,500	1,100-1,250	850-1,000
PEKOE1	1,700-2,650	1,500-1,650	1,200-1,450	1,000-1,100
FBOP1	1,400-2,700	920-1,200	700-860	Below 650
FBOP	1,700-3,350	1,300-1,600	1,000-1,200	Below 950
BOP	1,500-2,650	1,200-1,450	900-1,100	Below 880
BOPF	960-2,250	850-920	750-820	Below 720
FBOPF1	1,500- 2,450	1,300-1,450	1,000-1,250	Below 900
FBOPF	1,500-2,800	1,000-1,300	850-950	Below 800
FFSP/FFEXSP/FFEXSP1	5,000-8,100	2,800- 4,000	1,800-2,300	Below 1,300



## OFF GRADES

**FGS/FGS1** High grown increased by Rs.20-30/- per kg. Medium and low grown maintained. CTC's were firm to Rs.10-20/- per kg dearer.

**BM/BP** **BM** – Best varieties were firm. Below best and bottom eased by Rs. 20-30 /- per kg.  
**BP** – Cleaner varieties gained by Rs.40-50/- per kg. Below best and bottom remained unchanged.

**BOP1A** Best varieties declined by Rs.30-40/- per kg, whilst the Below Best were firm to easier by Rs.20-30/- per kg. Teas at the lower end dropped by Rs. 20-40/- per kg and more towards the closure.

	HIGH		MEDIUM		LOW	
<b>FNGS</b>	520	1,120	550	940	500	900
<b>P.FGS (CTC)</b>	860		710	750	670	1,400
<b>BP</b>	610	1,200	750	1,140	820	1,260
<b>BM</b>	600	840	550	870	560	1,320
<b>BOP1A</b>	700	840	690	1,020	670	1,320

## DUST

**DUST1** Best and below best were firm to irregularly lower. CTC's were firm on last. Best and below best low grown gained by Rs. 50-80/- per kg.

**DUST** Cleaner Secondaries appreciated by Rs. 40-50/- per kg. Low grown firm to irregularly lower.

	HIGH		MEDIUM		LOW	
<b>PRIMARY DUSTS</b>	1,120	1700	880	1100	880	1180
<b>SECONDARY DUSTS</b>	820	1,050	650	850	630	850
<b>PDUST (CTC)</b>	1000	1100	940	1080	1020	1200

## TOP PRICES - SALE NO. 48 OF 05TH / 06TH DECEMBER 2023

WESTERN MEDIUM			
Harangalla	BOP	1,700.00	
Uplands	BOPSp	1,380.00	
Ancoombra	BOPF/BOPFSp	1,280.00	
Dartry Valley	BOP1	1,950.00	
Harangalla	FBOP/FBOP1	2,400.00	
Dartry Valley	FBOPF/FBOPF1	2,250.00	
Harangalla	FBOPF/FBOPF1	2,250.00	
Harangalla	OP/OPA	1,360.00	
Harangalla	OP1	1,900.00	
Meezan	PEK/PEK1	2,100.00	
WESTERN HIGH			
Somerset	BOP	1,440.00	
Wattegodde	BOPSp	1,500.00	
Bearwell	BOPF/BOPFSp	1,480.00	
Inverness	BOP1	1,600.00	
Torrington	FBOP/FBOP1	1,550.00	
<b>Frotoft Super</b>	<b>FBOP/FBOP1</b>	<b>1,500.00</b>	<b>@</b>
Queensberry	FBOPF/FBOPF1	1,460.00	
Venture	OP/OPA	1,320.00	
Bambrakelly	OP1	1,700.00	
<b>Frotoft Super</b>	<b>PEK/PEK1</b>	<b>1,700.00</b>	<b>@</b>
NUWARA ELIYA			
Court Lodge	BOPSp	1,220.00	
Mahagastotte	BOPF/BOPFSp	1,900.00	
Court Lodge	FBOP/FBOP1	1,550.00	
Court Lodge	PEK/PEK1	1,300.00	
UDA PUSSELLAWAS			
Mooloya	BOP	1,180.00	
Luckyland	BOPSp	1,160.00	
Kirklees	BOPF/BOPFSp	1,000.00	
Ragalla	BOPF/BOPFSp	1,000.00	
<b>Alma</b>	<b>BOP1</b>	<b>1,500.00</b>	<b>@</b>
<b>Alma</b>	<b>FBOP/FBOP1</b>	<b>1,600.00</b>	<b>@</b>
<b>Alma</b>	<b>FBOPF/FBOPF1</b>	<b>1,550.00</b>	<b>@</b>
<b>Alma</b>	<b>OP</b>	<b>1,300.00</b>	<b>@</b>
<b>Alma</b>	<b>OPA</b>	<b>1,200.00</b>	<b>@</b>
<b>Alma</b>	<b>OP1</b>	<b>1,340.00</b>	<b>@</b>
<b>Alma</b>	<b>PEK</b>	<b>1,420.00</b>	<b>@</b>
<b>Alma</b>	<b>PEK1</b>	<b>2,100.00</b>	<b>@</b>

UVA MEDIUM			
Demodera 'S'	BOP	1,650.00	
Halpewatte Uva	BOPSp	1,700.00	
Dickwella	BOPF/BOPFSp	1,500.00	
Halpewatte Uva	BOP1	2,000.00	
Sarnia Plaiderie	FBOP/FBOP1	1,700.00	
Sarnia Plaiderie	FBOPF/FBOPF1	1,650.00	
Halpewatte Uva	FBOPF/FBOPF1	1,650.00	
Sarnia Plaiderie	OP/OPA	1,340.00	
Halpewatta Uva	OP1	1,700.00	
Sarnia Plaiderie	PEK/PEK1	1,850.00	
Blossoms Uva Tea	PEK/PEK1	1,850.00	
Demodera 'S'	PEK/PEK1	1,850.00	
Halpewatta Uva	PEK/PEK1	1,850.00	
UVA HIGH			
Nayabedde	BOP	1,180.00	
Glenanore	BOPSp	1,260.00	
Kelliebedde	BOPF/BOPFSp	1,020.00	
<b>Mount Uva</b>	<b>BOP1</b>	<b>1,480.00</b>	<b>@</b>
Mahadowa	BOP1	1,480.00	
Glenanore	FBOP/FBOP1	1,850.00	
<b>Ranaya</b>	<b>FBOP/FBOP1</b>	<b>1,600.00</b>	<b>@</b>
Oodowerre	FBOPF/FBOPF1	1,600.00	
Battawatte	OP/OPA	1,460.00	
Craig	OP1	1,440.00	
Batawatte	PEK/PEK1	1,700.00	
UNORTHODOX HIGH			
Dunsinane CTC	PF1	1,180.00	
Dunsinane CTC	BP1	1,220.00	
Dunsinane CTC	BPS	1,240.00	
UNORTHODOX MEDIUM			
New Peacock CTC	PF1	1,160.00	
Donside CTC	BP1	1,020.00	
Donside CTC	BPS	960.00	
UNORTHODOX LOW			
Kalubowitiyana CTC	PF1	1,650.00	
Hingalgoda CTC	PF1	1,650.00	
Lantern Hill CTC	BP1	890.00	
Nelunwatta CTC	BP1	890.00	

## TOP PRICES - SALE NO. 48 OF 05TH / 06TH DECEMBER 2023

LOW GROWN			
Pothotuwa	BOP1	4,550.00	
Pothotuwa	OP1	4,500.00	
Golden Garden	OP	1,700.00	
New Singhe Valley	OP	1,700.00	
Matuwagalla Super	OPA	1,650.00	
<b>Mulatiyana Hills</b>	<b>OPA</b>	<b>1,600.00</b>	<b>@</b>
Uruwala	OPA	1,600.00	
Miriswatta	OPA	1,600.00	
<b>Lickra</b>	<b>OPA</b>	<b>1,550.00</b>	<b>@</b>
Berubeula	OPA	1,550.00	
Magedara	OPA	1,550.00	
Dampahala	OPA	1,550.00	
Lions	OPA	1,550.00	
Golden Garden	PEK	2,300.00	
Thundola Ella	PEK	2,300.00	
<b>Brombil</b>	<b>PEK</b>	<b>2,200.00</b>	<b>@</b>
Green House	PEK	2,200.00	
<b>Co-op Tea</b>	<b>PEK1</b>	<b>2,650.00</b>	<b>@</b>
<b>A C U Super</b>	<b>PEK1</b>	<b>2,600.00</b>	<b>@</b>
Hidellana	BOP	2,650.00	
<b>Mulatiyana Hills</b>	<b>BOP</b>	<b>2,550.00</b>	<b>@</b>
<b>Richiland</b>	<b>BOP</b>	<b>2,550.00</b>	<b>@</b>
<b>Golden Garden</b>	<b>BOP</b>	<b>2,500.00</b>	<b>@</b>
New Spring View	BOPSp	2,650.00	
Ceciliyan	BOPF	2,250.00	
Wattahena	BOPFSp	1,750.00	
Sithaka	FBOP	3,350.00	
<b>Mulatiyana Hills</b>	<b>FBOP</b>	<b>3,000.00</b>	<b>@</b>
<b>Richiland</b>	<b>FBOP1</b>	<b>2,700.00</b>	<b>@</b>
Hidellana	FBOPF	2,800.00	
Galatara	FBOPF1	2,450.00	

DUSTS			
Mattakelle	DUST1	1,700.00	
Ceciliyan CTC	PD	1,200.00	
Ceciliyan CTC	PD	1,160.00	
<b>Ulugedara Ctc</b>	<b>PD</b>	<b>1,100.00</b>	<b>@</b>

PREMIUM FLOWERY			
Stream Line	FBOPFSp	6,500.00	
Kendalanda	FBOPFSp	6,200.00	
<b>Mulatiyana Hills</b>	<b>FBOPFSp</b>	<b>5,400.00</b>	<b>@</b>
Kendalanda	FBOPFExSp	8,100.00	
<b>Yalta</b>	<b>FBOPFExSp</b>	<b>7,850.00</b>	<b>@</b>
Kings Bru	FBOPFExSp1	6,750.00	
Sunrise	FBOPFExSp1	3,850.00	
<b>Brombil</b>	<b>FBOPFExSp1</b>	<b>3,350.00</b>	<b>@</b>
<b>Lihiniyawa</b>	<b>FBOPFExSp1</b>	<b>3,350.00</b>	<b>@</b>

OFF GRADES			
Mattakelle	FGS/FGS1	1,120.00	
Hingalgoda CTC	PF	1,400.00	
<b>Talangaha</b>	<b>BM</b>	<b>1,320.00</b>	<b>@</b>
Allen Valley	BP	1,260.00	
Chandrika Estate	BP	1,260.00	
Chandrika Estate	BOP1A	1,320.00	

**FUTURE SALES INFORMATION**  
**SALE NO 49 OF 12TH / 13TH DECEMBER 2023**

EX-ESTATE	H/M-OFF GR & DUST	LEAFY/ SEMI LEAFY/ TIPPY/PREM & BOP1A
LC	Bartleet Produce Marketing (Pvt) Ltd	Asia Siyaka Commodities PLC
<b>CTB</b>	Lanka Commodity Brokers	Lanka Commodity Brokers
MC	<b>Ceylon Tea Brokers PLC</b>	Mercantile Produce Brokers (Pvt) Ltd
JK	Eastern Brokers Ltd	Forbes & Walker Tea Brokers (Pvt) Ltd
AS	John Keells PLC	Bartleet Produce Marketing (Pvt) Ltd
FW	Asia Siyaka Commodities PLC	Eastern Brokers Ltd
BC	Mercantile Produce Brokers (Pvt) Ltd	<b>Ceylon Tea Brokers PLC</b>
EB	Forbes & Walker Tea Brokers (Pvt) Ltd	John Keells PLC

**Buyers Prompt: 19.12.2023**

**Sellers Prompt: 20.12.2023**

**AWAITING SALE - CATALOGUE DETAILS**

	SALE OF 12TH / 13TH DEC 2023		SALE OF 18TH / 19TH DEC 2023	
	LOTS	QTY(KGS)	LOTS	QTY(KGS)
<b>EX-ESTATE</b>	646	679,821	701	745,061
<b>HIGH AND MEDIUM</b>	1,543	654,810	1,517	644,426
<b>LOW GROWN (LEAFY)</b>	1,867	658,185	1,911	684,233
<b>LOW GROWN (SEMI LEAFY)</b>	1,480	610,551	1,420	582,630
<b>LOW GROWN (TIPPY)</b>	1,680	764,074	1,691	776,101
<b>OFF GRADES+BOP1A</b>	2,126	1,035,246	2,075	1,029,573
<b>DUSTS</b>	514	478,208	574	531,122
<b>PREMIUM FLOWERY</b>	383	59,111	438	70,888
<b>TOTAL</b>	<b>10,239</b>	<b>4,940,006</b>	<b>10,327</b>	<b>5,064,034</b>
<b>MAIN SALE &amp; EX ESTATE CLOSED ON</b>	<b>23RD NOVEMBER 2023</b>		<b>30TH NOVEMBER 2023</b>	

**SALE NO. 01 – 02ND / 03RD JANUARY 2024**

Ex-Estate catalogue and Main Sale catalogues are scheduled to be closed on the 07th December 2023.

**SALE NO. 02 – 09TH / 10TH DECEMBER 2024**

Ex-Estate catalogue and Main Sale catalogues are scheduled to be closed on the 14th December 2023.

**SALE NO. 03 – 16TH / 17TH JANUARY 2024**

Ex-Estate catalogue and Main Sale catalogues are scheduled to be closed on the 21st December 2023.

## ELEVATION WISE – STATISTICS – COLOMBO AUCTION AVERAGES

Elevation	LAST WEEK	WEEK BEFORE LAST	LAST YEAR	YEAR BEFORE
	(RS) Sale- 28.11.2023	(RS) Sale- 21.11.2023	(RS) Corres 2022	(RS) Corres 2021
Uva High	996.95	960.71	1219.30	575.75
Western High	1073.41	1058.48	1484.75	652.04
CTC High	993.21	999.61	1222.75	574.65
Total High Grown	1049.11	1026.44	1386.49	623.77
Uva Medium	1057.96	1012.85	1284.28	603.02
Western Medium	974.22	963.37	1197.72	539.49
CTC Medium	889.17	883.83	1064.85	495.21
Total Medium Grown	1000.75	978.61	1230.52	559.85
Orthodox Low	1257.60	1201.97	1570.17	676.16
CTC Low	1004.42	994.15	1031.41	519.88
Total Low Grown	1239.35	1188.64	1531.93	665.85
<b>TOTAL</b>	<b>1161.56</b>	<b>1120.61</b>	<b>1456.15</b>	<b>641.57</b>

Elevation	LAST WEEK	WEEK BEFORE LAST	LAST YEAR	YEAR BEFORE
	(\$) Sale- 28.11.2023	(\$) Sale- 21.11.2023	(\$) Corres 2022	(\$) Corres 2021
Uva High	3.03	2.93	3.36	2.85
Western High	3.26	3.23	4.09	3.23
CTC High	3.02	3.05	3.37	2.85
Total High Grown	3.19	3.13	3.82	3.09
Uva Medium	3.22	3.09	3.54	2.99
Western Medium	2.96	2.94	3.30	2.67
CTC Medium	2.70	2.69	2.93	2.45
Total Medium Grown	3.04	2.98	3.39	2.77
Orthodox Low	3.82	3.66	4.33	3.35
CTC Low	3.05	3.03	2.84	2.58
Total Low Grown	3.77	3.62	4.22	3.30
<b>Weekly Total (USD)</b>	<b>3.53</b>	<b>3.42</b>	<b>4.01</b>	<b>3.18</b>
<b>Exchange Rate (LKR)</b>	<b>329.00</b>	<b>328.09</b>	<b>363.00</b>	<b>201.76</b>

Elevation	TODATE 2021	TODATE 2022	TODATE 2023	TODATE 2021	TODATE 2022	TODATE 2023
	(RS)	(RS)	(RS)	(\$)	(\$)	(\$)
Uva High	549.55	1087.94	980.44	2.78	3.40	2.98
Western High	605.34	1105.72	1115.98	3.06	3.46	3.40
CTC High	534.74	981.60	998.52	2.70	3.07	3.04
Total High Grown	587.89	1099.56	1073.23	2.97	3.44	3.27
Uva Medium	567.81	1146.70	1025.68	2.87	3.58	3.12
Western Medium	535.10	965.32	985.51	2.70	3.02	3.00
CTC Medium	497.43	828.15	914.14	2.51	2.59	2.78
Total Medium Grown	545.26	1024.27	998.26	2.75	3.20	3.04
Orthodox Low	654.14	1366.97	1276.50	3.31	4.27	3.89
CTC Low	503.61	947.60	974.74	2.54	2.96	2.97
Total Low Grown	645.74	1338.06	1259.25	3.26	4.18	3.83
<b>TOTAL</b>	<b>616.72</b>	<b>1236.91</b>	<b>1176.54</b>	<b>3.12</b>	<b>3.87</b>	<b>3.58</b>

Cumulative Sale Averages – 1 USD = Rs. (Monthly Weighted Average) **197.92** **320.01** **328.52**

(Source: MSL/ CBSL)

## WORLD TEA PRODUCTION (IN MILLION KILOS)

Country	Month	Month		To-date		Diff (+/-)
		2022	2023	2022	2023	2022 vs 2023
Sri Lanka	Oct	18.9	22.8	211.8	216.2	4.4
Bangladesh	Oct	11.4	14.6	75.2	83.6	8.4
North India	Oct	144.2	163.9	970.3	965.6	-4.7
South India	Oct	18.9	18.9	196	197.4	1.4
Malawi	Sep	3.6	1.9	39.3	34.5	-4.8
Kenya	Aug	36.1	45.6	341.4	363.9	22.5

(Source: Africa Tea Brokers/National Brokers Ltd)

## MOMBASA AUCTION OF 04TH/05TH DECEMBER 2023

Good general demand prevailed at irregular levels for the 264,460 packages (17,746,748.00 kilos) available in the market; 46.38% was unsold.

Pakistan Packers and Bazaar continued active with Yemen and other Middle Eastern countries more forceful. Afghanistan showed some activity while Kazakhstan and other CIS states were selective. UK and Egyptian Packers maintained enquiry with Russia and Iran showing some participation. South Sudan and Local Packers were more active while Sudan was quiet. Somalia maintained activity at the lower end of the market.

**BP1:** Best - Saw irregular enquiry and ranged between USC28 dearer to easier by up to USC37. Brighter - Good support at firm to mostly easier rates and irregularly lost up to USC14 with some lines heavily discounted. Mediums - KTDA mediums were firm to USC15 dearer to easier by up to USC6; Plantation mediums met less support and shed up to USC30 below last rates. Lower Medium - Met less activity and lost up to USC15 but a few lines held steady to USC6 above last levels. Plainer - Well absorbed at firm to USC4 above previous rates for select Invoices, however most lines irregularly shed up to USC10.

**PF1:** Best - Firm to USC23 dearer with some lines advancing by up to USC50; select Invoices however shed up to USC10. Brighter - Steady to generally dearer by up to USC16 with a few lines shedding USC3. Mediums - KTDA mediums saw irregular interest varying between firm to USC17 dearer to easier by USC8 while Plantation mediums lost up to USC14 but some Invoices gained up to USC8. Lower Medium - Saw less enquiry at irregular levels and ranged between firm to USC10 below previous rates but a few lines were USC10 dearer. Plainer - Irregular and varied between steady to USC2 dearer to mostly easier by up to USC18.

**PDUST:** Best - Saw irregular enquiry and ranged between firm to mostly dearer by up to USC18 but a few lines irregularly lost up to USC22. Brighter - Mostly dearer by USC10 with selected Invoices gaining up to USC30. Mediums - KTDA mediums sold at firm rates with a few lines gaining by USC4 but others lost up to a similar margin. Plantation mediums met irregular support varying between steady to USC19 above previous levels to easier by up to USC8. Lower Medium - Irregular competition at firm to USC10 dearer to easier by up to USC6. Plainer - Met irregular enquiry ranging between steady to USC14 dearer to mostly easier by up to SC15.

**DUST1:** Best - Were dearer advancing by up to USC19. Brighter - Met good support at mostly dearer rates irregularly gaining up to USC19 but selected lines lost up to USC9. Mediums - KTDA mediums were irregular and ranged between firm to USC8 above last rates to easier by up to USC5. Plantation mediums were steady to USC10 dearer but select teas shed up to USC7. Lower Medium - Met improved but irregular absorption with some lines advancing by up to USC26 while others lost up to USC14. Plainer - Firm to mostly dearer by up to USC16 to irregularly easier by up to USC6.

**SECONDARY GRADES (S1)** In the Secondary Catalogues, best BPs held value with others about steady while PFs were sold at about previous rates. Clean well sorted coloury Fannings were steady while similar DUSTs were irregular but on balance firm. Other Fannings were discounted with DUSTs tending easier. BMFs were readily absorbed.

(Courtesy - Africa Tea Brokers Limited)

## BANGLADESH AUCTION OF 04TH DECEMBER 2023

**CTC LEAF:** 71,146 packages of tea on offer met with a fairly good demand.

**BROKENS:** Well made good liquoring Brokens met with a good demand and were generally firm to slightly easier. Medium varieties were again in fair demand but prices eased over last. Plainer sorts met with less demand with more withdrawals. BLF teas met with some interest with a lot of withdrawals.

**FANNINGS:** Good liquoring Fannings met with a good demand and sold at around last levels and were occasionally easier. Mediums continued to meet with a fair demand but again were easier with fair withdrawals. Plainer varieties were in less demand at mostly easier rates. BLF teas met with some interest with a lot of withdrawals.

**DUST:** 14,461 packages of tea offer met with fair demand. Good liquoring Dusts sold well at around last levels. Their Mediums were slightly easier by Tk.3/- to Tk.5/- closely following quality. Plain and BLF Dusts continued to be difficult of sale and suffered heavy withdrawals. Blenders lent good support with fair interest from the Loose tea buyers.

**COMMENTS:** Good demand continued for all good liquoring varieties on offer following good support from the Blenders and a little more interest from the Loose tea buyers. It was evident that reprinted teas continued to meet with a restricted demand and witnessed heavier withdrawals. As a result, overall withdrawal percentage this week was much higher than last. Dusts were an easier market.

(Courtesy - National Brokers Limited)

## KOLKATA AUCTION OF 05TH / 06TH DECEMBER 2023

Good demand for select well made brighter liquoring Assams which are barely steady. Fair demand for all other Assam varieties at easier rates. Dooars not seen so far. W I - Operating . HUL - Operating . TCPL - Active . Exporters - Operating. Based on ATB's Catalogue.

(Courtesy - Associated Brokers Pvt. Ltd, Kolkata)

## GUWAHATI AUCTION OF 05TH DECEMBER 2023

Fair demand. Better liquoring Assams are selling around last levels while remainder are irregular and tending easier following quality (CBPL running at 47%). HUL/ Western India / Internal operating. Exporters operating selectively on larger brokens.

(Courtesy - Associated Brokers Pvt Ltd, Guwahati)

## MALAWI AUCTION OF 06TH DECEMBER 2023

There was good demand at generally firm to dearer rates for the small quantity on offer of 2740 packages.

BP1 - N/A.

PF1 - Bright liquoring types were up to 3 USC dearer, lesser sorts were neglected.

PD - Sold 8 USC below valuation.

D1 - Held firm.

PF1SC - Tended firm where sold.

Secondaries were firm to 4 USC dearer.

(Courtesy - Tea Brokers Central Africa Limited)

## JAKARTA AUCTION

The above market report details were not available at the time of printing this publication.



## Sri Lanka Tea Sale Averages - Sub Elevation Wise – Month of November 2023

(Excluding Black tea sales from refuse tea processing centres, Organic tea sales and Green tea sales)

### Combined Averages (Orthodox & CTC)

ELEVATION	NOVEMBER 2023	JANUARY TO NOVEMBER - 2023
UVA HIGH	956.98	990.72
WESTERN HIGH	1,042.78	1,124.18
TOTAL HIGH GROWN	1,015.90	1,080.93
UVA MEDIUM	997.83	1,022.10
WESTERN MEDIUM	974.05	988.51
TOTAL MEDIUM GROWN	981.83	999.25
LOW GROWN	1,194.43	1,254.46
<b>TOTAL</b>	<b>1,123.09</b>	<b>1,174.79</b>

### CTC Averages

ELEVATION	NOVEMBER 2023	JANUARY TO NOVEMBER - 2023
CTC HIGH	985.42	1,000.18
CTC MEDIUM	891.37	910.12
CTC LOW	992.44	971.27
<b>CTC TOTAL</b>	<b>961.57</b>	<b>956.97</b>

### Orthodox Averages

ELEVATION	NOVEMBER 2023	JANUARY TO NOVEMBER - 2023
UVA HIGH	955.06	988.29
WESTERN HIGH	1,049.66	1,140.01
TOTAL HIGH GROWN	1,019.11	1,088.65
UVA MEDIUM	997.83	1,022.10
WESTERN MEDIUM	999.74	1,020.37
TOTAL MEDIUM GROWN	999.00	1,021.06
LOW GROWN	1,210.89	1,279.53
<b>TOTAL</b>	<b>1,139.77</b>	<b>1,199.46</b>

## Sri Lanka Tea Sale Averages - Elevation Wise – Month of November 2023

(Including Black tea sales from refuse tea processing centres, Organic tea sales and green tea sales)

ELEVATION	NOVEMBER				JANUARY TO NOVEMBER			
	2023		2022		2023		2022	
	LKR	USD	LKR	USD	LKR	USD	LKR	USD
HIGH GROWN	1,004.88	3.06	1,340.75	3.69	1,072.51	3.27	1,078.25	3.38
MEDIUM GROWN	983.98	3.00	1,177.49	3.24	1,011.96	3.09	1,019.56	3.20
LOW GROWN	1,190.90	3.63	1,448.15	3.99	1,250.64	3.82	1,327.39	4.16
<b>TOTAL</b>	<b>1,116.65</b>	<b>3.40</b>	<b>1,383.05</b>	<b>3.81</b>	<b>1,170.40</b>	<b>3.57</b>	<b>1,220.90</b>	<b>3.83</b>

(Source: SLTB / CBSL)