



**Ceylon Tea
Brokers**

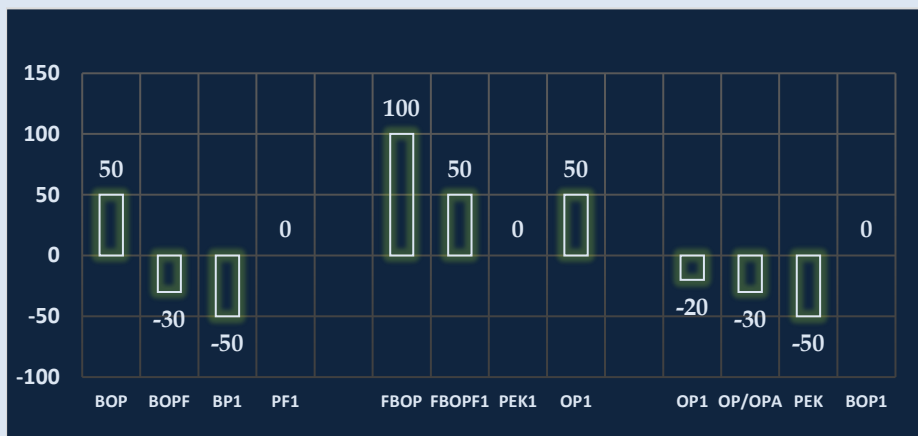


MARKET SNAPSHOT

SALE NO. 47 OF 28TH/ 29TH NOVEMBER 2023

CEYLON TEA BROKERS PLC
Level 7, Millenium House, No.46/58, Nawam Mawatha, Colombo 2
Tel: 011-460777 Fax: 011-4607788
Email: general@ceylontebrokers.com
Web: www.ceylontebrokers.com

Ex-Estate met with fair demand whilst firm demand prevailed for low grown.



EX-ESTATE

MEDIUM

LOW GROWN

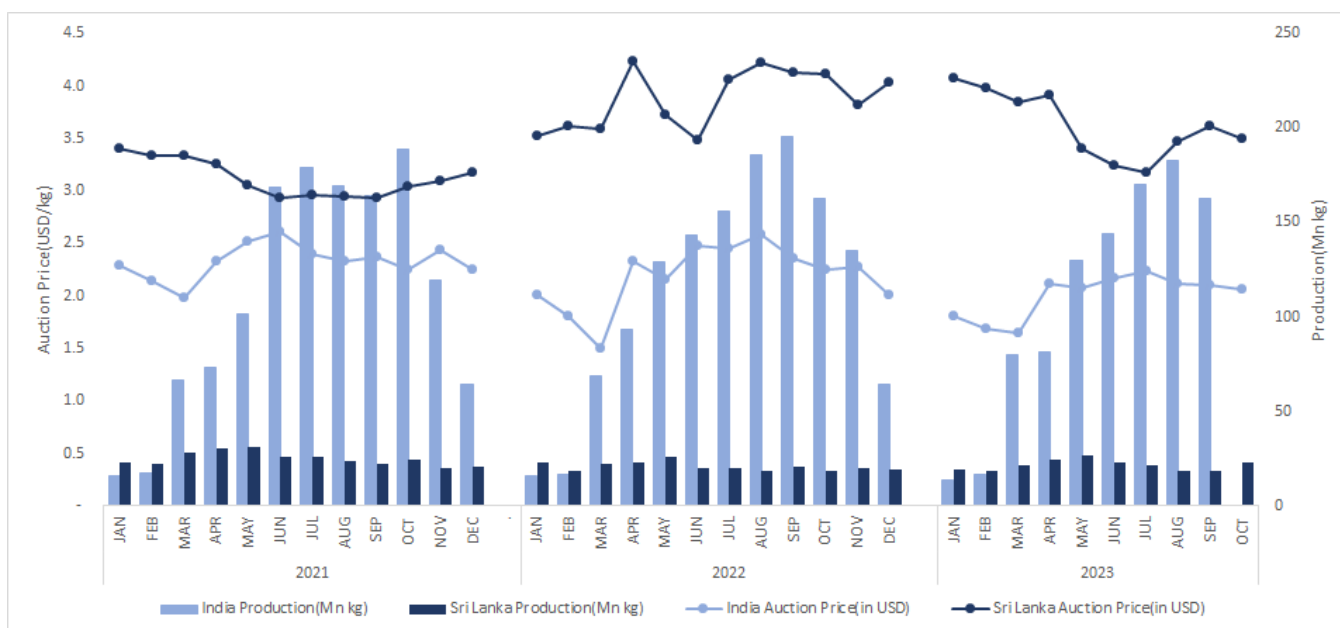
Currency - 29th Nov
LKR/USD 324.15

November (03rd Sale)
Rs. 1,108.69
USD 3.42

Elevation Average

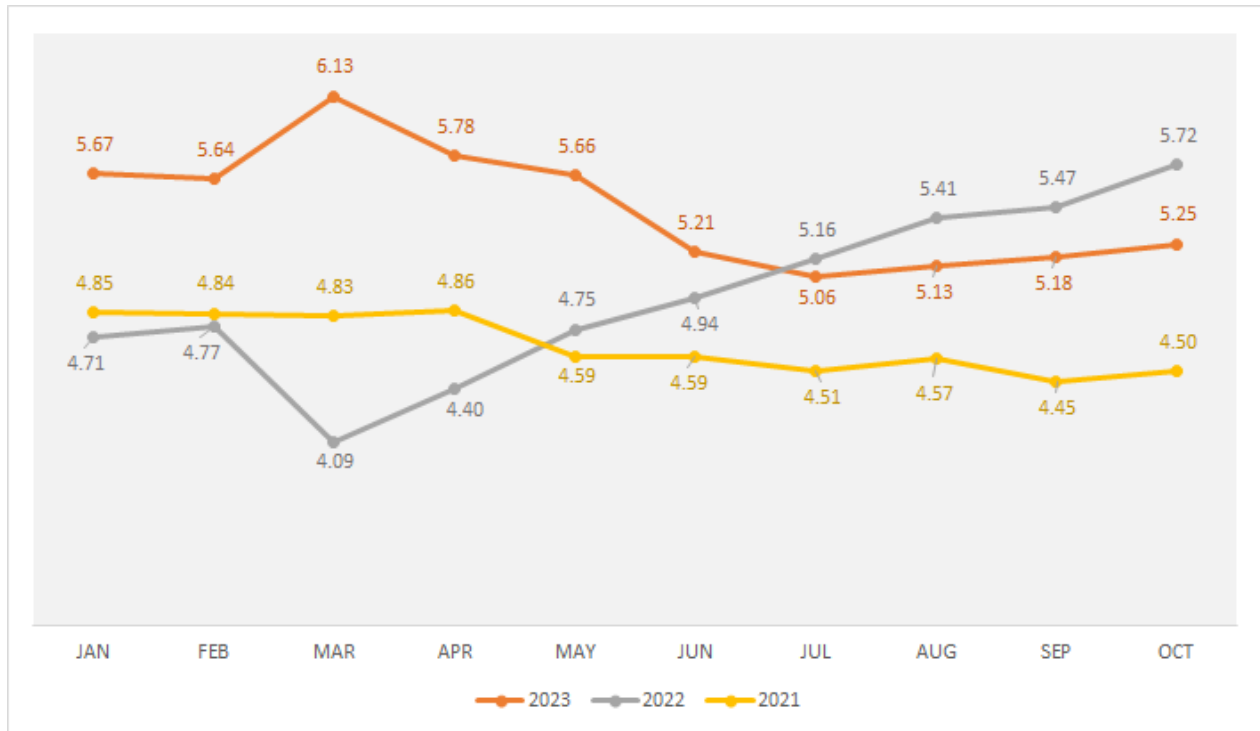
ELV	RS	USD
High	1,007.34	\$ 3.11
Medium	970.46	\$ 2.99
Low	1,176.86	\$ 3.63

MONTHLY SRI LANKA, INDIA TEA AUCTION PRICE (USD/KG) & TEA PRODUCTION (MN KG) 2021 - 2023



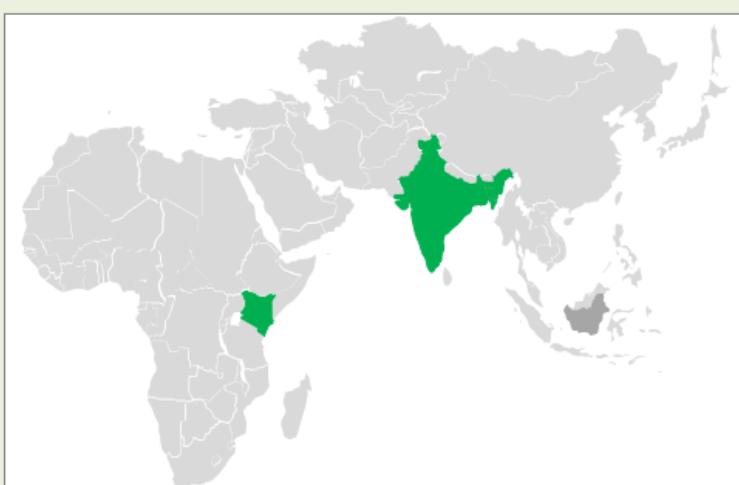
(Source: India Tea Board, SLTB, S S P, International Finance Statistics-Central Bank)

MONTHLY COMPARISON OF FOB PRICE (IN USD/KG) UPTO OCTOBER 2021-2023



(Source: SL Customs - Statistical Division/CBSL, International Finance Statistics-Central Bank)

MARKET MOVEMENT AT INTERNATIONAL AUCTION CENTERS THIS WEEK



Kenya



Bangladesh



India



Indonesia market report details were not available at the time of printing this publication.

COMMENTS

Sale	Ex-Estate		Low Grown (Leafy/Tippy)		Total	
	Qty	Demand	Qty	Demand	Qty	Demand
47	0.6 MKgs	Fair	2.3 Mkg	Firm	5.1 MKgs	Firm

WESTERN				
	SELECT BEST	BEST	BELOW BEST	PLAINER
BOP	↑ 50/-	Firm	Firm	↓ 30/-
BOPF	↑ 100/-	Firm	↓ 30/-	↓ 50/-

	NUWARA ELIYA	UDA PUSSELLAWA	UVA
BOP	↑ 100/-	↓ 50/-	Firm
BOPF	Firm	Firm	↓ 50/-

	HIGH	MEDIUM	LOW
BP1	Firm	↓ 50/-	Firm
PF1	Firm	Firm	↓ 50/-

HIGH & MEDIUM				
	SELECT BEST	BEST	BELOW BEST	OTHERS
BOP1	Firm	Firm	Firm	Firm
OP1	↑ 50/-	↑ 50/-	↑ 50/-	Firm
FBOP	↑ 100/-	↑ 50/-	↑ 50/-	Firm
FBOPF1	↑ 50/-	↑ 50/-	↑ 50/-	Firm
PEK	↑ 50/-	Firm	↓ 20/-	↓ 20/-
PEK1	Firm	↓ 50/-	↓ 50/-	↓ 50/-
OP/OPA	↑ 50/-	Firm	Firm	Firm

LEAFY / SEMI LEAFY				
	SELECT BEST	BEST	BELOW BEST	OTHERS
OP1	Firm	Firm	↓ 40/-	↓ 20/-
BOP1	↑ 50/-	Firm	Firm	Firm
OP/OPA			↓ 30/-	
PEK			↓ 50/-	
PEK1			↓ 40/-	

SMALL LEAF / TIPPY				
FBOP	Firm	↑ 40/-	↑ 40/-	↑ 20/-
FBOP1	↑ 20/-	↑ 40/-	↑ 60/-	↑ 40/-
FBOPF1	↑ 50/-	↑ 40/-	↑ 40/-	↑ 20/-

PREMIUM FLOWERY		
	FBOPFEXSP	FBOPFSP
Select Best	↑ 200-400/-	↑ 400-800/-
Best	↑ 200-300/-	↑ 200-400/-
Below Best	↑ 200/-	↑ 200-400/-
Others	↑ 200/-	↑ 200-400/-

**Crude Oil**

As at 29th November 2023 – USD 83.05

**Mombasa Auction****Demand:** Good general demand.

CURRENCY BOARD – AS AT 29TH NOVEMBER 2023

	United States Dollars (USD)		European Community Euro (EUR)		United Kingdom pounds (GBP)	
	Corresponding		Corresponding		Corresponding	
	2023	2022	2023	2022	2023	2022
Sri Lankan Rupee	324.15	361.24	355.17	371.67	410.82	430.43

(Courtesy - Central Bank of Sri Lanka)

Indian Rupee	83.36	81.67	91.42	84.83	105.47	98.30
Kenyan Shilling	151.94	121.46	166.63	126.17	192.24	146.19
Bangladesh Taka	109.01	101.34	119.55	105.27	137.92	121.98
Indonesian Rupiah	15,425.20	15,719.40	16,916.60	16,329.10	19,516.80	18,920.20
Malawi Kwacha	1,667.48	1,019.61	1,828.70	1,059.16	2,109.78	1,227.22
Vietnam Dong	24,230.60	24,774.50	26,573.30	25,735.30	30,657.70	29,819.00

SRI LANKA RUPEE AGAINST US DOLLAR

TIME PERIOD 23/11/2023 TO 29/11/2023 (SPOT / BUYING RATE)

23/11/2023	323.51	27/11/2023	323.64	29/11/2023	324.15
24/11/2023	323.56	28/11/2023	324.11		

(Courtesy - Central bank of Sri Lanka)

QUANTITY SOLD DURING THE PERIOD 20TH – 25TH NOVEMBER 2023

	2023		2022	
	WEEKLY	TODATE	WEEKLY	TODATE
PRIVATE SALES	142,036.00	4,723,490.96	79,835.30	3,799,898.58
PUBLIC AUCTION	4,630,162.00	219,726,858.50	4,202,626.00	219,675,557.00
FORWARD CONTRACTS	23,000.00	2,121,908.00	54,160.00	1,764,650.00
DIRECT SALES	-	-	-	-
TOTAL	4,795,198.00	226,572,257.46	4,336,621.30	225,240,105.58
BMF EXCLUDED FROM PRIVATE SALE	46,264.00	2,477,763.00	51,488.00	5,519,502.00

TEA
TECH
TIPS



Fallthrough teas in the Drier need to be cleared daily at the end of manufacture. Over fired and burnt Fallthrough teas will impart undesirable taints in the fired teas.

CROP AND WEATHER (FOR THE PERIOD 21ST – 27TH NOVEMBER 2023)

The Western planting districts experienced bright mornings followed by scattered evening showers. The Nuwara Eliya reported sunny mornings followed by gloomy evenings with rain. The Department of Meteorology forecasts heavy showers in both regions.

The Uva/Udapussellawa's reported clear mornings followed by gloomy evenings with showers. Heavy rains are to be expected in Uva.

The Low grown's experienced showers at the initial part of the week whilst dry conditions were reported towards the latter part. Heavy rains are to be expected in Ruhuna and Sabaragamuwa.

The Western and Low grown districts recorded a decline in their crop intakes whilst Nuwara Eliya and Uva/Udapussellawa's maintained.

WEATHER FORECAST (FOR THE PERIOD 30TH NOVEMBER - 06TH DECEMBER 2023)

	Thu (30/11)	Fri (01/12)	Sat (02/12)	Sun (03/12)	Mon (04/12)	Tue (05/12)	Wed (06/12)
Galle	30°/25°C 	30°/25°C 	30°/25°C 	30°/25°C 	30°/24°C 	31°/24°C 	30°/24°C
Matara	30°/23°C 	30°/22°C 	30°/23°C 	31°/24°C 	31°/24°C 	30°/26°C 	29°/26°C
Ratnapura	31°/22°C 	30°/21°C 	30°/22°C 	29°/22°C 	31°/23°C 	30°/25°C 	29°/24°C
Hatton/ Talawakelle	25°/17°C 	25°/17°C 	24°/18°C 	24°/18°C 	26°/18°C 	25°/19°C 	24°/19°C

ORDER OF SALE THIS WEEK

EX EST	H/M-OFF GR & DUST	LEAFY/ SEMI LEAFY/ TIPPY/PREM & BOP1A
FW	Mercantile Produce Brokers (Pvt) Ltd	Ceylon Tea Brokers PLC
EB	Forbes & Walker Tea Brokers (Pvt) Ltd	John Keells PLC
BC	Bartleet Produce Marketing (Pvt) Ltd	Asia Siyaka Commodities PLC
LC	Lanka Commodity Brokers	Eastern Brokers Ltd
CTB	Ceylon Tea Brokers PLC	Lanka Commodity Brokers
MC	Eastern Brokers Ltd	Mercantile Produce Brokers (Pvt) Ltd
JK	John Keells PLC	Forbes & Walker Tea Brokers (Pvt) Ltd
AS	Asia Siyaka Commodities PLC	Bartleet Produce Marketing (Pvt) Ltd

CATALOGUE	LOTS	QTY (KGS)
EX-ESTATE	621	646,511
HIGH AND MEDIUM	1,560	668,769
LOW GROWN (LEAFY)	2,005	741,797
LOW GROWN (SEMI LEAFY)	1,700	731,065
LOW GROWN (TIPPY)	1,740	790,828
OFF GRADES + BOP1A	2,128	1,071,559
DUSTS	518	449,964
PREMIUM FLOWERY	417	65,446
TOTAL	10,689	5,165,939

HIGH GROWN TEAS

BOP Best Western's few selected invoices gained by Rs.50/- per kg whilst others were firm. Below best too followed a similar trend whilst the Plainer types were firm to Rs.50/- per kg lower. Nuwara Eliya's appreciated by Rs.100/- per kg. Uda Pussellawa's were irregularly lower. Uva's sold around last week's levels.

BOPF Best Western's moved up by Rs.100/- per kg. Below best declined by Rs.30-50/- per kg. Plainer types too were lower by Rs.50/- per kg and more towards the closure. Nuwara Eliya's held firm. Uda Pussellawa's were generally firm. Uva's lost Rs.50/- per kg.

MEDIUM GROWN TEAS

BOP1 In general, held firm.

OP1 Select best, best and below best were dearer by Rs. 50/- per kg whilst others maintained.

OP/OPA Select best were dearer by Rs.50/- per kg whilst all others remained unchanged.

PEKOE/PEKOE1 **PEK** – Select best moved up by Rs. 50/- per kg. Best remained unchanged whilst below best and others lost by Rs. 20/- per kg.

PEK1 – Select best held firm whilst all others dropped by Rs. 50/- per kg.

FBOP/FBOPF1 **FBOP**- Select best gained by Rs. 100/- per kg. Best and below best moved up by Rs. 50/- per kg whilst others remained unchanged.

FBOPF1 -Overall appreciated by Rs.50 /- per kg whilst others were firm.

CTC

HIGH GROWN **BP1** – Remained unchanged.

PF1 – Firm.

MEDIUM GROWN **BP1** – Dropped by Rs.30/- per kg.

PF1 – Maintained.

LOW GROWN **BP1** – Firm.

PF1 – Lost by Rs.50/- per kg.

QUOTATIONS-HIGH GROWNS	BOP		BOPF	
BEST WESTERNS	1320	1460	1300	1460
BELOW BEST WESTERNS	1160	1300	1160	1280
PLAINER WESTERNS	940	1140	920	1140
NUWARA ELIYAS	1440		1500	
UDAPUSSELLAWAS	820	1220	820	1000
BEST UVAS	1120	1240	1020	1220
OTHER UVAS	1000		960	1000
GOOD MEDIUMS	1050	1900	1020	1220
POOR MEDIUMS	1000		960	1000
QUOTATIONS – UNORTHODOX	BP1		PF1	
(CTC) CTC (High & Medium)	1050	1900	1040	1080
CTC (Low)	750	1000	750	920

LOW GROWN

BOP1	Select best and best were dearer whilst balance were firm.
OP1	Select best and best were firm to dearer whilst best and poorer sorts maintained.
OP	Select best were firm whilst best and below best irregularly lower. Poorer sorts maintained.
OPA	Select best and best were irregularly lower whilst below best and poorer sorts maintained.
PEKOE/PEKOE1	Select best together with full range of bold PEK's declined. Select best PEK1's together with best and below best were irregularly lower.
FBOP/FBOP1	Select best were firm to dearer, whilst best and below best were firm.
BOP	All-round firm to dearer
BOPF	All-round firm market.
FBOPF/FBOPF1	Select best FBOPF's were dearer whilst all others remained unchanged. FBOPF1's in general, firm to dearer.

QUOTATIONS	SELECT BEST	BEST	BELOW BEST	OTHER
BOP1	2,300-4,450	1,800-2,100	1,100-1,500	850-1,000
OP1	3,500-5,000	2,200-3,200	1,250-2,000	900-1,000
OP	1,450-1,600	1,350-1,450	1,100-1,300	900-1,000
OPA	1,280-1,850	1,160-1,260	1,000-1,160	800-1,000
PEKOE	1,500-2,350	1,300-1,400	1,100-1,250	850-1,000
PEKOE1	1,600-2,300	1,450-1,600	1,200-1,400	1,000-1,100
FBOP1	1,500-2,750	1,100-1,300	800-1000	Below 750
FBOP	1,750-3,100	1,300-1,600	1,000-1,200	Below 950
BOP	1,500-2,650	1,200-1,450	900-1,100	Below 880
BOPF	960-2,100	850-920	750-820	Below 720
FBOPF1	1,550- 2,600	1,300-1,500	1,000-1,250	Below 900
FBOPF	1,500-2,800	1,000-1,300	850-950	Below 800
FFSP/FFEXSP/FFEXSP1	3,600-6,800	2,200- 3,100	1,400-2,000	Below 1,200

OFF GRADES

FGS/FGS1 High grows commenced firm yet eased by Rs.10-20/- per kg as the sale progressed. Medium and low grows gained by Rs.10-20/- per kg. CTC's were firm to easier by Rs.10-20/- per kg.

BM/BP **BM** – Best varieties were firm to Rs.20-40/- per kg dearer. Below best and bottom maintained.
BP – In general, increased by Rs. 20-30/- per kg

BOP1A Select best were dearer by Rs.20-40/- per kg. Below best gained by Rs.30-50/- per kg and more. Teas at the lower end moved up by Rs.20-30/- per kg.

	HIGH		MEDIUM		LOW	
FNGS	610	1,040	500	790	500	920
P.FGS (CTC)	890		700	760	680	1,420
BP	630	1,080	650	1,100	620	1,280
BM	500	780	580	870	570	1,300
BOP1A	720	900	730	1,100	700	1,360

DUST

DUST1 Best and below best were firm to irregularly lower. CTC's were firm on last. Best and below best low grows were lower by Rs. 50-80/- per kg.

DUST Cleaner secondaries and low grows firm to irregularly lower.

	HIGH		MEDIUM		LOW	
PRIMARY DUSTS	1,060	1,700	820	1,000	840	920
SECONDARY DUSTS	820	1,050	650	800	630	830
PDUST (CTC)	950	1,150	920	1,020	1,000	1,200

TOP PRICES - SALE NO. 47 OF 28TH / 29TH NOVEMBER 2023

WESTERN MEDIUM			
Dartry Valley	BOP	1,950.00	
Hatale	BOPSp	1,650.00	
Craighead	BOPF/BOPFSp	1,140.00	
Craighead	BOP1	1,600.00	
Harangalla	BOP1	1,600.00	
Craighead	FBOP/FBOP1	2,150.00	
Hatale	FBOPF/FBOPF1	1,700.00	
Dartry Valley	FBOPF/FBOPF1	1,700.00	
Dartry Valley	OP/OPA	1,380.00	
Dehiwatte Super	OP/OPA	1,360.00	@
Uplands	OP/OPA	1,360.00	
Ancoombra	OP1	1,650.00	
Harangalla	OP1	1,650.00	
Uplands	PEK/PEK1	2,300.00	
WESTERN HIGH			
Somerset	BOP	1,460.00	
Somerset	BOPSp	1,400.00	
Queensberry	BOPSp	1,400.00	
Mattakelle	BOPF/BOPFSp	1,460.00	
Glenloch	BOP1	1,500.00	
St Andrews	FBOP/FBOP1	1,650.00	
Weddemulla	FBOPF/FBOPF1	1,550.00	@
Glenloch	FBOPF/FBOPF1	1,550.00	
St Andrews	OP/OPA	1,280.00	
Frotoft Super	OP1	1,480.00	@
Bogahawatte	PEK	1,600.00	@
Frotoft Super	PEK1	1,650.00	@
Weddemulla	PEK1	1,600.00	@
NUWARA ELIYA			
Lovers Leap	BOP	1,440.00	
Mahagastotte	BOPF/BOPFSp	1,500.00	
Lovers Leap	FBOP/FBOP1	1,700.00	
Lovers Leap	OP/OPA	1,000.00	
Kenmare	PEK/PEK1	1,300.00	
UDA PUSSELLAWAS			
Kirklees	BOP	1,220.00	
Luckyland	BOPSp	1,160.00	
Ragalla	BOPF/BOPFSp	1,000.00	
Gonapitiya	BOP1	1,160.00	@
Alma	FBOP/FBOP1	1,600.00	@
Alma	FBOPF/FBOPF1	1,550.00	@
Gonapitiya	FBOPF/FBOPF1	1,480.00	@
Alma	OP	1,240.00	@
Gonapitiya	OP	1,200.00	@
Alma	OPA	1,120.00	@
Alma	OP1	1,460.00	@
Gonapitiya	OP1	1,240.00	@

UDA PUSSELLAWAS (CONT....)			
Alma	PEK	1,460.00	@
Alma	PEK1	2,050.00	@
UVA MEDIUM			
Dickwella	BOP	1,500.00	
Halpewatte Uva	BOP	1,500.00	
Demodera 'S'	BOPSp	1,650.00	
Dickwella	BOPF/BOPFSp	1,550.00	
Shawlands	BOP1	1,650.00	
Glen Alpin	FBOP/FBOP1	1,850.00	
Halpewatta Uva	FBOP/FBOP1	1,850.00	
Halpewatta Uva	FBOPF/FBOPF1	1,650.00	
Uva Samovar	OP/OPA	1,400.00	
Shawlands	OP1	1,600.00	
Telbedde	OP1	1,600.00	
Glen Alpin	PEK/PEK1	1,900.00	
UVA HIGH			
Nayabedde	BOP	1,180.00	
Pitaratmalie	BOP	1,180.00	
Ranaya	BOPSp	1,420.00	@
Spring Valley	BOPF/BOPFSp	1,420.00	
Mount Uva	BOP1	1,420.00	@
Uvakellie	FBOP/FBOP1	1,650.00	
Glenanore	FBOP/FBOP1	1,650.00	
Battawatte	FBOPF/FBOPF1	1,600.00	
Spring Valley	OP/OPA	1,320.00	
Mount Uva	OP/OPA	1,300.00	@
Gonamotawa	OP/OPA	1,300.00	
Glenanore	OP/OPA	1,300.00	
Craig	OP1	1,650.00	
Glenanore	PEK/PEK1	1,700.00	
Battawatte	PEK/PEK1	1,700.00	
UNORTHODOX HIGH			
Dunsinane CTC	PF1	1,100.00	
Dunsinane CTC	BP1	1,200.00	
Dunsinane CTC	BPS	1,200.00	
Ulugedara CTC	BPS	1,120.00	@
UNORTHODOX MEDIUM			
New Peacock CTC	PF1	1,120.00	
New Peacock CTC	BP1	1,220.00	
Donside CTC	BPS	870.00	
UNORTHODOX LOW			
Hingalgoda CTC	PF1	1,750.00	
Ceciliyan CTC	BP1	1,600.00	
Canora CTC	BPS	920.00	

TOP PRICES - SALE NO. 47 OF 28TH / 29TH NOVEMBER 2023

LOW GROWN			
Pothotuwa	BOP1	4,450.00	
Sithaka	BOP1	4,450.00	
New Vithanakande	BOP1	4,300.00	
Mulatiyana Hills	BOP1	4,000.00	@
Gunawardana	OP1	*5,000.00	
Galatara	OP	1,600.00	
Green Lanka	OP	1,600.00	
Rumassala Hills	OP	1,550.00	@
New Nivithigala	OP	1,550.00	
Nilgiri	OP	1,500.00	@
Sineth	OP	1,500.00	
Liyonta	OPA	1,850.00	
Nilrich	OPA	1,650.00	@
Adams View	PEK	2,350.00	
New Batuwangala	PEK1	2,300.00	
Matuwagalla Super	PEK1	2,300.00	
Golden Garden	PEK1	2,250.00	
Lucky Kottawa	PEK1	2,250.00	
Nilgiri	PEK1	2,200.00	@
Temple View Super	PEK1	2,200.00	@
New Panilkanda	PEK1	2,200.00	
Golden Garden	BOP	2,650.00	@
Hidellana	BOP	2,650.00	
Richiland	BOP	2,300.00	@
Thundola Ella	BOP	2,250.00	@
Andaradeniya Super	BOPSp	1,900.00	
Sithaka	BOPF	2,100.00	
Wathurawila	BOPFSp	2,150.00	@
Sithaka	FBOP	3,100.00	
Mulatiyana Hills	FBOP	3,000.00	@
Dishan Valley	FBOP1	2,750.00	
Gunawardana	FBOPF	2,800.00	
Galatara	FBOPF1	2,600.00	

DUSTS			
Mattakelle	DUST1	1,700.00	
Pothotuwa	DUST	1,040.00	
Mattakelle	DUST	1,040.00	
PREMIUM FLOWERY			
Nawalakanda Super	FBOPFSp	5,350.00	
Bulathsinghala Tea	FBOPFExSp	5,800.00	
Kendalanda	FBOPFExSp1	6,800.00	
OFF GRADES			
Alton	FGS/FGS1	1,040.00	
Waltrim	FGS/FGS1	1,020.00	
Kenmare	FGS/FGS1	1,020.00	
Hauteville	FGS/FGS1	1,000.00	@
Kotiyagalla	FGS/FGS1	1,000.00	
Waltrim	FGS/FGS1	1,000.00	
Bridwell	FGS/FGS1	1,000.00	
Clydesdale	FGS/FGS1	1,000.00	
Hingalgoda Ctc	PF	1,420.00	
Magedara	BM	1,300.00	
Hidellana	BP	1,280.00	
Chandrika Estate	BOP1A	1,360.00	

FUTURE SALES INFORMATION
SALE NO 48 OF 05TH / 06TH DECEMBER 2023

EX-ESTATE	H/M-OFF GR & DUST	LEAFY/ SEMI LEAFY/ TIPPY/PREM & BOP1A
EB	Forbes & Walker Tea Brokers (Pvt) Ltd	John Keells PLC
BC	Bartleet Produce Marketing (Pvt) Ltd	Asia Siyaka Commodities PLC
LC	Lanka Commodity Brokers	Lanka Commodity Brokers
CTB	Ceylon Tea Brokers PLC	Mercantile Produce Brokers (Pvt) Ltd
MC	Eastern Brokers Ltd	Eastern Brokers Ltd
JK	John Keells PLC	Forbes & Walker Tea Brokers (Pvt) Ltd
AS	Asia Siyaka Commodities PLC	Bartleet Produce Marketing (Pvt) Ltd
FW	Mercantile Produce Brokers (Pvt) Ltd	Ceylon Tea Brokers PLC

Buyers Prompt: 12.12.2023

Sellers Prompt: 13.12.2023

AWAITING SALE - CATALOGUE DETAILS

	SALE OF 05TH / 06TH DEC 2023		SALE OF 12TH / 13TH DEC 2023	
	LOTS	QTY(KGS)	LOTS	QTY(KGS)
EX-ESTATE	512	523,925	646	679,821
HIGH AND MEDIUM	1,194	493,973	1,543	654,810
LOW GROWN (LEAFY)	1,842	667,719	1,867	658,185
LOW GROWN (SEMI LEAFY)	1,395	575,351	1,480	610,551
LOW GROWN (TIPPY)	1,605	727,165	1,680	764,074
OFF GRADES+BOP1A	2,238	1,095,214	2,126	1,035,246
DUSTS	412	345,841	514	478,208
PREMIUM FLOWERY	330	53,254	383	59,111
TOTAL	9,528	4,482,442	10,239	4,940,006
MAIN SALE & EX ESTATE CLOSED ON	17TH NOVEMBER 2023		23RD NOVEMBER 2023	

SALE NO. 50 – 18TH / 19TH DECEMBER 2023

Ex-Estate catalogue and Main Sale catalogues are scheduled to be closed on the 30th November 2023

SALE NO. 01 – 02ND / 03RD JANUARY 2024

Ex-Estate catalogue and Main Sale catalogues are scheduled to be closed on the 07th December 2023

SALE NO. 02 – 09TH / 10TH JANUARY 2024

Ex-Estate catalogue and Main Sale catalogues are scheduled to be closed on the 14th December 2023

ELEVATION WISE – STATISTICS – COLOMBO AUCTION AVERAGES

Elevation	LAST WEEK	WEEK BEFORE LAST	LAST YEAR	YEAR BEFORE
	(RS) Sale- 21.11.2023	(RS) Sale- 14.11.2023	(RS) Corres 2022	(RS) Corres 2021
Uva High	960.71	917.90	1235.06	571.57
Western High	1058.48	1010.65	1450.81	655.21
CTC High	999.61	970.88	1209.10	565.99
Total High Grown	1026.44	982.38	1359.22	627.88
Uva Medium	1012.85	975.54	1293.96	593.08
Western Medium	963.37	973.03	1173.06	541.28
CTC Medium	883.83	887.07	1108.11	491.26
Total Medium Grown	978.61	973.81	1216.83	558.67
Orthodox Low	1201.97	1187.32	1533.96	666.12
CTC Low	994.15	996.36	982.80	510.93
Total Low Grown	1188.64	1176.37	1496.37	656.71
TOTAL	1120.61	1107.06	1426.86	634.86

Elevation	LAST WEEK	WEEK BEFORE LAST	LAST YEAR	YEAR BEFORE
	(\$) Sale- 21.11.2023	(\$) Sale- 14.11.2023	(\$) Corres 2022	(\$) Corres 2021
Uva High	2.93	2.81	3.40	2.83
Western High	3.23	3.09	3.99	3.24
CTC High	3.05	2.97	3.33	2.80
Total High Grown	3.13	3.01	3.74	3.11
Uva Medium	3.09	2.98	3.56	2.93
Western Medium	2.94	2.98	3.23	2.68
CTC Medium	2.69	2.71	3.05	2.43
Total Medium Grown	2.98	2.98	3.35	2.76
Orthodox Low	3.66	3.63	4.22	3.29
CTC Low	3.03	3.05	2.70	2.53
Total Low Grown	3.62	3.60	4.12	3.25
Weekly Total (USD)	3.42	3.39	3.93	3.14
Exchange Rate (LKR)	328.09	326.89	363.50	202.20

Elevation	TODATE 2021	TODATE 2022	TODATE 2023	TODATE 2021	TODATE 2022	TODATE 2023
	(RS)	(RS)	(RS)	(\$)	(\$)	(\$)
Uva High	549.12	1085.64	980.15	2.77	3.39	2.98
Western High	604.75	1099.76	1116.73	3.06	3.44	3.40
CTC High	533.93	976.19	998.65	2.70	3.05	3.04
Total High Grown	587.39	1094.87	1073.66	2.97	3.42	3.27
Uva Medium	567.24	1144.08	1024.92	2.87	3.58	3.12
Western Medium	535.04	961.84	985.77	2.70	3.01	3.00
CTC Medium	497.47	824.25	914.60	2.51	2.58	2.78
Total Medium Grown	545.03	1020.91	998.20	2.75	3.19	3.04
Orthodox Low	653.75	1363.34	1276.91	3.30	4.26	3.89
CTC Low	503.29	945.90	974.22	2.54	2.96	2.97
Total Low Grown	645.38	1334.58	1259.68	3.26	4.17	3.83
TOTAL	616.30	1233.11	1176.86	3.11	3.85	3.58

Cumulative Sale Averages – 1 USD = Rs. (Monthly Weighted Average) **197.92** **320.01** **328.51**

(Source: MSL/ CBSL)

WORLD TEA PRODUCTION (IN MILLION KILOS)

Country	Month	Month		To-date		Diff (+/-)
		2022	2023	2022	2023	2022 vs 2023
Sri Lanka	Oct	18.9	22.8	211.8	216.2	4.4
Bangladesh	Sep	14.7	14.4	63.8	69.1	5.3
Malawi	Sep	3.6	1.9	39.3	34.5	-4.8
North India	Sep	172.2	138.9	826.1	801.7	-24.4
South India	Sep	23.5	24	177.1	178.5	1.4
Kenya	Aug	36.1	45.6	341.4	363.9	22.5

(Source: Africa Tea Brokers/National Brokers Ltd)

MOMBASA AUCTION OF 27TH / 28TH NOVEMBER 2023

There was good general demand at irregular rates following quality for the 269,159 packages (18,034,159.00 kilos) on offer; 45.30% remained unsold.

Pakistan Packers, Afghanistan and Bazaar lent strong support and were dominant with improved but selective enquiry from Kazakhstan and other CIS states. Yemen and other Middle Eastern countries were more active while Egyptian Packers reduced interest. UK maintained activity with South Sudan active. Local Packers reduced enquiry with some activity from Russia. Iran and Sudan remained quiet while Somalia were active at the lower end of the market.

BP1: Best - Saw useful but irregular activity with most teas firm to USC146 dearer while a few lines lost up to USC100. Brighter - Were steady to dearer by up to USC151 but a few invoices shed up to USC129. Mediums - KTDA mediums held value with many lines remaining unsold while plantation mediums were irregular varying between firm to USC27 dearer to easier by up to USC21. Lower Medium - Shed up to USC21 with select lines discounted by USC37, however, some invoices appreciated by up to USC6 and selected teas dearer by USC66. Plainer - Ranged between USC7 dearer to easier by up to USC13.

PF1: Best - Were irregular varying between steady to USC24 dearer to easier by up to USC28 with selected invoices discounted by up to USC118. Brighter - Irregular ranging between firm to USC16 dearer to easier by up to USC15. Mediums - KTDA mediums were mostly steady with some teas varying between USC6 dearer to USC4 below previous levels. Plantation mediums ranged between USC127 dearer to easier by USC12. Lower Medium - Were irregular with some invoices gaining up to USC14 and selected lines dearer by USC29 while others shed up to USC25. Plainer - Varied between USC24 dearer to easier by up to USC23.

PDUST: Best - Met improved competition and advanced by up to USC48 but a few teas shed up to USC20. Brighter - Appreciated by up to USC28. Mediums - KTDA mediums held value with selected invoices dearer by USC15 while plantation mediums lost up to USC22. Lower Medium - Saw reduced enquiry and were steady to easier by up to USC28. Plainer - Were irregular ranging between firm to USC17 above last levels to easier by up to USC18.

DUST1: Best - Mostly steady to USC20 dearer but some teas lost by up to USC9. Brighter - Were firm to dearer by up to USC22. Mediums - KTDA mediums were irregular varying between steady to USC16 dearer to easier by up to USC8 with plantation mediums appreciating by up to USC22 but a few lines shed up to USC9. Lower Medium - Saw reduced interest and were irregularly easier by up to USC27. Plainer - Varied between steady to USC13 dearer to mainly easier by up to USC18.

SECONDARY GRADES (S1) In the Secondary Catalogues, best BPs gained while others held value; PFs were generally firm with best types dearer. Clean well sorted coloury Fannings appreciated with similar DUSTs advancing. Other Fannings were marginally dearer while DUSTs were easier. BMFs were well absorbed.

(Courtesy - Africa Tea Brokers Limited)

BANGLADESH AUCTION OF 27TH NOVEMBER 2023

CTC LEAF: 72,913 packages of tea on offer met with a fairly good demand.

BROKENS: A few well made clean liquoring Brokens met with a strong demand and prices often advanced following competition. The remaining Broken grades met with a fair demand but where sold, recorded a decline in price. There were several withdrawals in these categories. BLF teas continued to be difficult of sale and suffered heavy withdrawals.

FANNINGS: Good Fannings met with a fairly strong demand and prices were about steady. There were less withdrawals in this category. The remainder met with fair demand but mostly were easier particularly the plainer varieties. BLF teas continued to be difficult of sale and suffered heavy withdrawals.

DUST: 14,493 packages of tea on offer met fair demand with some withdrawals. Good liquoring Dusts sold Tk.3/- to Tk.5/- less than last with some withdrawals. Mediums were in fair demand with Tk.5/- to Tk.10/- less than last levels with some withdrawals. Plain and BLF Dusts were an easier market with several withdrawals. Blenders were fairly active whilst Loose tea buyers were selective.

COMMENTS: Offerings were heavier than the previous week but with continued support from the Blenders, a larger weight of tea was absorbed. Loose tea buyers were also more active this week. However, it was evident that as the sale progressed demand slackened resulting in heavy withdrawals. Dusts were an easier market with some withdrawals.

Courtesy - National Brokers Limited

KOLKATA AUCTION OF 29TH NOVEMBER 2023

Good demand for best & select well made, good liquoring Assams which are irregular around last. All other Assam varieties irregularly easier. Dooars not seen so far. WI - Active . HUL - Very selective so far . TCPL - Operating . Exporters - Some enquiry on larger brokens. Based on JT's (1st session) Catalogue .

(Courtesy - Associated Brokers Pvt. Ltd, Kolkata)

GUWAHATI AUCTION OF 28TH NOVEMBER 2023

Good demand for the better liquoring varieties at around last levels. Fair demand for the remainder at irregular levels following quality . (ATB running at 57%). HUL / Other blenders / Western India / Internal / Exporters operating.

(Courtesy - Associated Brokers Pvt Ltd, Guwahati)

MALAWI /JAKARTA AUCTION

The above market report details were not available at the time of printing this publication.

TEA SALE ARRANGEMENTS FOR THE FIRST QUARTER OF 2024
JANUARY/FEBRUARY/MARCH

Sale No	Date of Sale	Catalogue Closing Dates Main Sale & Ex-estate	Prompt Dates		10% Payment	Catalogue Closing Dates Main Sale & Ex-estate	
			Buyers	Sellers			
JANUARY							
1	Tue 02nd & Wed 03rd	07/12/2023 at 4.30 p.m	09-Jan-24	10-Jan-24	05-Jan-24	09-Jan-24	11-Jan-24
2	Tue 09th & Wed 10th	14/12/2023 at 4.30 p.m	16-Jan-24	17-Jan-24	12-Jan-24	16-Jan-24	18-Jan-24
3	Tue 16th & Wed 17th	21/12/2023 at 4.30 p.m	23-Jan-24	24-Jan-24	19-Jan-24	23-Jan-24	26-Jan-24
4	Mon 22nd & Tue 23rd	04/01/2024 at 4.30 p.m	29-Jan-24	30-Jan-24	26-Jan-24	29-Jan-24	31-Jan-24
5	Tue 30th & Wed 31st	11/01/2024 at 4.30 p.m	06-Feb-24	07-Feb-24	02-Feb-24	06-Feb-24	08-Feb-24
FEBRUARY							
6	Tue 06th & Wed 07th	18/01/2024 at 4.30 p.m	13-Feb-24	14-Feb-24	09-Feb-24	13-Feb-24	15-Feb-24
7	Tue 13th & Wed 14th	26/01/2024 at 4.30 p.m	20-Feb-24	21-Feb-24	16-Feb-24	20-Feb-24	22-Feb-24
8	Mon 19th & Tue 20th	01/02/2024 at 4.30 p.m	26-Feb-24	27-Feb-24	22-Feb-24	26-Feb-24	28-Feb-24
9	Tue 27th & Wed 28th	08/02/2024 at 4.30 p.m	05-Mar-24	06-Mar-24	01-Mar-24	05-Mar-24	07-Mar-24
MARCH							
10	Tue 05th & Wed 06th	15/02/2024 at 4.30 p.m	12-Mar-24	13-Mar-24	11-Mar-24	12-Mar-24	14-Mar-24
11	Tue 12th & Wed 13th	22/02/2024 at 4.30 p.m	19-Mar-24	20-Mar-24	15-Mar-24	19-Mar-24	21-Mar-24
12	Tue 19th & Wed 20th	29/02/2024 at 4.30 p.m	26-Mar-24	27-Mar-24	22-Mar-24	26-Mar-24	28-Mar-24
13	Tue 26th & Wed 27th	07/03/2024 at 4.30 p.m	02-Apr-24	03-Apr-24	01-Apr-24	02-Apr-24	04-Apr-24

HOLIDAYS FOR THE FIRST QUARTER OF 2024

Monday 15th January	Tamil Thai Pongal Day	(P B M)
Thursday 25th January	Duruthu Full Moon Poya Day	(P B M)
Sunday 04th February	Independence Day	(P B M)
Monday 05th February	In lieu of Independence Day falling on Sunday	(P B M)
Friday 23rd February	Nawam Full Moon Poya Day	(P B M)
Friday 08th March	Maha Shivaratri Day	(P B)
Sunday 24th March	Medin Full moon Poya day	(P B M)
Friday 29th March	Good Friday	(P B M)

P	-	Public Holidays
B	-	Bank Holidays
M	-	Mercantile Holidays