



**Ceylon Tea
Brokers**



MARKET SNAPSHOT

SALE NO. 45 OF 14TH / 15TH NOVEMBER 2023

CEYLON TEA BROKERS PLC
Level 7, Millenium House, No.46/58, Nawam Mawatha, Colombo 2
Tel: 011-460777 Fax: 011-4607788
Email: general@ceylontebrokers.com
Web: www.ceylontebrokers.com

Ex-Estate met with fair demand whilst improved demand prevailed for low grown.



EX-ESTATE

MEDIUM

LOW GROWN

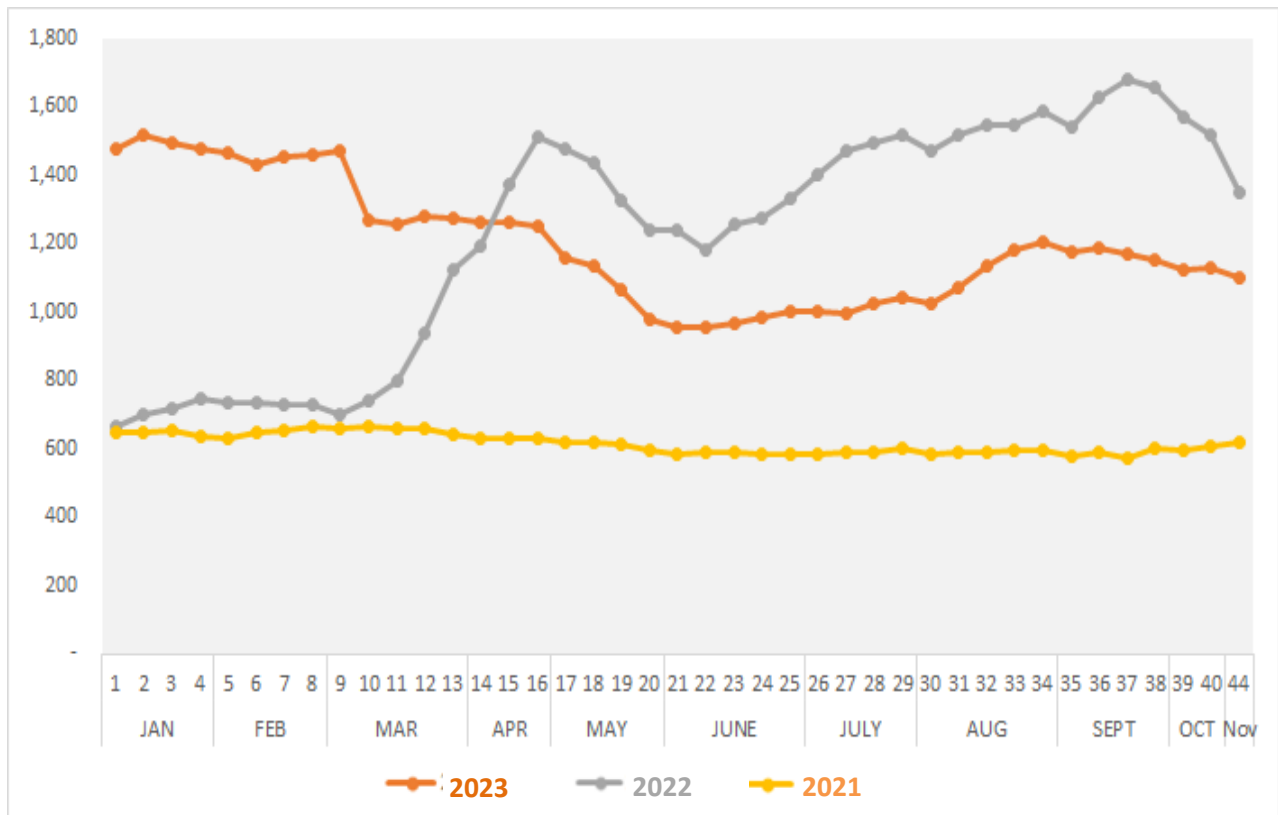
Currency - 15th Nov
LKR/USD 322.58

November (01st Sale)
Rs. 1,100.35
USD \$ 3.48

Elevation Average

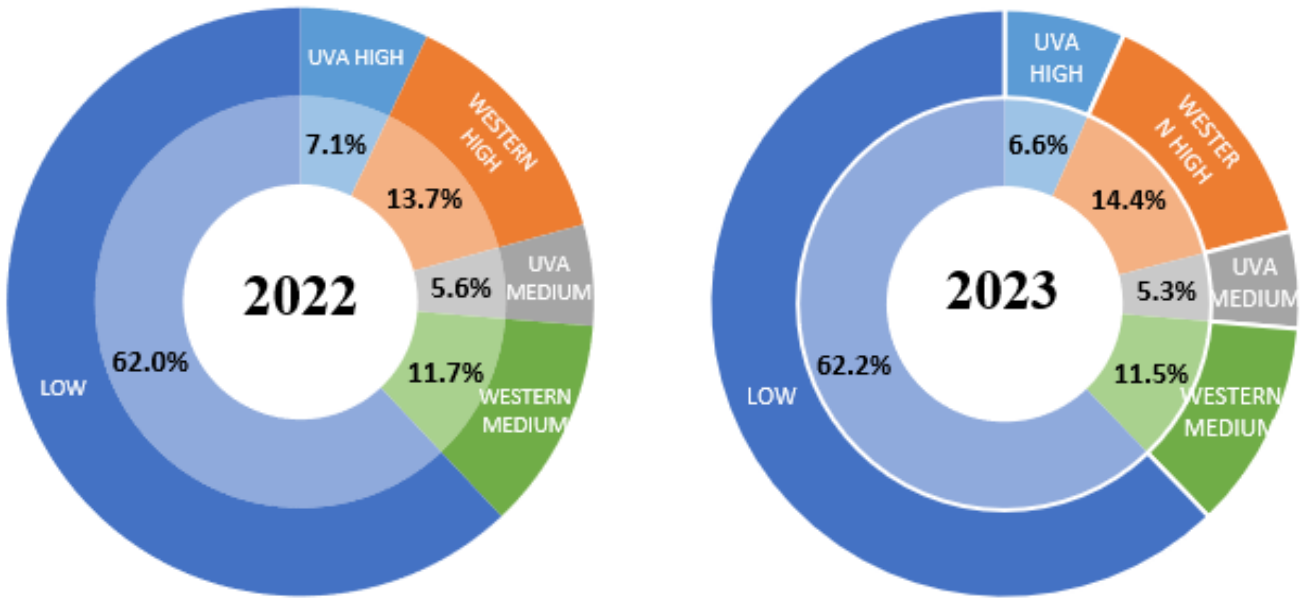
ELV	RS	USD
High	989.54	\$ 2.79
Medium	963.51	\$ 2.89
Low	1,169.79	\$ 2.65

**WEEKLY COMPARISON OF AVERAGE TEA PRICE (IN RS/KG)
UPTO SALE NO.44 (2021 – 2023)**



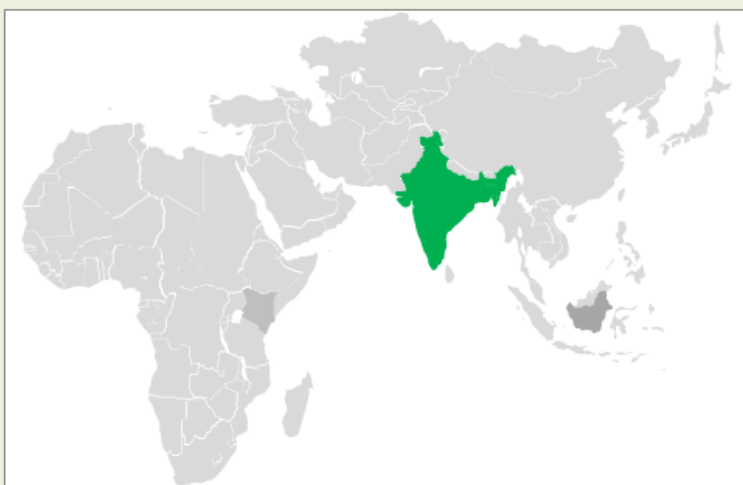
(Source: MSL)

**COMPOSITION OF ELEVATION WISE SRI LANKA TEA SOLD QUANTITY
YTD OCTOBER - 2023 VS 2022**



(Source: MSL)

MARKET MOVEMENT AT INTERNATIONAL AUCTION CENTERS THIS WEEK



India



Bangladesh



Kenya & Indonesia market report details were not available at the time of printing this publication.

COMMENTS

Sale	Ex-Estate		Low Grown (Leafy/Tippy)		Total	
	Qty	Demand	Qty	Demand	Qty	Demand
45	0.64 MKGs	Fair	2.4 Mkgs	Improved	5.43 MKGs	Improved

WESTERN				
	SELECT BEST	BEST	BELOW BEST	PLAINER
BOP	Firm	↑ 50/-	↑ 50/-	Firm
BOPF	Firm	↓ 30/-	↓ 50/-	↓ 30/-

	NUWARA ELIYA	UDA PUSSELLAWA	UVA
BOP	Irregular	↑ 80/-	↑ 50/-
BOPF	Irregular	↑ 100/-	↑ 50/-

	HIGH	MEDIUM	LOW
BP1	↑ 50/-	↑ 50/-	↑ 100/-
PF1	Firm	↑ 20/-	↓ 50/-

HIGH & MEDIUM				
	SELECT BEST	BEST	BELOW BEST	OTHERS
BOP1	↑ 100/-	↑ 50/-	Firm	Firm
OP1	↑ 50/-	Firm	Firm	↑ 20/-
FBOP	↑ 50/-	↑ 50/-	Firm	Firm
FBOPF1	Firm	Firm	↓ 50/-	↓ 20/-
PEK	↓ 50/-	↓ 100/-	↓ 50/-	↓ 50/-
PEK1	Firm	↓ 50/-	↓ 50/-	↓ 50/-
OP/OPA	↑ 20/-	↑ 50/-	↑ 50/-	↑ 20/-

LEAFY / SEMI LEAFY				
	SELECT BEST	BEST	BELOW BEST	OTHERS
OP1	Firm	Firm	Firm	Firm
BOP1	Firm	Firm	↑ 30/-	↑ 30/-
OP/OPA	Firm			
PEK	↓ 50/-			
PEK1	↓ 50/-			

SMALL LEAF / TIPPY				
FBOP	↓ 50/-	↑ 10/-	↑ 20/-	↑ 20/-
FBOP1	↓ 20/-	Firm	↓ 20/-	↓ 40/-
FBOPF1	Firm	↑ 20/-	↑ 40/-	Firm

PREMIUM FLOWERY		
	FBOPFEXSP	FBOPFSP
Select Best	↑ 300-600/-	↑ 500-700/-
Best	↑ 200-400/-	↑ 200-400/-
Below Best	↑ 200/-	↑ 100/-
Others	Firm	Firm

**Crude Oil**

As at 15th November 2023 – USD 82.00



We Congratulate the management of
Talawakelle Tea Estates PLC
 &
Bogawantalawa Tea Estates PLC
 for having established progress in actioning the pledge, they
 undertook for the
 “Mother and Child-Friendly Seal for Responsible
 Business initiative”.
 from
 “The Centre for Child Rights and Business”

CURRENCY BOARD – AS AT 15TH NOVEMBER 2023

	United States Dollars (USD)		European Community Euro (EUR)		United Kingdom pounds (GBP)	
	Corresponding		Corresponding		Corresponding	
	2023	2022	2023	2022	2023	2022
Sri Lankan Rupee	322.58	360.97	349.19	369.98	401.63	422.42

(Courtesy - Central Bank of Sri Lanka)

Indian Rupee	83.11	80.98	89.53	83.59	102.78	95.31
Kenyan Shilling	151.05	120.80	162.72	124.69	186.80	142.15
Bangladesh Taka	109.49	101.43	117.95	104.70	135.40	119.36
Indonesian Rupiah	15,597.20	15,532.80	16,802.10	16,033.40	19,288.50	18,278.20
Malawi Kwacha	1,675.98	1,015.46	1,805.45	1,048.18	2,072.63	1,194.94
Vietnam Dong	24,367.20	24,747.90	26,249.60	25,545.50	30,134.10	29,122.10

(Courtesy - Oanda Corporation)

SRI LANKA RUPEE AGAINST US DOLLAR

TIME PERIOD 09/11/2023 TO 15/11/2023 (SPOT / BUYING RATE)

09/11/2023	323.16	13/11/2023	322.12	15/11/2023	322.58
10/11/2023	322.40	14/11/2023	321.71		

(Courtesy - Central bank of Sri Lanka)

QUANTITY SOLD DURING THE PERIOD 06TH – 11TH NOVEMBER 2023

	2023		2022	
	WEEKLY	TODATE	WEEKLY	TODATE
PRIVATE SALES	110,785.80	4,503,126.46	87,565.50	3,642,804.28
PUBLIC AUCTION	4,673,159.00	210,357,998.50	4,582,359.00	211,556,717.00
FORWARD CONTRACTS	20,000.00	2,073,908.00	45,350.00	1,664,840.00
DIRECT SALES	-	-	-	-
TOTAL	4,803,944.80	216,935,032.96	4,715,274.50	216,864,361.28
BMF EXCLUDED FROM PRIVATE SALE	61,428.00	2,371,071.00	83,718.00	5,420,968.00

TEA
TECH
TIPS



Moisture is a killer of quality in Tea. Take precautions against by storing fired teas in low humidity conditions.

CROP AND WEATHER (FOR THE PERIOD 07TH - 13TH NOVEMBER 2023)





























The Western and Nuwara Eliya planting districts experienced bright mornings followed by rains in the evenings. The Department of Meteorology forecasts heavy showers in both regions.

The Uva/Udapussellawa's reported clear mornings followed by evening showers.

The Low grown's experienced bright mornings followed by showers in the evenings. Fairly heavy rains are to be expected in Ruhuna and Sabaragamuwa regions.

All planting districts recorded a decline in their crop intakes.

WEATHER FORECAST (FOR THE PERIOD 16TH – 22ND NOVEMBER 2023)

	Thu (16/11)	Fri (17/11)	Sat (18/11)	Sun (19/11)	Mon (20/11)	Tue (21/11)	Wed (22/11)
Galle	32°/25°C 	31°/25° 	31°/25°C 	31°/25°C 	32°/25°C 	32°/24°C 	31°/24°C 
Matara	33°/24°C 	32°/24°C 	31°/24°C 	31°/23°C 	33°/24°C 	33°/25°C 	30°/26°C 
Ratnapura	32°/23°C 	31°/23°C 	29°/22°C 	32°/22°C 	32°/22°C 	33°/23°C 	30°/24°C 
Hatton/ Talawakelle	27°/17°C 	26°/18°C 	24°/17°C 	26°/17°C 	27°/19°C 	27°/17°C 	24°/19°C 

ORDER OF SALE THIS WEEK

EX EST	H/M-OFF GR & DUST	LEAFY/ SEMI LEAFY/ TIPPY/PREM & BOP1A
JK	John Keells PLC	Forbes & Walker Tea Brokers (Pvt) Ltd
AS	Asia Siyaka Commodities PLC	Mercantile Produce Brokers (Pvt) Ltd
FW	Mercantile Produce Brokers (Pvt) Ltd	Lanka Commodity Brokers
EB	Forbes & Walker Tea Brokers (Pvt) Ltd	Asia Siyaka Commodities PLC
BC	Bartleet Produce Marketing (Pvt) Ltd	John Keells PLC
LC	Lanka Commodity Brokers	Eastern Brokers Ltd
CTB	Ceylon Tea Brokers PLC	Ceylon Tea Brokers PLC
MC	Eastern Brokers Ltd	Bartleet Produce Marketing (Pvt) Ltd

CATALOGUE	LOTS	QTY (KGS)
EX-ESTATE	613	647,930
HIGH AND MEDIUM	1,464	630,243
LOW GROWN (LEAFY)	1,886	720,868
LOW GROWN (SEMI LEAFY)	1,670	748,470
LOW GROWN (TIPPY)	1,968	943,191
OFF GRADES + BOP1A	2,357	1,175,984
DUSTS	560	512,962
PREMIUM FLOWERY	348	56,494
TOTAL	10,866	5,436,142

HIGH GROWN TEAS

BOP Best Western's were firm to Rs.50/- per kg dearer. Below best too followed a similar trend. Plainer sorts were firm on last. Nuwara Eliya's were irregular. Uda Pussellawa's appreciated by Rs.80/- per kg. Uva's were moved up by Rs.50/- per kg and more.

BOPF Best Western's were firm to easier by Rs.30/- per kg. Below best eased further. Plainer types were firm to marginally lower on last. Nuwara Eliya's were irregular. Uda Pussellawa's gained sharply. Uva's gained to a lesser extent.

MEDIUM GROWN TEAS

BOP1 Select best were dearer by Rs.100/- per kg. Best gained by Rs.50/- per kg whilst all others maintained.

OP1 Select best appreciated by Rs.50/- per kg whilst all others were firm.

OP/OPA Select best gained by Rs.20/- per kg. Best and below best moved up by Rs.50/- per kg whilst others gained by Rs.20/- per kg.

PEKOE/PEKOE1 **PEK** – Select best were lower by Rs.50/- per kg. Best dropped by Rs.100/- per kg. Below best and others were lower by Rs.50/- per kg.

PEK1 – Select best were firm whilst all others easier by Rs.50/- per kg.

FBOP/FBOPF1 **FBOP** – Select best and best moved up by Rs.50/- per kg whilst all others maintained.

FBOPF1 – Select best and best were firm. Below best lost Rs.50/- per kg whilst others were easier by Rs.20/- per kg.

CTC

HIGH GROWN **BP1** – Gained by Rs.50/- per kg.

PF1 – Firm.

MEDIUM GROWN **BP1** – Appreciated by Rs.50/- per kg.

PF1 – Moved up by Rs.50/- per kg.

LOW GROWN **BP1** – Dearer by Rs.100/- per kg.

PF1 – Dropped by Rs.50/- per kg.

QUOTATIONS-HIGH GROWNS	BOP		BOPF	
BEST WESTERNS	1240	1550	1200	1360
BELOW BEST WESTERNS	1000	1220	1040	1180
PLAINER WESTERNS	830	980	800	1020
NUWARA ELIYAS	N/A		1650	
UDAPUSSELLAWAS	820	1060	820	1040
BEST UVAS	1040	1220	1000	1080
OTHER UVAS	810	860	890	1080
GOOD MEDIUMS	1000	1600	N/A	
POOR MEDIUMS	700	980	710	920
QUOTATIONS – UNORTHODOX	BP1		PF1	
(CTC) CTC (High & Medium)	860	1120	790	1100
CTC (Low)	1020	1320	980	1550

LOW GROWN

- BOP1** Select best were firm to dearer. Best and below best held firm. Poorer sorts were irregularly lower.
- OP1** Select best and best were firm to dearer whilst best and poorer sorts maintained.
- OP** Select best were firm whilst best and below best irregularly lower. Poorer sorts maintained.
- OPA** Select best were firm. Best and below best irregularly lower. Poorer sorts maintained.
- PEKOE/PEKOE1** Select best together with full range of bold PEK's declined. Select best PEK1's together with best and below best were irregularly lower.
- FBOP/FBOP1** Select best were firm to dearer, whilst best and below best were lower.
- BOP** All-round firm to dearer
- BOPF** All-round firm market.
- FBOPF/FBOPF1** Select best FBOPF's were dearer whilst all others remained unchanged. FBOPF1's in general, firm to dearer.

QUOTATIONS	SELECT BEST	BEST	BELOW BEST	OTHER
BOP1	2,000-4,050	1,700-1,900	1,000-1,200	850-950
OP1	3,500-4,900	2,200-3,200	1,250-2,000	900-1,000
OP	1,450-1,550	1,350-1,450	1,100-1,300	900-1,000
OPA	1,280-2,050	1,160-1,260	1,000-1,160	800-1,000
PEKOE	1,600-2,350	1,300-1,450	1,100-1,250	850-1,000
PEKOE1	1,700-2,250	1,500-1,650	1,200-1,450	1,000-1,100
FBOP1	1,400-1,800	920-1,200	700-860	Below 650
FBOP	1,700-3350	1,200-1,550	900-1,100	Below 850
BOP	1,500-2,400	1,200-1,450	900-1,100	Below 880
BOPF	960-1,550	850-920	750-820	Below 720
FBOPF1	1,440- 1,950	1,200-1,380	900-1,100	Below 820
FBOPF	1,350-2,050	900-1,150	700-850	Below 650
FFSP/FFEXSP/FFEXSP1	3,000-5,500	1,700- 2,600	1,100-1,500	Below 1,050

OFF GRADES

FGS/FGS1 High grown increased by Rs. 20-30/- per kg. Cleaner medium and low grown maintained whilst others eased by Rs. 30-40/- per kg. CTC's were dearer by Rs. 10-20/- per kg

BM/BP **BM** – Best varieties were firm. Below best and bottom were lower by Rs. 50-60/- per kg and more as the sale progressed.

BP – In general dearer by Rs. 20-30/- per kg.

BOP1A Best were firm. Below best were firm to irregularly lower whilst teas at the lower end lost Rs.20-30/- per kg.

	HIGH		MEDIUM		LOW	
FNGS	530	980	570	810	540	880
P.FGS (CTC)	N/A		730	790	700	1,650
BP	540	920	700	1080	640	1,360
BM	520	770	550	770	550	1,360
BOP1A	670	810	670	980	650	1,400

DUST

DUST1 Best and below best were irregularly lower by Rs. 50-70/- per kg. CTC's were firm on last. Best and below best low grown lost by Rs 40-50/- per kg.

DUST Clean Secondaries were lower by Rs. 40-60/- per kg and low grown firm to irregularly lower.

	HIGH		MEDIUM		LOW	
PRIMARY DUSTS	1,100	1,750	860	1,060	880	1,160
SECONDARY DUSTS	820	1,050	650	800	620	850
PDUST (CTC)	980	1,160	920	1,120	1,050	1,280

TOP PRICES - SALE NO. 45 OF 14TH / 15TH NOVEMBER 2023

WESTERN MEDIUM			
Harangalla	BOP	1,600.00	
Uplands	BOPSp	1,480.00	
Ancoombra	BOPF/BOPFSp	1,220.00	
Dartry Valley	BOP1	2,250.00	
Craighead	FBOP/FBOP1	2,000.00	
Meezan	FBOP/FBOP1	2,000.00	
Hatale	FBOP/FBOP1	2,000.00	
Hatale	FBOPF/FBOPF1	1,600.00	
Harangalla	FBOPF/FBOPF1	1,600.00	
Craighead	OP/OPA	1,360.00	
Harangalla	OP1	1,460.00	
Harangalla	PEK/PEK1	1,900.00	
Meezan	PEK/PEK1	1,900.00	
WESTERN HIGH			
Ingestre	BOP	1,550.00	
Bearwell	BOPSp	1,220.00	
Norwood	BOPSp	1,220.00	
Mattakelle	BOPF/BOPFSp	1,360.00	
Bambrakelly	BOP1	1,400.00	
Glenloch	FBOP/FBOP1	1,600.00	
Glenloch	FBOPF/FBOPF1	1,380.00	
Venture	OP/OPA	1,260.00	
Bambrakelly	OP/OPA	1,260.00	
Weddemulla	OP/OPA	1,200.00	@
Venture	OP1	1,360.00	
Weddemulla	PEK/PEK1	1,650.00	@
NUWARA ELIYA			
Lovers Leap	BOPF/BOPFSp	1,650.00	
Court Lodge	FBOP/FBOP1	1,240.00	
Kenmare	FBOP/FBOP1	1,240.00	
Court Lodge	OP/OPA	1,080.00	
Mahagastotte	PEK/PEK1	1,420.00	
UDA PUSSELLAWAS			
Kirklees	BOP	1,060.00	
Kirklees	BOPSp	900.00	
High Forest	BOPF/BOPFSp	1,040.00	
Alma	BOP1	1,650.00	@
Blairlmond	FBOP	1,420.00	
Alma	FBOP1	1,400.00	@
Alma	FBOPE/FBOPF1	1,320.00	@
Gonapitiya	FBOPE/FBOPF1	1,300.00	@
Alma	OP	1,240.00	@
Gonapitiya	OP	1,200.00	@
Alma	OPA	1,080.00	@
Gordon	OP1	1,080.00	
Alma	PEK/PEK1	1,650.00	@
Gonapitiya	PEK/PEK1	1,600.00	@

UVA MEDIUM			
Halpewatta Uva	BOP	1,400.00	
Demodera 'S'	BOPSp	1,360.00	
El Teb	BOPF/BOPFSp	1,060.00	
Aruna Passara	BOP1	1,600.00	
Dickwella	FBOP/FBOP1	1,900.00	
Demodera 'S'	FBOPF/FBOPF1	1,480.00	
Aruna Passara	OP/OPA	1,300.00	
Halpewatte Uva	OP1	1,480.00	
Aruna Passara	PEK/PEK1	1,800.00	
UVA HIGH			
Kelliebedde	BOP	1,220.00	
Aislaby	BOPSp	940.00	
Ranaya	BOPSp	920.00	@
Bandaraeliya	BOPF/BOPFSp	1,080.00	
Glenanore	BOP1	1,550.00	
Gonamotawa	FBOP/FBOP1	1,650.00	
Gonamotawa	FBOPF/FBOPF1	1,420.00	
Glenanore	OP/OPA	1,260.00	
Glenanore	OP1	1,380.00	
Craig	PEK/PEK1	1,550.00	
Glenanore	PEK/PEK1	1,550.00	
Gonamotawa	PEK/PEK1	1,550.00	
Spring Valley	PEK/PEK1	1,550.00	
UNORTHODOX HIGH			
Dunsinane CTC	PF1	1,100.00	
Dunsinane CTC	BP1	1,120.00	
Ulugedara CTC	BPS	1,060.00	
UNORTHODOX MEDIUM			
Delta CTC	PF1	1,060.00	
Delta CTC	BP1	890.00	
Donside CTC	BPS	920.00	
UNORTHODOX LOW			
Kalubowitiyana CTC	PF1	1,550.00	
Ceciliyan CTC	BP1	1,320.00	
Lantern Hill CTC	BPS	890.00	

DENOTES – CEYLON TEA BROKERS PLC [@] / ALL TIME RECORD PRICE [**] / EQUAL ALL TIME [*]

CEYLON TEA BROKERS PLC – SALE NO. 45 OF 14TH / 15TH NOVEMBER 2023

TOP PRICES - SALE NO. 45 OF 14TH / 15TH NOVEMBER 2023

LOW GROWN			
Pothotuwa	BOP1	4,050.00	
Sithaka	BOP1	4,050.00	
Kolonna Super	BOP1	4,000.00	
Mulatiyana Hills	BOP1	3,950.00	@
Pothotuwa	OP1	**4,900.00	
Brombil	OP1	4,500.00	
Sithaka	OP1	4,500.00	
Ceyenta	OP1	4,400.00	@
Miriswatta	OP1	4,400.00	
Temple Valley Super	OP	1,550.00	
Green Lanka	OP	1,550.00	
Golden Garden	OP	1,500.00	@
Nilrich	OP	1,500.00	@
Suwishka	OP	1,500.00	@
Galatara	OP	1,500.00	
Liyonta	OP	1,500.00	
Dampahala	OP	1,500.00	
Mulatiyana Hills	OP	1,480.00	@
Dullie Ella	OP	1,480.00	
Liyonta	OPA	2,050.00	
Rotumba	OPA	2,050.00	
A C U Super	OPA	1,950.00	@
Green Lanka	OPA	1,950.00	
Lumbini	PEK	2,350.00	
Rotumba	PEK1	2,250.00	
Suduwelipothahena Super	PEK1	2,200.00	@
Mulatiyana Hills	PEK1	2,200.00	@
Lakvinka	PEK1	2,200.00	
Rajjuruwatta Super	PEK1	2,150.00	@
New Batuwangala	PEK1	2,150.00	
Hidellana	BOP	2,400.00	
Lions	BOP	2,100.00	@
Stream Line	BOPSP	2,250.00	
Sithaka	BOPF	1,550.00	
Stream Line	BOPFSP	1,600.00	
Sithaka	FBOP	3,350.00	
Navinda	FBOP1	2,250.00	
Sirimewana	FBOPF	2,050.00	@
Ceyenta	FBOPF	1,950.00	@
New Galagawa	FBOPF	1,950.00	
Pothotuwa	FBOPF1	1,950.00	

DUSTS			
Mattakelle	DUST1	1,750.00	
Ceciliyan CTC	PD	1,280.00	
PREMIUM FLOWERY			
Danawala	FBOPFSp	4,200.00	
Nilgiri	FBOPFExSp	5,500.00	@
Morawakkorale	FBOPFExSp1	5,000.00	
OFF GRADES			
Alton	FGS/FGS1	980.00	
Wattegodde	FGS/FGS1	980.00	
Hingalgoda CTC	PF	1,650.00	
Magedara	BM	1,360.00	
Co-op Cola	BP	1,360.00	
Chandrika Estate	BP	1,220.00	
Wathurawila	BP	1,200.00	@
Chandrika Estate	BOP1A	1,400.00	

FUTURE SALES INFORMATION
SALE NO 46 OF 21ST / 22ND NOVEMBER 2023

EX-ESTATE	H/M-OFF GR & DUST	LEAFY/ SEMI LEAFY/ TIPPY/PREM & BOP1A
AS	Asia Siyaka Commodities PLC	Bartleet Produce Marketing (Pvt) Ltd
FW	Mercantile Produce Brokers (Pvt) Ltd	Ceylon Tea Brokers PLC
EB	Forbes & Walker Tea Brokers (Pvt) Ltd	Eastern Brokers Ltd
BC	Bartleet Produce Marketing (Pvt) Ltd	John Keells PLC
LC	Lanka Commodity Brokers	Asia Siyaka Commodities PLC
CTB	Ceylon Tea Brokers PLC	Lanka Commodity Brokers
MC	Eastern Brokers Ltd	Mercantile Produce Brokers (Pvt) Ltd
JK	John Keells PLC	Forbes & Walker Tea Brokers (Pvt) Ltd

Buyers Prompt: 28.11.2023

Sellers Prompt: 29.11.2023

AWAITING SALE - CATALOGUE DETAILS

	SALE OF 21ST / 22ND NOV 2023		SALE OF 28TH / 29TH NOV 2023	
	LOTS	QTY(KGS)	LOTS	QTY(KGS)
EX-ESTATE	631	650,989	621	646,511
HIGH AND MEDIUM	1,485	638,060	1,560	668,769
LOW GROWN (LEAFY)	1,851	697,325	2,005	741,797
LOW GROWN (SEMI LEAFY)	1,736	754,109	1,700	731,065
LOW GROWN (TIPPY)	1,689	788,728	1,740	790,828
OFF GRADES+BOP1A	2,245	1,130,147	2,128	1,071,559
DUSTS	560	518,878	518	449,964
PREMIUM FLOWERY	349	57,271	417	65,446
TOTAL	10,546	5,235,507	10,689	5,165,939
MAIN SALE & EX ESTATE CLOSED ON	02ND NOVEMBER 2023		09TH NOVEMBER 2023	

SALE NO. 48 – 05TH / 06TH DECEMBER 2023

Ex-Estate catalogue and Main Sale catalogues are scheduled to be closed on the 16th November 2023

SALE NO. 49 – 12TH / 13TH DECEMBER 2023

Ex-Estate catalogue and Main Sale catalogues are scheduled to be closed on the 23rd November 2023

SALE NO. 50 – 18TH / 19TH DECEMBER 2023

Ex-Estate catalogue and Main Sale catalogues are scheduled to be closed on the 30th November 2023

ELEVATION WISE – STATISTICS – COLOMBO AUCTION AVERAGES

Elevation	LAST WEEK	WEEK BEFORE	LAST YEAR	YEAR BEFORE
	(RS)	LAST	(RS)	(RS)
	Sale- 07.11.2023	Sale- 31.10.2023	Corres 2022	Corres 2021
Uva High	929.11	932.26	1163.22	558.83
Western High	995.02	991.96	1418.46	651.07
CTC High	967.64	963.50	1142.86	574.04
Total High Grown	975.45	972.12	1320.66	622.41
Uva Medium	966.41	999.48	1187.75	586.15
Western Medium	957.35	953.86	1087.37	533.63
CTC Medium	910.71	868.02	989.68	488.01
Total Medium Grown	960.62	969.00	1123.27	550.56
Orthodox Low	1182.92	1252.51	1454.88	648.29
CTC Low	1014.64	1019.92	886.10	492.26
Total Low Grown	1171.53	1237.78	1411.60	638.41
TOTAL	1099.80	1142.04	1346.18	620.90

Elevation	LAST WEEK	WEEK BEFORE	LAST YEAR	YEAR
	(\$)	LAST	(\$)	BEFORE
	Sale- 07.11.2023	Sale- 31.10.2023	Corres 2022	Corres 2021
Uva High	2.83	2.85	3.20	2.79
Western High	3.04	3.03	3.90	3.25
CTC High	2.95	2.94	3.14	2.87
Total High Grown	2.98	2.97	3.63	3.11
Uva Medium	2.95	3.05	3.27	2.93
Western Medium	2.92	2.91	2.99	2.66
CTC Medium	2.78	2.65	2.72	2.44
Total Medium Grown	2.93	2.96	3.09	2.75
Orthodox Low	3.61	3.83	4.00	3.24
CTC Low	3.10	3.12	2.44	2.46
Total Low Grown	3.57	3.78	3.88	3.19
Weekly Total (USD)	3.36	3.49	3.70	3.10
Exchange Rate (LKR)	327.74	327.38	363.50	200.31

Elevation	TODATE	TODATE	TODATE	TODATE	TODATE	TODATE
	2021	2022	2023	2021	2022	2023
	(RS)	(RS)	(RS)	(\$)	(\$)	(\$)
Uva High	548.34	1080.72	981.75	2.77	3.38	2.99
Western High	602.87	1090.07	1120.01	3.05	3.41	3.41
CTC High	532.18	965.84	999.81	2.69	3.02	3.04
Total High Grown	585.91	1086.85	1076.42	2.96	3.40	3.28
Uva Medium	566.20	1139.62	1026.26	2.86	3.56	3.12
Western Medium	534.99	955.24	986.58	2.70	2.99	3.00
CTC Medium	497.54	989.68	910.71	2.51	3.09	2.77
Total Medium Grown	544.66	1014.79	999.19	2.75	3.17	3.04
Orthodox Low	653.56	1356.81	1280.70	3.30	4.24	3.90
CTC Low	503.23	945.32	973.36	2.54	2.95	2.96
Total Low Grown	645.23	1328.54	1263.23	3.26	4.15	3.85
TOTAL	615.78	1226.21	1179.67	3.11	3.83	3.59
Cumulative Sale Averages – 1 USD= Rs. (Monthly Weighted Average)				197.92	320.01	328.53

(Source: MSL/ CBSL)

WORLD TEA PRODUCTION (IN MILLION KILOS)

Country	Month	Month		To-date		Diff (+/-)
		2022	2023	2022	2023	2022 vs 2023
Sri Lanka	Sep	21.2	18.7	192.8	193.2	0.4
Bangladesh	Aug	10.8	14.5	49.1	54.6	5.5
Malawi	Aug	1.99	0.88	35.7	32.7	-3
North India	Aug	171	158	653.9	645.7	-8.2
South India	Aug	14.5	19.9	153.6	155.5	1.9
Kenya	Jul	34	44.7	305.2	318.3	13.1

(Source: Africa Tea Brokers/National Brokers Ltd)

BANGLADESH AUCTION OF 13TH NOVEMBER 2023

CTC LEAF: 70,057 packages of tea on offer met with a fair demand generally at easier rates.

BROKENS: Large Brokens continued to be a difficult market owing to lack of demand and where sold registered a drop in price. Small Brokens met with a slightly better demand and were about steady. Plain types saw only a fair demand and prices eased further with more withdrawals. BLF teas met with some interest at around last levels and there were fair withdrawals.

FANNINGS: Good Fannings met with a better demand particularly for the bright liquoring types. Medium and other descriptions also met with a fair demand but eased following quality. There were fair withdrawals. BLF teas met with some interest at around last levels and there were fair withdrawals.

CTC DUST: 13,792 packages of tea on offer met with a fair demand. Good liquoring Dusts sold well with some withdrawals. Mediums were a fair market with Tk.5/- to Tk.8/- less than last levels. Plain and BLF Dusts were an easier market with some withdrawals. Blenders were fairly active whilst Loose tea buyers were very selective.

COMMENTS: There was a better tone in the market whereby a few teas were competed for and their values held firm particularly for the improved liquoring types. Other varieties met with a fair demand and dropped in price. Blenders were active with a little more support from the Loose tea buyers. Dusts were a fair market with some withdrawals.

(Courtesy - National Brokers Limited)

GUWAHATI AUCTION OF 14TH NOVEMBER 2023

The market opened to good demand for the good and best varieties so far at around last levels. Remainder yet to be seen. (JT running at 79.97%). HUL / Other major packeteers / Western India / Internal / Exporters operating.

(Courtesy - Associated Brokers Pvt Ltd, Guwahati)

MOMBASA /MALAWI /KOLKATA /JAKARTA AUCTION

The above market report details were not available at the time of printing of this publication.