



**Ceylon Tea
Brokers**

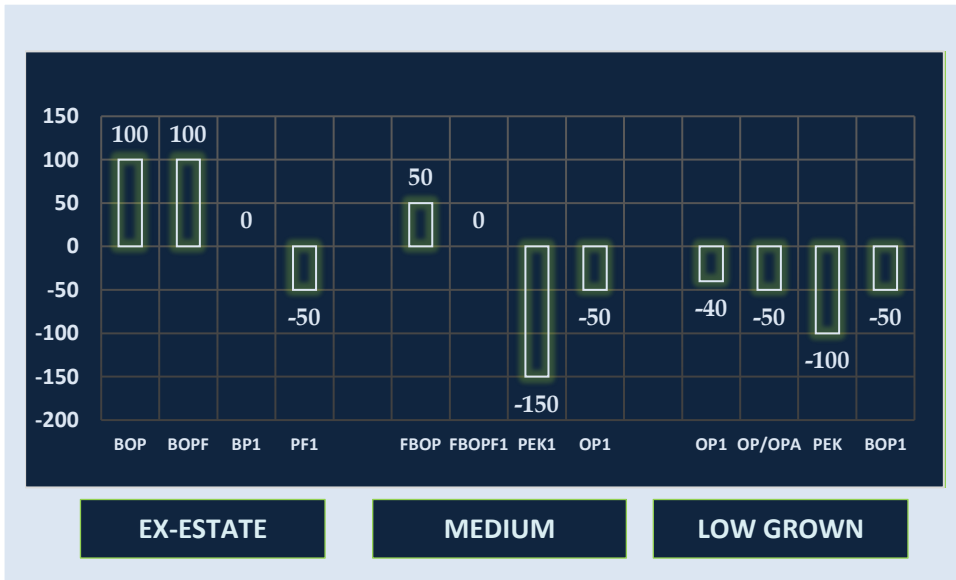


MARKET SNAPSHOT

SALE NO. 44 OF 07TH / 08TH NOVEMBER 2023

CEYLON TEA BROKERS PLC
Level 7, Millenium House, No.46/58, Nawam Mawatha, Colombo 2
Tel: 011-460777 Fax: 011-4607788
Email: general@ceylontebrokers.com
Web: www.ceylontebrokers.com

Ex-Estate met with improved demand whilst lower demand prevailed for low grown.



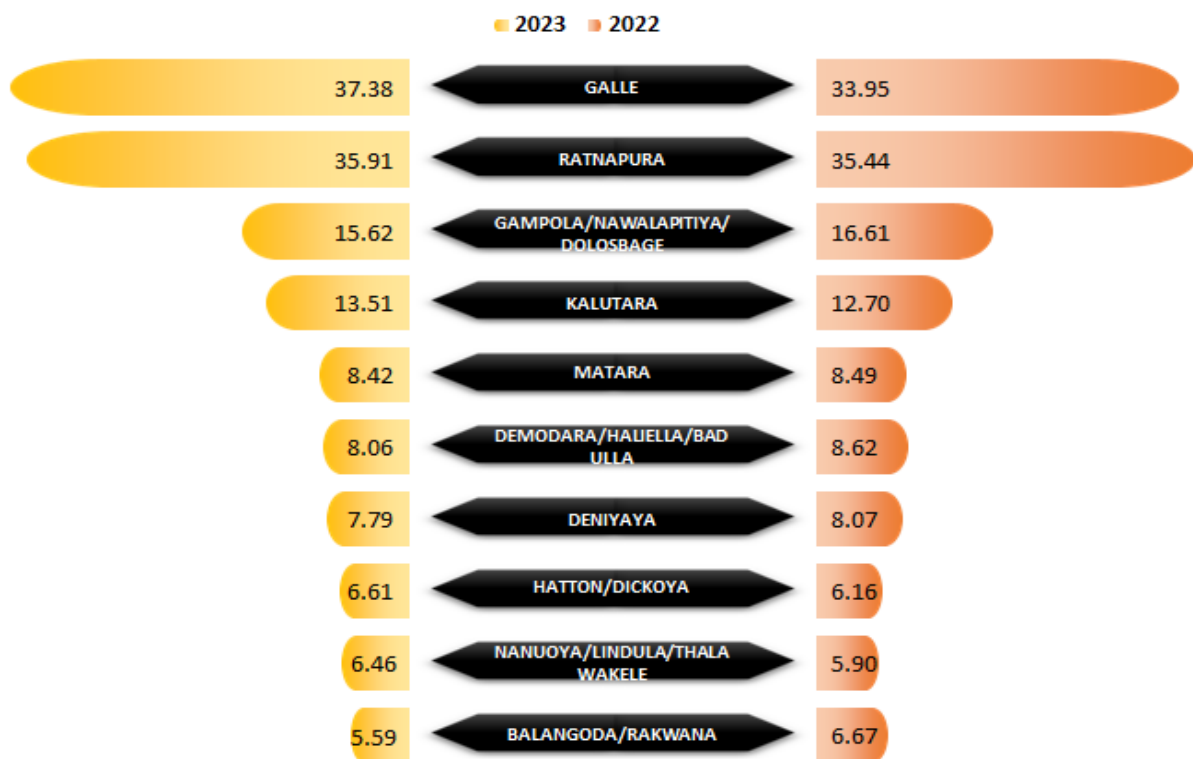
Currency - 08th Nov
LKR/USD 322.51

October
Rs. 1,128.14
USD \$ 3.47

Elevation Average

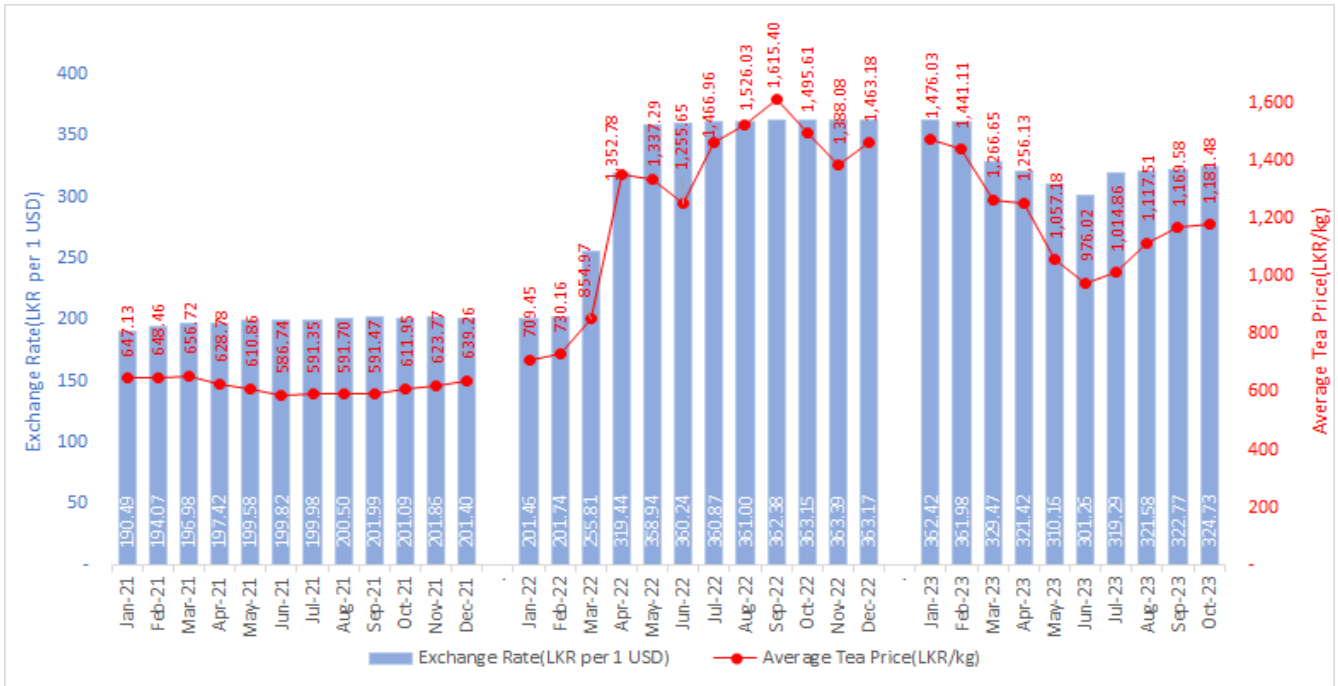
ELV	RS	USD
High	1,002.11	\$ 3.09
Medium	975.03	\$ 3.00
Low	1,219.10	\$ 3.75

TOP 10 AGRO CLIMATIC DISTRICTS ON TEA SOLD QUANTITY (IN MN KG)
YTD OCTOBER - 2023 VS 2022



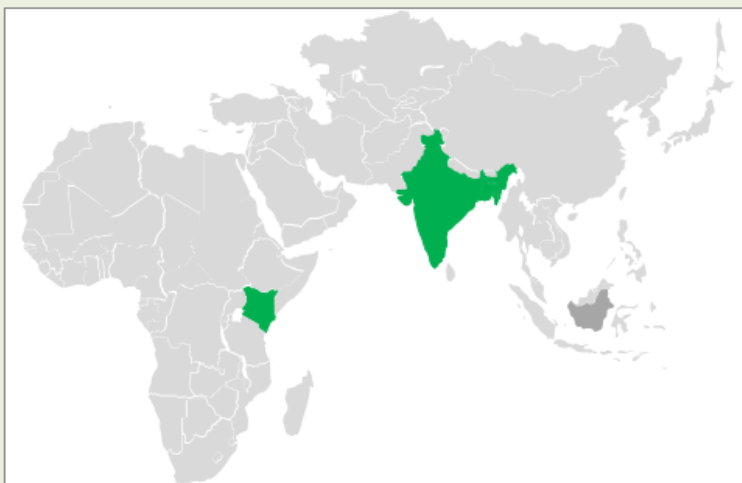
(Source: SSP)

MONTHLY SRI LANKAN AVERAGE TEA SOLD PRICE(LKR/KG) VS EXCHANGE RATE (LKR PER 1 USD) - 2021-2023



(Source: SSP, International Finance Statistics-Central Bank)

MARKET MOVEMENT AT INTERNATIONAL AUCTION CENTERS THIS WEEK



Kenya

Bangladesh

India

Indonesia market report details were not available at the time of printing this publication.

COMMENTS

Sale	Ex-Estate		Low Grown (Leafy/Tippy)		Total	
	Qty	Demand	Qty	Demand	Qty	Demand
44	0.67 MKGs	Improved	2.3 Mkgs	Lower	5.49 MKGs	Lower

WESTERN				
	SELECT BEST	BEST	BELOW BEST	PLAINER
BOP	↑ 100/-	↑ 100/-	↑ 50/-	↑ 70/-
BOPF	↑ 50/-	↑ 100/-	↑ 50/-	↑ 50/-

	NUWARA ELIYA	UDA PUSSELLAWA	UVA
BOP	N/A	N/A	↑ 100/-
BOPF	N/A	↓ 100/-	↓ 50/-

	HIGH	MEDIUM	LOW
BP1	Firm	Firm	↓ 50/-
PF1	Firm	Irregular	↓ 100/-

HIGH & MEDIUM				
	SELECT BEST	BEST	BELOW BEST	OTHERS
BOP1	↑ 50/-	Firm	Firm	Firm
OP1	↓ 50/-	↓ 50/-	Firm	Firm
FBOP	↑ 50/-	Firm	Firm	Firm
FBOPF1	Firm	↑ 20/-	Firm	Firm
PEK	↓ 150/-	↓ 200/-	↓ 100/-	↓ 50/-
PEK1	↓ 150/-	↓ 200/-	↓ 100/-	↓ 50/-
OP/OPA	↓ 50/-	↓ 50/-	Firm	Firm

LEAFY / SEMI LEAFY				
	SELECT BEST	BEST	BELOW BEST	OTHERS
OP1	↑ 100/-	Firm	↓ 40/-	↓ 40/-
BOP1	Firm	Firm	↓ 50/-	Firm
OP/OPA			↓ 50/-	
PEK			↓ 100/-	
PEK1			↓ 60/-	

SMALL LEAF / TIPPY				
FBOP	↓ 50/-	↓ 50/-	Firm	Firm
FBOP1	Firm	Firm	↓ 20/-	↓ 40/-
FBOPF1	Firm	Firm	↓ 40/-	Firm

PREMIUM FLOWERY		
	FBOPFEXSP	FBOPFSP
Select Best	↑ 200-400/-	↑ 300-500/-
Best	↑ 200/-	↑ 200-400/-
Below Best	↑ 100-200/-	Firm
Others	Firm	Firm



Crude Oil

As at 08th November 2023 – USD 80.94



Mombasa Auction

Demand: Good general demand

Sri Lanka Tea Sale Averages for the Month of October 2023 recorded Rs.1,128.14 (USD 3.47) vis-à-vis Rs.1,483.65 (USD 4.09) (-Rs.355.51) in 2022. High Growns for the month of October was Rs.1,002.11 as against Rs.1,452.21 (-Rs.450.10) in 2022. Medium Growns recorded Rs.975.03 vis-à-vis Rs.1,269.51 (-Rs.294.48) in 2022. Low Growns achieved Rs.1,219.10 vis-à-vis Rs.1,554.86 (-Rs.335.76) in 2022.

Cumulative figure for January / October stood at Rs.1,175.26 vis-à-vis Rs.1,204.01 in 2022. High Growns recorded Rs.1,078.09 as against Rs.1,053.56 in 2022. Medium Grown was Rs.1,014.56 vis-à-vis Rs.1,003.97 in 2022. Low Growns recorded Rs.1,256.17 vis-à-vis Rs.1,314.18 in 2022. High & Medium Growns recorded an increase in Rupee value whereas Low Growns witnessed a marginal decline. All three elevations recorded a declined in Dollar value.

The total CTC average for the month of October 2023 was Rs.939.86. CTC High Growns recorded Rs.944.11; CTC Medium Growns were at Rs.855.16 whilst Low Growns recorded Rs.995.37.

(Please refer page No.15 for more details)

CURRENCY BOARD – AS AT 08TH NOVEMBER 2023

	United States Dollars (USD)		European Community Euro (EUR)		United Kingdom pounds (GBP)	
	Corresponding		Corresponding		Corresponding	
	2023	2022	2023	2022	2023	2022
Sri Lankan Rupee	322.51	360.89	343.04	358.78	395.05	412.93

(Courtesy - Central Bank of Sri Lanka)

Indian Rupee	83.24	81.96	89.02	81.79	102.46	93.65
Kenyan Shilling	150.38	120.35	160.82	120.10	185.09	137.52
Bangladesh Taka	109.14	99.62	116.72	99.41	134.34	113.83
Indonesian Rupiah	15,622.60	15,665.20	16,707.00	15,632.70	19,229.10	17,899.90
Malawi Kwacha	1,112.42	1,007.77	1,189.64	1,005.68	1,369.22	1,151.53
Vietnam Dong	24,311.60	24,864.50	25,999.20	24,812.90	29,923.90	28,411.40

(Courtesy - Oanda Corporation)

SRI LANKA RUPEE AGAINST US DOLLAR

TIME PERIOD 02/11/2023 TO 08/11/2023 (SPOT / BUYING RATE)

02/11/2023	322.44	06/11/2023	323.95	08/11/2023	322.51
03/11/2023	323.66	07/11/2023	321.59		

(Courtesy - Central bank of Sri Lanka)

QUANTITY SOLD DURING THE PERIOD 30TH OCTOBER - 04TH NOVEMBER 2023

	2023		2022	
	WEEKLY	TODATE	WEEKLY	TODATE
PRIVATE SALES	101,542.00	4,392,340.66	72,890.65	3,555,238.78
PUBLIC AUCTION	4,504,247.00	205,686,386.50	4,527,276.00	206,974,358.00
FORWARD CONTRACTS	10,500.00	2,053,908.00	46,310.00	1,619,490.00
DIRECT SALES	-	-	-	-
TOTAL	4,616,289.00	212,132,635.16	4,646,476.65	212,149,086.78
BMF EXCLUDED FROM PRIVATE SALE	17,786.00	2,309,643.00	51,996.00	5,337,250.00

TEA
TECH
TIPS



In Rotorvane manufacture, it is important to maintain continuous barrel pressure to maximize rupturing of leaf cells and dhool production.

CROP AND WEATHER (FOR THE PERIOD 31ST OCTOBER – 06TH NOVEMBER 2023)





























The Western and Nuwara Eliya planting districts experienced bright mornings followed by rain in the evenings. The Department of Meteorology forecasts misty mornings and heavy showers in both regions.

The Uva/Udapussellawa's reported sunny mornings followed by evening showers. Misty mornings and heavy showers are to be expected in Uva.

The Low grown's experienced clear mornings followed by showers. Heavy rains are to be expected in Ruhuna and thunder showers are to be expected in Sabagamuwa.

The Western and Nuwara Eliya districts maintained their crop intakes whilst the Uva/Udapussellawa and Low grown regions recorded a decline.

WEATHER FORECAST (FOR THE PERIOD 09TH – 15TH NOVEMBER 2023)

	Thu (09/11)	Fri (10/11)	Sat (11/11)	Sun (12/11)	Mon (13/11)	Tue (14/11)	Wed (15/11)
Galle	31°/24°C 	31°/24° 	32°/24°C 	31°/24°C 	31°/24°C 	31°/24°C 	31°/24°C 
Matara	31°/23°C 	32°/23°C 	33°/24°C 	33°/24°C 	32°/23°C 	31°/24°C 	30°/26°C 
Ratnapura	31°/22°C 	31°/22°C 	33°/23°C 	31°/22°C 	31°/22°C 	32°/23°C 	30°/23°C 
Hatton/ Talawakelle	25°/18°C 	25°/18°C 	27°/19°C 	26°/17°C 	25°/18°C 	26°/17°C 	25°/19°C 

ORDER OF SALE THIS WEEK

EX EST	H/M-OFF GR & DUST	LEAFY/ SEMI LEAFY/ TIPPY/PREM & BOP1A
MC	Eastern Brokers Ltd	Bartleet Produce Marketing (Pvt) Ltd
JK	John Keells PLC	Forbes & Walker Tea Brokers (Pvt) Ltd
AS	Asia Siyaka Commodities PLC	Mercantile Produce Brokers (Pvt) Ltd
FW	Mercantile Produce Brokers (Pvt) Ltd	Lanka Commodity Brokers
EB	Forbes & Walker Tea Brokers (Pvt) Ltd	Eastern Brokers Ltd
BC	Bartleet Produce Marketing (Pvt) Ltd	Asia Siyaka Commodities PLC
LC	Lanka Commodity Brokers	John Keells PLC
CTB	Ceylon Tea Brokers PLC	Ceylon Tea Brokers PLC

CATALOGUE	LOTS	QTY (KGS)
EX-ESTATE	641	670,676.0
HIGH AND MEDIUM	1,579	680,967
LOW GROWN (LEAFY)	1,883	706,286
LOW GROWN (SEMI LEAFY)	1,736	793,283
LOW GROWN (TIPPY)	1,997	961,668
OFF GRADES + BOP1A	2,276	1,119,013
DUSTS	549	498,572
PREMIUM FLOWERY	350	58,251
TOTAL	11,011	5,488,716

HIGH GROWN TEAS

BOP Best Western's gained by Rs.100/- per kg. Below best were dearer by Rs.50/- per kg and at times more. Plainer types too gained by Rs.50-70/- per kg. Hardly any offerings from Nuwara Eliya & Uda Pussellawa's. Limited availability of Uva's appreciated by Rs.80-100/- per kg.

BOPF Best Western's gained by Rs.50-100/- per kg. Below best moved up by Rs.50/- per kg and at times more. Plainer types too gained by a similar margin. Hardly any offerings from Nuwara Eliya. Uda Pussellawa's were barely steady. Plainer Uva's declined by Rs.50/- per kg whilst balance were irregular.

MEDIUM GROWN TEAS

BOP1 Select best gained by Rs.50/- per kg whilst all others maintained.

OP1 Select best and best were lower by Rs.50/- per kg whilst all others were firm.

OP/OPA Select best and best were lower by Rs.50/- per kg whilst all others were remained unchanged.

PEKOE/PEKOE1 Select best were lower by Rs.150/- per kg. Best dropped by Rs.200/- per kg. Below best lost by Rs.100/- per kg whilst the others declined by Rs.50/- per kg.

FBOP/FBOPF1 **FBOP** – Select best gained by Rs.50/- per kg whilst all others maintained.
FBOPF1 – Select best were firm. Best appreciated by Rs.20/- per kg whilst all others maintained.

CTC

HIGH GROWN **BP1** – Remained unchanged.
PF1 – Irregular.

MEDIUM GROWN **BP1** – Maintained.
PF1 – Firm.

LOW GROWN **BP1** – Lower by Rs.50/- per kg.
PF1 – Dropped by Rs.100/- per kg.

QUOTATIONS-HIGH GROWNS	BOP		BOPF	
BEST WESTERNS	1220	1440	1240	1360
BELOW BEST WESTERNS	1000	1180	1100	1220
PLAINER WESTERNS	800	980	840	1040
NUWARA ELIYAS	N/A		1240	
UDAPUSSELLAWAS	750	900	750	980
BEST UVAS	940	1240	880	1040
OTHER UVAS	770	870	770	800
GOOD MEDIUMS	900	1500	N/A	
POOR MEDIUMS	750	900	750	880
QUOTATIONS – UNORTHODOX	BP1		PF1	
(CTC) CTC (High & Medium)	830	1040	800	1140
CTC (Low)	1000	1300	900	1700

LOW GROWN

BOP1	In general, declined.
OP1	Select best and best were firm to dearer whilst best and poorer sorts maintained.
OP	Select best were firm whilst best and below best declined. Poorer sorts maintained.
OPA	Select best were firm. Best and below best declined. Poorer sorts maintained.
PEKOE/PEKOE1	Select best together with full range of bold PEK's declined. Select best PEK1's together with best and below best were irregularly lower.
FBOP/FBOP1	Select best were lower, whilst best and below best were firm.
BOP	All-round maintained.
BOPF	All-round firm market.
FBOPF/FBOPF1	Select best FBOPF's were firm whilst all others remained unchanged. FBOPF1's in general firm.

QUOTATIONS	SELECT BEST	BEST	BELOW BEST	OTHER
BOP1	2,000-3950	1,700-1,900	1,000-1,200	850-1,000
OP1	3,300-4,800	2,200-3,200	1,250-2,000	900-1,000
OP	1,450-1,150	1,350-1,450	1,100-1,300	900-1,000
OPA	1,280-2,200	1,160-1,260	1,000-1,160	800-1,000
PEKOE	1,600-2,250	1,300-1,450	1,100-1,250	850-1,000
PEKOE1	1,700-2,450	1,500-1,650	1,200-1,450	1,000-1,100
FBOP1	1,400-1,800	920-1,200	700-860	Below 650
FBOP	1,600-2,700	1,200-1,500	900-1,100	Below 850
BOP	1,450-2,550	1,200-1,400	900-1,100	Below 880
BOPF	960-1,500	850-920	750-820	Below 720
FBOPF1	1,400- 1,850	1,200-1,350	900-1,100	Below 820
FBOPF	1,200-1,950	820-1,000	680-780	Below 600
FFSP/FFEXSP/FFEXSP1	2,600-4,650	1,700- 2,400	1,100-1,500	Below 1,050

OFF GRADES

FGS/FGS1 High grown maintained. Medium and low Grown held firm. CTC's were dearer by Rs.20-30/- per kg.

BM/BP **BM** – Best varieties eased by Rs.10-20/- per kg. Below best and bottom were lower by Rs. 20-30/- per kg as the sale progressed.

BP – In general maintained.

BOP1A Best varieties were firm to easier. Below Best were lower by Rs.20-30/- per kg, whilst teas at the lower end dropped by Rs.30-40/- per kg.

	HIGH		MEDIUM		LOW	
FNGS	540	940	610	830	530	860
P.FGS (CTC)	890		740	800	620	1,600
BP	610	960	590	1,000	600	1,300
BM	530	760	620	800	570	1,100
BOP1A	680	800	650	980	650	1420

DUST

DUST1 Best high grown were firm on last levels whilst below best were lower by Rs. 30-50/- per kg. CTC's declined by Rs. 30-50/- per kg. Best low grown lost by Rs. 20-40/- per kg. Below best low grown were irregularly lower.

DUST Clean Secondaries dropped by Rs. 40-60/- per kg and low grown firm to irregularly lower.

	HIGH		MEDIUM		LOW	
PRIMARY DUSTS	1,120	1,700	820	960	860	960
SECONDARY DUSTS	820	1,050	650	800	630	830
PDUST (CTC)	920	1,080	900	1120	1,100	1,380

TOP PRICES - SALE NO. 44 OF 07TH / 08TH NOVEMBER 2023

WESTERN MEDIUM			
Meezan	BOP	1,500.00	
Harangalla	BOP	1,500.00	
Hatale	BOPSp	1,400.00	
Orange Field	BOPF/BOPFSp	1,140.00	
Dartry Valley	BOP1	2,000.00	
Craighead	FBOP/FBOP1	1,900.00	
Craighead	FBOPF/FBOPF1	1,500.00	
Dartry Valley	FBOPF/FBOPF1	1,500.00	
Craighead	OP/OPA	1,380.00	
Dartry Valley	OP1	1,750.00	
Orange Field	PEK/PEK1	1,900.00	

WESTERN HIGH			
Great Western	BOP	1,440.00	
Somerset	BOPSp	1,240.00	
Wattegodde	BOPF/BOPFSp	1,360.00	
Inverness	BOP1	1,550.00	
Frotoft Super	FBOP/FBOP1	1,500.00	@
Glenloch	FBOPF/FBOPF1	1,360.00	
Venture	OP/OPA	1,420.00	
St Andrews	OP1	1,080.00	
Weddemulla	OP1	1,000.00	@
Bambrakelly	PEK/PEK1	1,550.00	

NUWARA ELIYA			
Lovers Leap	BOP	1,200.00	
Lovers Leap	BOPSp	780.00	
Lovers Leap	BOPF/BOPFSp	1,240.00	
Lovers Leap	FBOP/FBOP1	2,000.00	
Mahagastotte	OP/OPA	1,240.00	
Mahagastotte	PEK/PEK1	1,300.00	

UDA PUSSELLAWAS			
Mooloya	BOP	900.00	
Mooloya	BOPF/BOPFSp	980.00	
Delmar	BOP1	1,340.00	
Delmar	FBOP/FBOP1	1,400.00	
Gonapitiya	FBOP/FBOP1	1,280.00	@
Alma	FBOP/FBOP1	1,200.00	@
Alma	FBOPF/FBOPF1	1,320.00	@
Alma	OP/OPA	1,280.00	@
Gordon	OP1	960.00	
Alma	PEK/PEK1	1,800.00	@

UVA MEDIUM			
Demodera 'S'	BOP	1,380.00	
Demodera 'S'	BOPSp	1,380.00	
Dickwella	BOPF/BOPFSp	1,300.00	
Demodera 'S'	BOP1	1,850.00	
Sarnia Plaiderie	FBOP/FBOP1	1,500.00	
Shawlands	FBOPF/FBOPF1	1,400.00	
Wewesse	OP/OPA	1,380.00	
Tinioya	OP1	1,420.00	
Pinnawela	PEK/PEK1	1,900.00	
Tinioya	PEK/PEK1	1,900.00	

UVA HIGH			
Uvakellie	BOP	1,020.00	
Craig	BOPSp	1,400.00	
Nayabedde	BOPF/BOPFSp	890.00	
Glenanore	BOP1	1,750.00	
Aislaby	FBOP/FBOP1	1,650.00	
Glenanore	FBOPF/FBOPF1	1,380.00	
Oodoowerre	OP/OPA	1,280.00	
Glenanore	OP/OPA	1,280.00	
Glenanore	OP1	1,500.00	
Craig	PEK/PEK1	1,750.00	
Glenanore	PEK/PEK1	1,750.00	

UNORTHODOX HIGH			
Dunsinane CTC	PF1	1,140.00	
Dunsinane CTC	BP1	1,040.00	
Ulugedara CTC	BP1	880.00	@
Mount Vernon CTC	BPS	980.00	

UNORTHODOX MEDIUM			
New Peacock CTC	PF1	1,040.00	
Donside CTC	BP1	830.00	

UNORTHODOX LOW			
Hingalgoda CTC	PF1	1,700.00	
Ceciliyan CTC	BP1	1,300.00	

TOP PRICES - SALE NO. 44 OF 07TH / 08TH NOVEMBER 2023

LOW GROWN			
Sithaka	BOP1	3,950.00	
Sithaka	OP1	** 4,800.00	
Mulatiyana Hills	OP1	4,700.00	@
Nilgiri	OP	1,650.00	@
Liyonta	OPA	2,200.00	
Lumbini	PEK	2,250.00	
Liyonta	PEK	2,250.00	
Hidellana	PEK1	2,450.00	
Hidellana	BOP	2,550.00	
Golden Garden	BOP	2,500.00	@
Stream Line	BOPSp	2,000.00	
Sithaka	BOPF	1,500.00	
Wattahena	BOPFSp	1,600.00	
Golden Garden	BOPFSp	1,500.00	@
Sithaka	FBOP	2,700.00	
Wattahena	FBOP1	1,800.00	
Hidellana	FBOPF	1,950.00	
Nilwala	FBOPF	1,950.00	
Co-op Win	FBOPF	1,850.00	@
Ceyenta	FBOPF	1,800.00	@
Hadigalla	FBOPF	1,800.00	
Sithaka	FBOPF	1,800.00	
Karawita	FBOPF1	1,850.00	

DUSTS			
Mattakelle	DUST1	1,700.00	
Kalubowitiyana CTC	PD	1,380.00	
PREMIUM FLOWERY			
Garden Leaf	FBOPFSp	4,050.00	
Peak View Super	FBOPFSp	4,000.00	@
New Falcon Lanka	FBOPFSp	4,000.00	
Kendalanda	FBOPFExSp	4,650.00	
New Falcon Lanka	FBOPFExSp	4,000.00	
Lions	FBOPFExSp	3,550.00	@
Lions	FBOPFExSp1	3,850.00	@
OFF GRADES			
Holyrood	FGS/FGS1	940.00	
Hingalgoda CTC	PF	1,600.00	
Mount Vernon CTC	PF	890.00	
Aultmore CTC	PF	800.00	@
Canora CTC	PF	800.00	
Kurunduwatta	BM	1,100.00	
Allen Valley	BP	1,300.00	
Chandrika Estate	BOP1A	1,420.00	

FUTURE SALES INFORMATION
SALE NO 45 OF 14TH / 15TH NOVEMBER 2023

EX-ESTATE	H/M-OFF GR & DUST	LEAFY/ SEMI LEAFY/ TIPPY/PREM & BOP1A
JK	John Keells PLC	Forbes & Walker Tea Brokers (Pvt) Ltd
AS	Asia Siyaka Commodities PLC	Mercantile Produce Brokers (Pvt) Ltd
FW	Mercantile Produce Brokers (Pvt) Ltd	Lanka Commodity Brokers
EB	Forbes & Walker Tea Brokers (Pvt) Ltd	Asia Siyaka Commodities PLC
BC	Bartleet Produce Marketing (Pvt) Ltd	John Keells PLC
LC	Lanka Commodity Brokers	Eastern Brokers Ltd
CTB	Ceylon Tea Brokers PLC	Ceylon Tea Brokers PLC
MC	Eastern Brokers Ltd	Bartleet Produce Marketing (Pvt) Ltd

Buyers Prompt: 21.11.2023

Sellers Prompt: 22.11.2023

AWAITING SALE - CATALOGUE DETAILS

	SALE OF 14TH / 15TH NOV 2023		SALE OF 21ST / 22ND NOV 2023	
	LOTS	QTY(KGS)	LOTS	QTY(KGS)
EX-ESTATE	613	647,930	631	650,989
HIGH AND MEDIUM	1,464	630,243	1,485	638,060
LOW GROWN (LEAFY)	1,886	720,868	1,851	697,325
LOW GROWN (SEMI LEAFY)	1,670	748,470	1,736	754,109
LOW GROWN (TIPPY)	1,968	943,191	1,689	788,728
OFF GRADES+BOP1A	2,357	1,175,984	2,245	1,130,147
DUSTS	560	512,962	560	518,878
PREMIUM FLOWERY	348	56,494	349	57,271
TOTAL	10,866	5,436,142	10,546	5,235,507
MAIN SALE & EX ESTATE CLOSED ON	26TH OCTOBER 2023		02ND NOVEMBER 2023	

SALE NO. 47 – 28TH / 29TH NOVEMBER 2023

Ex-Estate catalogue and Main Sale catalogues are scheduled to be closed on the 09th November 2023

SALE NO. 48 – 05TH / 06TH DECEMBER 2023

Ex-Estate catalogue and Main Sale catalogues are scheduled to be closed on the 16th November 2023

SALE NO. 49 – 12TH / 13TH DECEMBER 2023

Ex-Estate catalogue and Main Sale catalogues are scheduled to be closed on the 23rd November 2023

ELEVATION WISE – STATISTICS – COLOMBO AUCTION AVERAGES

Elevation	LAST WEEK	WEEK BEFORE	LAST YEAR	YEAR BEFORE
	(RS)	LAST (RS)	(RS)	(RS)
	Sale- 31.10.2023	Sale- 24.10.2023	Corres 2022	Corres 2021
Uva High	932.26	937.43	1211.69	541.02
Western High	991.96	1021.88	1466.20	641.60
CTC High	982.99	975.75	1168.99	574.44
Total High Grown	972.12	995.81	1366.32	609.98
Uva Medium	999.48	1002.22	1177.83	553.00
Western Medium	953.86	937.46	1094.05	522.65
CTC Medium	868.02	860.31	1061.48	488.57
Total Medium Grown	969.00	959.73	1124.03	531.47
Orthodox Low	1252.51	1260.14	1435.62	633.69
CTC Low	1019.92	1073.32	1015.61	483.75
Total Low Grown	1237.78	1247.51	1408.99	624.13
TOTAL	1142.04	1142.85	1354.98	606.20

Elevation	LAST WEEK	WEEK BEFORE	LAST YEAR	YEAR
	(\\$)	LAST (\\$)	(\\$)	BEFORE (\\$)
	Sale- 31.10.2023	Sale- 24.10.2023	Corres 2022	Corres 2021
Uva High	2.85	2.88	3.34	2.68
Western High	3.03	3.14	4.04	3.18
CTC High	3.00	2.99	3.22	2.84
Total High Grown	2.97	3.06	3.76	3.02
Uva Medium	3.05	3.08	3.24	2.74
Western Medium	2.91	2.88	3.01	2.59
CTC Medium	2.65	2.64	2.92	2.42
Total Medium Grown	2.96	2.94	3.09	2.63
Orthodox Low	3.83	3.87	3.95	3.14
CTC Low	3.12	3.29	2.80	2.40
Total Low Grown	3.78	3.83	3.88	3.09
Weekly Total (USD)	3.49	3.51	3.73	3.00
Exchange Rate (LKR)	327.38	325.90	363.30	201.95

Elevation	TODATE	TODATE	TODATE	TODATE	TODATE	TODATE
	2021 (RS)	2022 (RS)	2023 (RS)	2021 (\\$)	2022 (\\$)	2023 (\\$)
Uva High	548.13	1078.86	982.75	2.78	3.42	2.99
Western High	601.89	1083.84	1122.61	3.05	3.44	3.42
CTC High	529.60	938.68	989.96	2.68	2.98	3.01
Total High Grown	585.17	1082.13	1078.46	2.96	3.43	3.28
Uva Medium	565.77	1138.46	1027.79	2.86	3.61	3.13
Western Medium	535.02	952.51	987.20	2.71	3.02	3.00
CTC Medium	497.71	811.64	915.84	2.52	2.57	2.79
Total Medium Grown	544.53	1012.42	1000.06	2.76	3.21	3.04
Orthodox Low	653.68	1354.58	1282.93	3.31	4.30	3.90
CTC Low	503.52	946.85	972.63	2.55	3.00	2.96
Total Low Grown	645.39	1326.65	1265.40	3.27	4.21	3.85
TOTAL	615.67	1223.55	1181.48	3.12	3.88	3.60
Cumulative Sale Averages – 1 USD= Rs. (Monthly Weighted Average)				197.51	315.37	328.56

(Source: MSL/ CBSL)

WORLD TEA PRODUCTION (IN MILLION KILOS)

Country	Month	Month		To-date		Diff (+/-)
		2022	2023	2022	2023	2022 vs 2023
Sri Lanka	Sep	21.2	18.7	192.8	193.2	0.4
Bangladesh	Aug	10.8	14.5	49.1	54.6	5.5
Malawi	Aug	1.99	0.88	35.7	32.7	-3
North India	Aug	171	158	653.9	645.7	-8.2
South India	Aug	14.5	19.9	153.6	155.5	1.9
Kenya	Jul	34	44.7	305.2	318.3	13.1

(Source: Africa Tea Brokers/National Brokers Ltd)

MOMBASA AUCTION OF 06TH/07TH NOVEMBER 2023

There was good general demand for the 247,249 packages (16,629,682.00 kilos) in the market with 44.51% remaining unsold.

Pakistan Packers, Afghanistan, Bazaar, Yemen and other Middle Eastern countries showed more activity with maintained interest from Egyptian Packers and UK. Kazakhstan, other CIS states and South Sudan lent more support with some interest from Iran. Local Packers reduced enquiry while Russia and Sudan were absent. Somalia maintained activity at the lower end of the market.

BP1: Best - Were irregular with some teas advancing by up to USC77 to USC41 below previous levels. Brighter - Appreciated by up to USC103 but some invoices lost up to USC35 following the downward adjustment of reserve prices on reoffered teas. Mediums - KTDA mediums were steady where sold with some teas easier by up to USC33 following the downward adjustment of reserve prices on reoffered teas. Plantation mediums were irregular and varied between firm to USC16 dearer to easier by up to USC14. Lower Medium - Irregular ranging between steady to mostly dearer by up to USC19 to easier by up to USC24. Plainer - Met improved interest and gained up to USC31.

PF1: Best - Were mostly dearer by up to USC16 with selected lines advancing by USC48 but some teas easier by up to USC10 and select invoices discounted by USC47 and USC61. Brighter - Firm to USC18 dearer to easier by up to USC20 following the downward adjustment of reserve prices on reoffered teas. Mediums - KTDA mediums were firm to USC5 above last prices and selected teas advanced by USC61 to easier by up to USC27 following the downward adjustment of reserve prices on reoffered teas. Plantation mediums varied between steady to USC11 dearer to USC10 below previous rates. Lower Medium - Saw improved but irregular interest with most teas advancing by up to USC22 while others shed up to USC9. Plainer - Were irregular varying between firm to USC11 dearer to easier by up to USC12.

DUST: Best - Ranged between firm to USC13 dearer to easier by up to USC69. Brighter - Appreciated by up to USC14 but a few lines eased by up to USC11 and others discounted by up to USC40 following the downward adjustment of reserve prices on reoffered teas. Mediums - KTDA mediums were mostly firm but a few invoices shed up to USC9 with plantation mediums steady to USC34 below previous prices. Lower Medium - Were irregular varying between firm to USC17 dearer to easier by up to USC30. Plainer - Met improved enquiry and gained up to USC28 for improved lines while others were firm to USC10 easier with select teas losing USC23.

DUST1: Best - Were steady to USC14 above last prices however, a few teas lost by up to USC47 following the downward adjustment of reserve prices on reoffered teas. Brighter - Advanced by up to USC14 to easier by up to USC40 following the downward adjustment of reserve prices on reoffered teas. Mediums - KTDA mediums ranged between mostly steady to dearer by up to USC11 to easier by up to USC12 for some teas while plantation mediums saw irregular interest with some lines appreciating by up to USC29 and a few losing up to USC20. Lower Medium - Varied between USC22 dearer to USC18 below previous prices. Plainer - Were irregular ranging between firm to USC20 dearer to easier by up to USC12.

SECONDARY GRADES (S1) In the Secondary Catalogues, BPs were about firm while PFs held value. Clean well sorted coloury Fannings were steady but some lines advanced while similar DUSTs gained. Other Fannings met irregular interest but on a balance firm while similar DUSTs tended dearer. BMFs were well absorbed.

(Courtesy - Africa Tea Brokers Limited)

BANGLADESH AUCTION OF 06TH NOVEMBER 2023

CTC LEAF: 72,918 packages of tea on offer met with only a fair demand at easier rates.

BROKENS: Large Brokens were again in less demand and where sold registered a further drop in line with quality. Small Brokens met with a fair interest but were a little easier. Plain varieties continued to decline further in prices with heavy withdrawals. BLF teas met with less interest at easier rates with more withdrawals.

FANNINGS: Good Fannings were in fairly good demand but prices were a little easier. Medium and other varieties witnessed only a fair demand with prices easing further particularly for the plainer teas. Withdrawals were heavy. BLF teas met with less interest at easier rates with more withdrawals.

CTC DUST: 12,765 packages of tea on offer met with quite a good demand. Good liquoring Dusts sold well at around last levels. Mediums tended easier by Tk.3/- to Tk.5/- with fair withdrawals. Plain and BLF Dusts were also an easier market with prices declining quite substantially with fair weight of teas remaining unsold. Blenders lent good support with fair interest from the Loose tea buyers.

COMMENTS: Market continued to be quite selective where only a few good liquoring varieties met with some competition but all others declined in value with more withdrawals. Blenders lent fairly good support with a little interest from the Loose tea buyers. Dusts sold well.

(Courtesy - National Brokers Limited)

KOLKATA AUCTION OF 07TH / 08TH NOVEMBER 2023

Good demand. Assams are barely steady to irregular around last. Dooars are selling at firm levels. W I - Operating. HUL - Operating . TCPL - Some enquiry . Exporters - Some enquiry. Local - Operating Based on CB / JT's (1st session) Catalogue .

(Courtesy - Associated Brokers Pvt. Ltd, Kolkata)

MALAWI AUCTION OF 08TH NOVEMBER 2023

There was less demand for the small quantity on offer of 1740 packages on offer.

BP1 - The single invoice on offer sold 5USC below valuation.

PF1 / PF1SC - Not supported.

PD - Only one invoice sold on last level but the rest were taken out without bids.

D1 - Firm on last.

Secondaries held firm on last to 4 USC easier.

(Courtesy - Tea Brokers Central Africa Limited)

GUWAHATI AUCTION OF 07TH NOVEMBER 2023

Less demand at irregular and easier levels witnessing a noticeable number of withdrawals. (ABL - 47.35 %. HUL / Western India / Internal / Exporters operating but selectively. TCPL silent so far.

(Courtesy - Associated Brokers Pvt Ltd, Guwahati)

JAKARTA AUCTION

The above market report details were not available at the time of printing of this publication.

Sri Lanka Tea Sale Averages - Sub Elevation Wise – Month of October 2023

(Excluding Black tea sales from refuse tea processing centres, Organic tea sales and Green tea sales)

Combined Averages (Orthodox & CTC)

ELEVATION	OCTOBER 2023	JANUARY TO OCTOBER - 2023
UVA HIGH	939.51	993.38
WESTERN HIGH	1,042.82	1,130.96
TOTAL HIGH GROWN	1,010.42	1,086.26
UVA MEDIUM	1,004.60	1,024.42
WESTERN MEDIUM	940.28	989.85
TOTAL MEDIUM GROWN	961.03	1,000.88
LOW GROWN	1,224.79	1,260.03
TOTAL	1,134.25	1,179.47

CTC Averages

ELEVATION	OCTOBER 2023	JANUARY TO OCTOBER - 2023
CTC HIGH	944.11	1,001.50
CTC MEDIUM	855.16	911.52
CTC LOW	995.37	969.46
CTC TOTAL	939.86	956.59

Orthodox Averages

ELEVATION	OCTOBER 2023	JANUARY TO OCTOBER - 2023
UVA HIGH	950.70	990.85
WESTERN HIGH	1,050.57	1,147.52
TOTAL HIGH GROWN	1,018.62	1,094.29
UVA MEDIUM	1,004.60	1,024.42
WESTERN MEDIUM	976.21	1,022.43
TOTAL MEDIUM GROWN	987.67	1,023.22
LOW GROWN	1,245.21	1,285.94
TOTAL	1,157.80	1,204.91

Sri Lanka Tea Sale Averages - Elevation Wise – Month of October 2023

(Including Black tea sales from refuse tea processing centres, Organic tea sales and green tea sales)

ELEVATION	OCTOBER				JANUARY TO OCTOBER			
	2023		2022		2023		2022	
	LKR	USD	LKR	USD	LKR	USD	LKR	USD
HIGH GROWN	1,002.11	3.09	1,452.21	4.00	1,078.09	3.29	1,053.56	3.35
MEDIUM GROWN	975.03	3.00	1,269.51	3.50	1,014.56	3.10	1,003.97	3.19
LOW GROWN	1,219.10	3.75	1,554.86	4.28	1,256.17	3.84	1,314.18	4.18
TOTAL	1,128.14	3.47	1,483.65	4.09	1,175.26	3.59	1,204.01	3.83

(Source: SLTB / CBSL)