



**Ceylon Tea
Brokers**

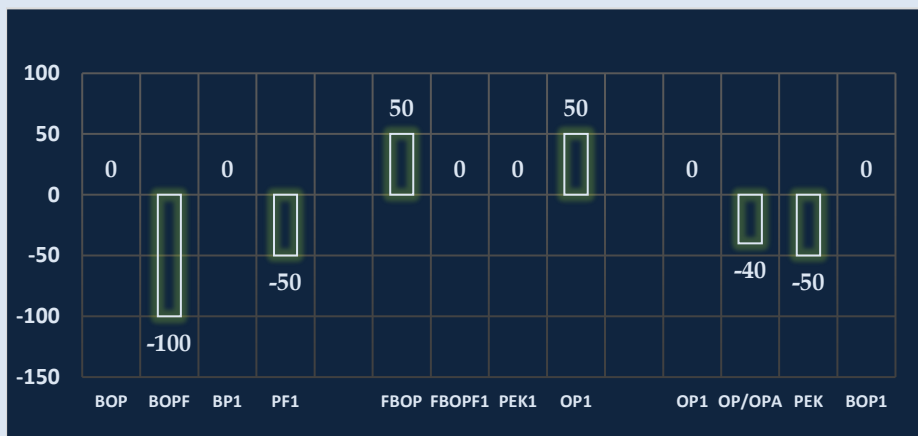


MARKET SNAPSHOT

SALE NO. 43 OF 31ST OCTOBER / 01ST NOVEMBER 2023

CEYLON TEA BROKERS PLC
Level 7, Millenium House, No.46/58, Nawam Mawatha, Colombo 2
Tel: 011-460777 Fax: 011-4607788
Email: general@ceylontebrokers.com
Web: www.ceylontebrokers.com

Met with lower demand all round.



EX-ESTATE

MEDIUM

LOW GROWN

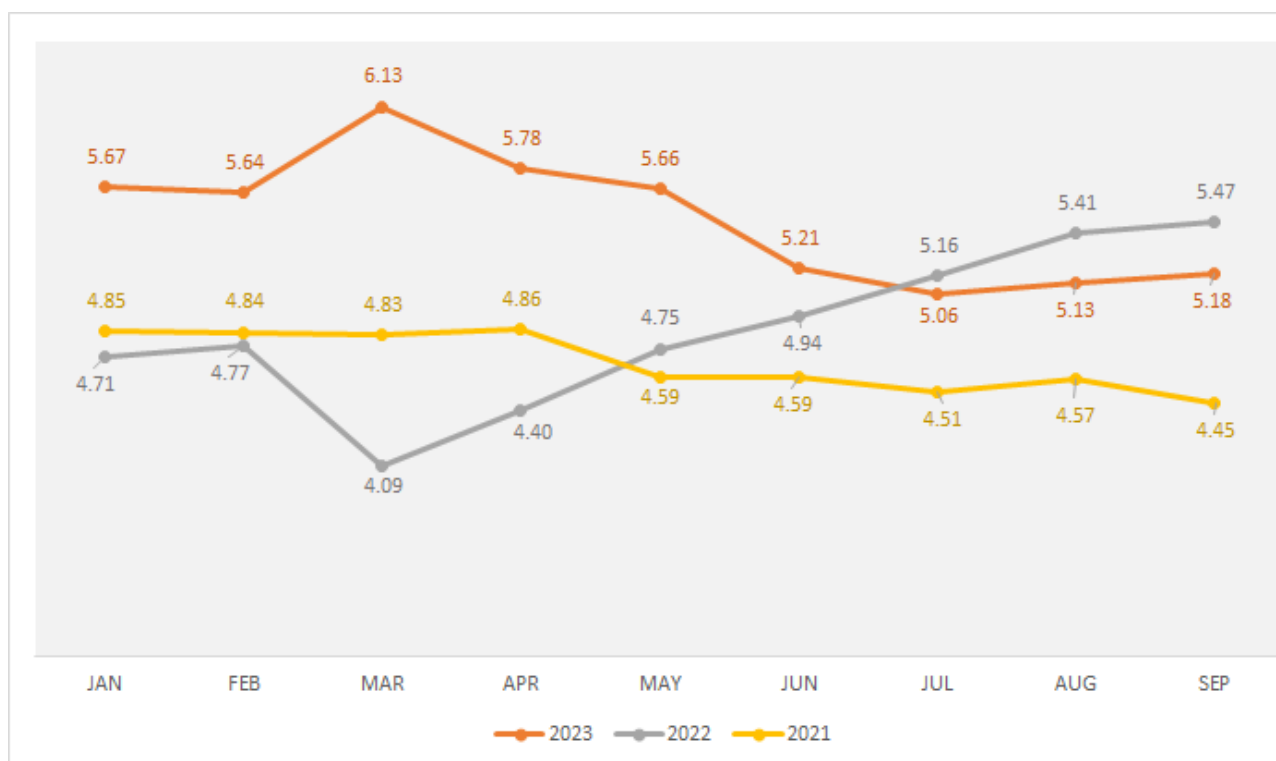
Currency - 01st Nov
LKR/USD 322.35

October (04th Sale)
Rs. 1,130.96
USD \$ 3.43

Elevation Average

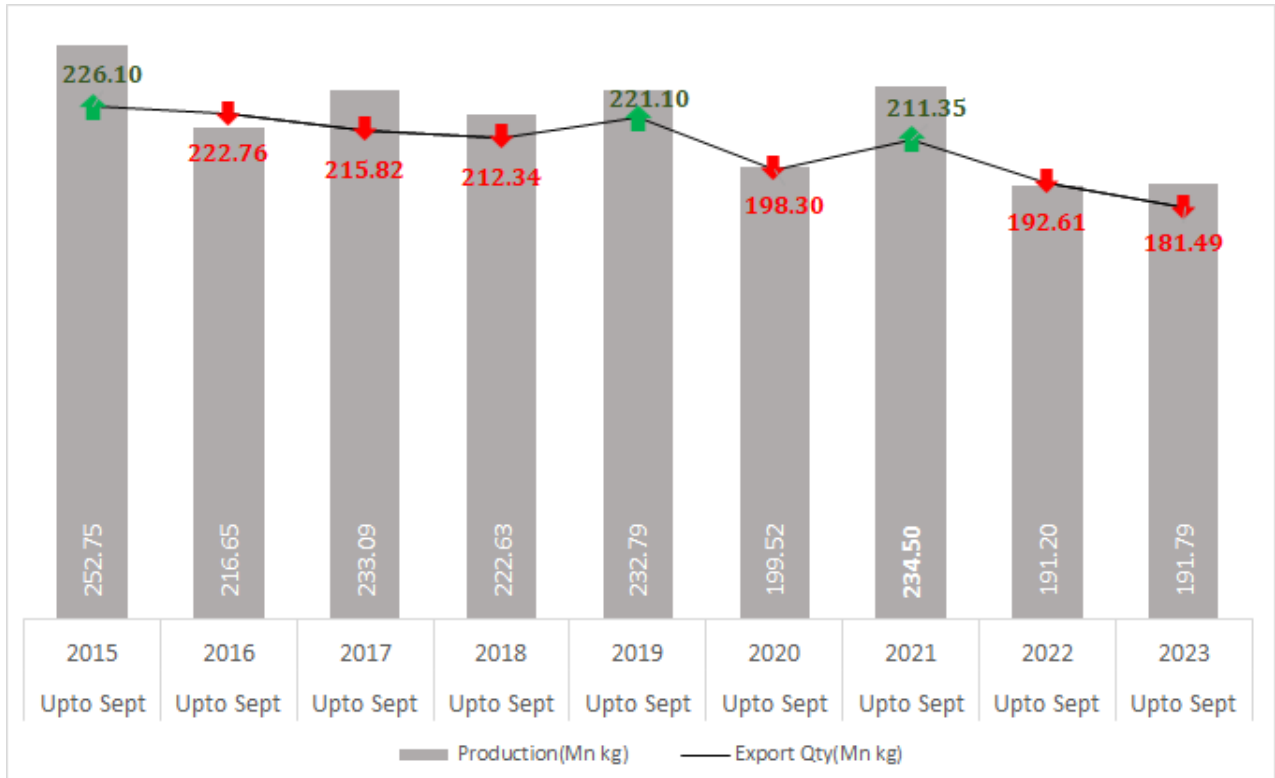
ELV	RS	USD
High	1,021.59	\$3.32
Medium	958.45	\$2.87
Low	1,218.60	\$3.65

MONTHLY COMPARISON OF FOB PRICE (IN USD/KG)
UPTO SEPTEMBER 2021-2023



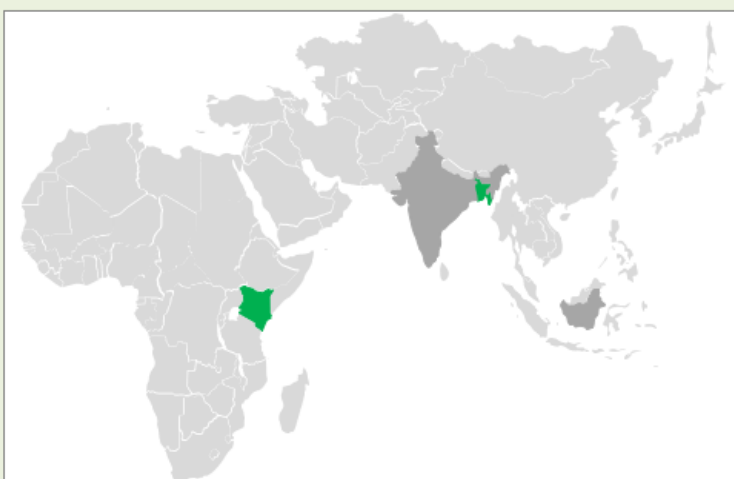
(Source: SL Customs - Statistical Division/CBSL, International Finance Statistics-Central Bank)

YEARLY SRI LANKAN TEA PRODUCTION VS EXPORTS QUANTITY (IN MN KG) YTD SEPTEMBER 2015-2023



Source: SLTB, SL Customs - Statistical Division/CBSL

MARKET MOVEMENT AT INTERNATIONAL AUCTION CENTERS THIS WEEK



Kenya



Bangladesh



India & Indonesia market report details were not available at the time of printing this publication.

COMMENTS

Sale	Ex-Estate		Low Grown (Leafy/Tippy)		Total	
	Qty	Demand	Qty	Demand	Qty	Demand
43	0.67 MKGs	Lower	2.3 Mkgs	Lower	5.3 MKGs	Lower

WESTERN				
	SELECT BEST	BEST	BELOW BEST	PLAINER
BOP	Firm	↑ 50/-	Firm	↑ 50/-
BOPF	↓ 50/-	Firm	↓ 100/-	↓ 100/-

	NUWARA ELIYA	UDA PUSSELLAWA	UVA
BOP	N/A	Firm	↑ 20/-
BOPF	N/A	Unsold	↑ 30/-

	HIGH	MEDIUM	LOW
BP1	Firm	↑ 20/-	Firm
PF1	↓ 30/-	↓ 20/-	Firm

HIGH & MEDIUM				
	SELECT BEST	BEST	BELOW BEST	OTHERS
BOP1	↑ 50/-	Firm	↓ 50/-	↓ 20/-
OP1	↑ 50/-	Firm	↓ 50/-	↓ 20/-
FBOP	↑ 50/-	↑ 50/-	Firm	Firm
FBOPF1	↓ 20/-	↓ 20/-	↓ 20/-	↓ 20/-
PEK	↓ 100/-	↓ 100/-	↓ 50/-	↓ 50/-
PEK1	Firm	Firm	↓ 50/-	↓ 50/-
OP/OPA	↓ 50/-	↓ 50/-	↑ 50/-	↑ 20/-

LEAFY / SEMI LEAFY				
	SELECT BEST	BEST	BELOW BEST	OTHERS
OP1	↑ 100/-	Firm	Firm	↓ 40/-
BOP1	Firm	Firm	Firm	↓ 50/-
OP/OPA			↓ 40/-	
PEK			↓ 50/-	
PEK1			↓ 30/-	

SMALL LEAF / TIPPY				
FBOP	↓ 100/-	Firm	↓ 20/-	↓ 40/-
FBOP1	↓ 40/-	↓ 20/-	Firm	↓ 20/-
FBOPF1	↓ 50/-	Firm	Firm	↓ 20/-

PREMIUM FLOWERY		
	FBOPFEXSP	FBOPFSP
Select Best	↑ 100-200/-	↑ 100/-
Best	↑ 100/-	↑ 40/-
Below Best	↑ 100/-	Firm
Others	↑ 40/-	Firm

**Crude Oil**

As at 01st November 2023 – USD 87.08

**Mombasa Auction****Demand:** Improved general demand.

CURRENCY BOARD – AS AT 01ST NOVEMBER 2023

	United States Dollars (USD)		European Community Euro (EUR)		United Kingdom pounds (GBP)	
	Corresponding		Corresponding		Corresponding	
	2023	2022	2023	2022	2023	2022
Sri Lankan Rupee	322.35	360.66	339.23	354.57	390.22	412.36

(Courtesy - Central Bank of Sri Lanka)

Indian Rupee	83.26	82.62	88.28	81.93	101.18	95.28
Kenyan Shilling	149.66	120.44	158.67	119.44	181.87	138.89
Bangladesh Taka	108.94	99.70	115.50	98.87	132.38	114.97
Indonesian Rupiah	15,871.50	15,605.30	16,827.10	15,475.10	19,287.30	17,995.50
Malawi Kwacha	1,132.88	1,021.23	1,201.09	1,012.72	1,376.69	1,177.65
Vietnam Dong	24,561.70	24,838.00	26,040.50	24,630.90	29,847.70	28,642.40

(Courtesy - Oanda Corporation)

SRI LANKA RUPEE AGAINST US DOLLAR

TIME PERIOD 26/10/2023 TO 01/11/2023 (SPOT / BUYING RATE)

26/10/2023	321.39	30/10/2023	321.71	01/11/2023	322.35
27/10/2023	321.55	31/10/2023	322.17		

(Courtesy - Central bank of Sri Lanka)

QUANTITY SOLD DURING THE PERIOD 23RD – 27TH OCTOBER 2023

	2023		2022	
	WEEKLY	TODATE	WEEKLY	TODATE
PRIVATE SALES	115,111.00	4,290,798.66	51,700.00	3,482,348.13
PUBLIC AUCTION	4,312,245.00	201,181,625.50	4,477,701.00	202,447,082.00
FORWARD CONTRACTS	13,500.00	2,043,408.00	35,300.00	1,573,180.00
DIRECT SALES	-	-	-	-
TOTAL	4,440,856.00	207,515,832.16	4,564,701.00	207,502,610.13
BMF EXCLUDED FROM PRIVATE SALE	80,419.00	2,291,857.00	78,753.00	5,285,254.00

TEA
TECH
TIPS



Try varying dhool thickness to change the character of the made tea.

CROP AND WEATHER (FOR THE PERIOD 24TH – 30TH OCTOBER 2023)

The Western and Nuwara Eliya planting districts experienced bright mornings followed by rain in the evenings. The Department of Meteorology forecasts heavy showers in both regions.

The Uva/Udapussellawa's reported sunny mornings followed by evening showers. Heavy showers are to be expected in the Uva/Udapussellawa regions.

The Low grown's experienced bright mornings with scattered evening showers. Heavy rains are to be expected in the Ruhuna and Sabaragamuwa districts.

The Western and Nuwara Eliya districts maintained their crop intakes whilst the Uva/Udapussellawa and Low grown's recorded an increase.

WEATHER FORECAST (FOR THE PERIOD 02ND – 08TH NOVEMBER 2023)

	Thu (02/11)	Fri (03/11)	Sat (04/11)	Sun (05/11)	Mon (06/11)	Tue (07/11)	Wed (08/11)
Galle	31°/25°C 	30°/25° 	30°/25°C 	30°/24°C 	31°/24°C 	31°/24°C 	31°/24°C
Matara	33°/23°C 	31°/24°C 	31°/23°C 	32°/23°C 	32°/25°C 	31°/25°C 	30°/25°C
Ratnapura	32°/22°C 	31°/22°C 	29°/22°C 	30°/22°C 	32°/23°C 	31°/23°C 	30°/24°C
Hatton/ Talawakelle	26°/17°C 	25°/18°C 	24°/17°C 	25°/18°C 	27°/17°C 	26°/18°C 	24°/19°C

ORDER OF SALE THIS WEEK

EX EST	H/M-OFF GR & DUST	LEAFY/ SEMI LEAFY/ TIPPY/PREM & BOP1A
CTB	Ceylon Tea Brokers PLC	Ceylon Tea Brokers PLC
MC	Eastern Brokers Ltd	Bartleet Produce Marketing (Pvt) Ltd
JK	John Keells PLC	Forbes & Walker Tea Brokers (Pvt) Ltd
AS	Asia Siyaka Commodities PLC	Eastern Brokers Ltd
FW	Mercantile Produce Brokers (Pvt) Ltd	Mercantile Produce Brokers (Pvt) Ltd
EB	Forbes & Walker Tea Brokers (Pvt) Ltd	Lanka Commodity Brokers
BC	Bartleet Produce Marketing (Pvt) Ltd	Asia Siyaka Commodities PLC
LC	Lanka Commodity Brokers	John Keells PLC

CATALOGUE	LOTS	QTY (KGS)
EX-ESTATE	636	672,798
HIGH AND MEDIUM	1,628	692,740
LOW GROWN (LEAFY)	1,817	660,569
LOW GROWN (SEMI LEAFY)	1,740	792,530
LOW GROWN (TIPPY)	1,882	898,433
OFF GRADES + BOP1A	2,097	1,048,958
DUSTS	527	484,950
PREMIUM FLOWERY	402	65,149
TOTAL	10,729	5,316,127

HIGH GROWN TEAS

BOP Best Western's few selected invoices were firm to dearer by Rs.50/- per kg, whilst the others mostly remained unsold. Below best were firm. Plainer types were firm to Rs.50/- per kg dearer. Hardly any offerings from Nuwara Eliya. Uda Pussellawa's sold around last. Uva's appreciated by Rs.20-30/- per kg.

BOPF Best Western's few invoices were sold around last whilst balance were unsold. Majority of Below best types were unsold due to lack of suitable bids. Plainer types eased by Rs.50/-100- per kg and more. Hardly any offerings from Nuwara Eliya. Uda Pussellawa's were mostly unsold. Improved demand for Uva's prices gaining up to Rs.30/- per kg.

MEDIUM GROWN TEAS

BOP1 Select best gained by Rs.50/- per kg. Best held firm. Below best lower by Rs. 50/- per kg and others dropped by Rs. 20/- per kg.

OP1 Select best were dearer by Rs.50/- per kg. Best remained unchanged. Below best were easier by Rs.50/- per kg whilst others lost by Rs. 20/- per kg.

OP/OPA Select best and best were lower by Rs.50/- per kg. Below best were dearer by Rs.50/- per kg. Others gained by Rs.20/- per kg.

PEKOE/PEKOE1 **PEK** – Select best and best were lower by Rs.100/- per kg whilst all others were easier by Rs.50/- per kg.

PEK1 – Select best and best were firm whilst all others dropped by Rs.50/- per kg.

FBOP/FBOPF1 **FBOP** – Select best and best appreciated by Rs.50/- per kg whilst all others maintained.

FBOPF1 – In general, lower by Rs.50/- per kg.

CTC

HIGH GROWN **BP1** – Remained unchanged.

PF1 – Lower by Rs.30/- per kg.

MEDIUM GROWN **BP1** – Gained by Rs.50/- per kg.

PF1 – Dropped by Rs.20/- per kg.

LOW GROWN **BP1** – Firm.

PF1 – Maintained.

QUOTATIONS-HIGH GROWNS	BOP		BOPF	
BEST WESTERNS	1100	1480	1180	1320
BELOW BEST WESTERNS	900	1080	920	1160
PLAINER WESTERNS	800	890	790	900
NUWARA ELIYAS	N/A		1120	
UDAPUSSELLAWAS	740	840	N/A	
BEST UVAS	840	1140	900	1020
OTHER UVAS	730	820	760	880
GOOD MEDIUMS	900	1700	N/A	
POOR MEDIUMS	730	890	770	850
QUOTATIONS – UNORTHODOX	BP1		PF1	
(CTC) CTC (High & Medium)	810	1140	760	1140
CTC (Low)	900	1320	860	1750

LOW GROWN

BOP1	Select best firm to dearer, best were firm whilst below best and poorer sorts declined.
OP1	Select best and best were firm to dearer whilst best and poorer sorts declined.
OP	Select best and best fully firm whilst below best and poorer sorts irregularly lower.
OPA	Select best were firm. Best and below best were irregularly lower. Poorer sorts maintained.
PEKOE/PEKOE1	Select best together with full range of bold PEK's declined. Select best PEK1's together with best and below best were firm.
FBOP/FBOP1	Select best were firm to dearer, whilst best and below best were barely steady.
BOP	All-round firm market.
BOPF	All-round lower market.
FBOPF/FBOPF1	Select best and best FBOPF's were lower whilst others were barely steady. Select best and best FBOPF1's were firm, others were dearer.

QUOTATIONS	SELECT BEST	BEST	BELOW BEST	OTHER
BOP1	2,200-4,600	1,700-2,000	1,000-1,200	850-1,000
OP1	3,500-4,550	2,500-3,200	1,300-2,000	900-1,000
OP	1,500-1,600	1,350-1,500	1,100-1,300	900-1,000
OPA	1,300-2,200	1,160-1,300	1,000-1,160	800-1,000
PEKOE	1,750-2,100	1,350-1,600	1,100-1,300	850-1,000
PEKOE1	1,800-2,450	1,550-1,750	1,250-1,500	1,000-1,100
FBOP1	1,400-2,000	920-1,200	700-860	Below 650
FBOP	1,600-2,750	1,200-1,500	900-1,100	Below 850
BOP	1,450-2,500	1,200-1,400	900-1,100	Below 880
BOPF	960-1,750	850-920	750-820	Below 720
FBOPF1	1,400- 1,750	1,200-1,350	900-1,100	Below 820
FBOPF	1,150-1,750	780-980	680-750	Below 600
FFSP/FFEXSP/FFEXSP1	2,400-4,000	1,700- 2,350	1,100-1,500	Below 1,050

OFF GRADES

FGS/FGS1 High grows maintained. Cleaner medium and low Grows gained by Rs.10-20/- per kg whilst others held firm. CTC's were lower by Rs.20-30/- per kg.

BM/BP **BM** – Best varieties appreciated by Rs.10-20/- per kg. Below best and bottom were firm yet eased as the sale progressed.

BP – Dearer by Rs.20-30/- per kg.

BOP1A Best varieties were firm to easier by Rs.20-30/- per kg. Below Best and teas at the lower end were firm to dearer by Rs.10-20/- per kg.

	HIGH		MEDIUM		LOW	
FNGS	580	920	580	850	540	890
P.FGS (CTC)	700	840	660	760	600	1,550
BP	600	1,020	630	1,100	650	1,180
BM	620	770	570	790	570	1,420
BOP1A	690	820	680	980	660	1,500

DUST

DUST1 Best and below best were lower by Rs. 60-80/- per kg and more towards the end. CTC's were firm. Best and below best low grows remained unchanged.

DUST Clean Secondaries lost by Rs.20-40/- per kg. Low grows were firm.

	HIGH		MEDIUM		LOW	
PRIMARY DUSTS	1,140	1,650	840	1,060	880	1,120
SECONDARY DUSTS	820	1,050	650	800	630	830
PDUST (CTC)	960	1,140	900	1,140	1,100	1,380

TOP PRICES - SALE NO. 43 OF 31ST OCTOBER / 01ST NOVEMBER 2023

WESTERN MEDIUM			
Hatale	BOP	1,700.00	
Uplands	BOPSp	1,260.00	
Dartry Valley	BOPF/BOPFSp	1,380.00	
Dartry Valley	BOP1	2,100.00	
Hatale	FBOP/FBOP1	1,900.00	
Hatale	FBOPF/FBOPF1	1,650.00	
Randenigala Super	OP/OPA	1,280.00	
Uplands	OP/OPA	1,280.00	
Dartry Valley	OP/OPA	1,280.00	
Craighead	OP1	1,650.00	
Wattehena	PEK	1,750.00	@
Dartry Valley	PEK1	2,000.00	
Galgewatta	PEK1	2,000.00	
WESTERN HIGH			
Alton	BOP	1,480.00	
Mattakelle	BOPSp	1,240.00	
Somerset	BOPF/BOPFSp	1,320.00	
Bambrakelly	BOP1	1,460.00	
Inverness	FBOP/FBOP1	1,440.00	
St Andrews	FBOPF/FBOPF1	1,360.00	
Weddemulla	FBOPF/FBOPF1	1,300.00	@
Weddemulla	OP/OPA	1,200.00	@
Torrington	OP/OPA	1,200.00	
Bambrakelly	OP/OPA	1,200.00	
Inverness	OP1	1,500.00	
Bogahawatte	PEK	1,700.00	@
Frotoft Super	PEK1	1,850.00	@
Weddemulla	PEK1	1,850.00	@
NUWARA ELIYA			
Lovers Leap	BOP	1,180.00	
Lovers Leap	BOPSp	800.00	
Lovers Leap	BOPF/BOPFSp	1,120.00	
Lovers Leap	FBOP/FBOP1	1,800.00	
Court Lodge	OP/OPA	1,240.00	
Court Lodge	PEK/PEK1	1,380.00	
UDA PUSSELLAWAS			
Mooloya	BOP	840.00	
Ragalla	BOP	840.00	
Delmar	BOPF/BOPFSp	750.00	
Blairlomond	BOP1	1,160.00	
Blairlomond	FBOP/FBOP1	1,300.00	
Alma	FBOPF/FBOPF1	1,380.00	@
Gonapitiya	FBOPF/FBOPF1	1,360.00	@
Alma	OP/OPA	1,240.00	@
Gordon	OP1	1,300.00	

CONT... UDA PUSSELLAWAS			
Alma	PEK	1,600.00	@
Alma	PEK1	2,000.00	@
UVA MEDIUM			
Halpewatta Uva	BOP	1,550.00	
Demodera 'S'	BOPSp	1,420.00	
El Teb	BOPF/BOPFSp	1,020.00	
Demodera 'S'	BOP1	1,900.00	
Halpewatta Uva	FBOP/FBOP1	1,650.00	
Shawlands	FBOPF/FBOPF1	1,420.00	
Demodera 'S'	FBOPF/FBOPF1	1,420.00	
Shawlands	OP/OPA	1,480.00	
Telbedde	OP1	1,600.00	
Misty-Uva	PEK/PEK1	1,900.00	
Telbedde	PEK/PEK1	1,900.00	
UVA HIGH			
Pitaratmalie	BOP	960.00	
Aislaby	BOPSp	1,360.00	
Spring Valley	BOPF/BOPFSp	1,420.00	
Craig	BOP1	1,600.00	
Glenanore	FBOP/FBOP1	1,460.00	
Gonamotawa	FBOP/FBOP1	1,460.00	
Ranaya	FBOPF/FBOPF1	1,400.00	@
Craig	FBOPF/FBOPF1	1,400.00	
Spring Valley	OP/OPA	1,200.00	
Mount Uva	OP/OPA	1,180.00	@
Ellathota Uva	OP/OPA	1,180.00	@
Ranaya	OP/OPA	1,180.00	@
Uvakellie	OP/OPA	1,180.00	
Gonamotawa	OP1	1,460.00	
Ranaya	PEK/PEK1	1,900.00	@
UNORTHODOX HIGH			
Dunsinane CTC	PF1	1,140.00	
Dunsinane CTC	BP1	1,140.00	
Dunsinane CTC	BPS	1,000.00	
UNORTHODOX MEDIUM			
New Peacock CTC	PF1	1,060.00	
Delta CTC	BP1	980.00	
Donside CTC	BPS	850.00	
UNORTHODOX LOW			
Hingalgoda CTC	PF1	1,750.00	
Ceciliyan CTC	BP1	1,320.00	
Ross Feld CTC	BPS	900.00	

TOP PRICES - SALE NO. 43 OF 31ST OCTOBER / 01ST NOVEMBER 2023

LOW GROWN				DUSTS			
New Vithanakande	BOP1	**4,600.00		Mattakelle	DUST1	1,650.00	
Pothotuwa	BOP1	4,100.00		Hingalgoda CTC	PD	1,380.00	
Sithaka	BOP1	4,100.00					
Mulatiyana Hills	BOP1	3,650.00	@	PREMIUM FLOWERY			
Kolonna Super	BOP1	3,650.00		New Deniyaya	FBOPFSp	3,950.00	
Lumbini	OP1	**4,550.00		Sithaka	FBOPFExSp	3,950.00	
Lickra	OP	1,600.00	@	New Falcon Lanka	FBOPFExSp	3,650.00	
Nilgiri	OP	1,550.00	@	Lions	FBOPFExSp	3,600.00	@
A C U Super	OP	1,550.00	@	Danawala	FBOPFExSp1	4,000.00	
Miriswatta	OP	1,550.00					
Rotumba	OP	1,550.00		OFF GRADES			
Golden Garden	OP	1,500.00	@	Holyrood	FGS/FGS1	920.00	
Nilrich	OP	1,500.00	@	Agra Ouvah	FGS/FGS1	920.00	
Suwishka	OP	1,500.00	@	Hingalgoda CTC	PF	1,550.00	
Himara	OP	1,500.00	@	Rumassala Hills	BM	1,420.00	@
Dampahala	OP	1,500.00		Arbour Valley	BP	1,180.00	
Brombil	OP	1,500.00		Chandrika Estate	BOP1A	1,500.00	
Captain Garden	OP	1,500.00		Aldora	BOP1A	1,500.00	
Sunrise	OP	1,500.00					
Green Lanka	OPA	2,200.00					
Golden Garden	PEK	2,100.00					
New Hopewell	PEK	2,100.00					
Green House	PEK	2,100.00					
Peak View Super	PEK1	2,450.00	@				
Lions	PEK1	2,350.00	@				
Wathurawila	PEK1	2,300.00	@				
Rajjuruwatta Super	BOP	2,500.00	@				
Golden Garden	BOP	2,500.00	@				
Brombil	BOP	2,350.00	@				
Stream Line	BOPSp	2,050.00					
Hidellana	BOPF	1,750.00					
Golden Garden	BOPFSp	1,550.00	@				
Stream Line	BOPFSp	1,460.00					
Talangaha	BOPFSp	1,400.00	@				
Mahaliyadda	BOPFSp	1,400.00					
Sithaka	FBOP	2,750.00					
Sithaka	FBOP	2,400.00					
A C U Super	FBOP	2,350.00	@				
Gangaboda	FBOP1	2,000.00	@				
New Vithanakande	FBOP1	1,800.00					
Lumbini	FBOP1	1,750.00	@				
Sithaka	FBOPF	1,750.00					
Katanwila	FBOPF	1,750.00					
Adams View	FBOPF1	1,750.00					
Sachitha	FBOPF1	1,750.00					

FUTURE SALES INFORMATION
SALE NO 44 OF 07TH / 08TH NOVEMBER 2023

EX-ESTATE	H/M-OFF GR & DUST	LEAFY/ SEMI LEAFY/ TIPPY/PREM & BOP1A
MC	Eastern Brokers Ltd	Bartleet Produce Marketing (Pvt) Ltd
JK	John Keells PLC	Forbes & Walker Tea Brokers (Pvt) Ltd
AS	Asia Siyaka Commodities PLC	Mercantile Produce Brokers (Pvt) Ltd
FW	Mercantile Produce Brokers (Pvt) Ltd	Lanka Commodity Brokers
EB	Forbes & Walker Tea Brokers (Pvt) Ltd	Eastern Brokers Ltd
BC	Bartleet Produce Marketing (Pvt) Ltd	Asia Siyaka Commodities PLC
LC	Lanka Commodity Brokers	John Keells PLC
CTB	Ceylon Tea Brokers PLC	Ceylon Tea Brokers PLC

Buyers Prompt: 14.11.2023

Sellers Prompt: 15.11.2023

AWAITING SALE - CATALOGUE DETAILS

	SALE OF 07TH / 08TH NOV 2023		SALE OF 14TH / 15TH NOV 2023	
	LOTS	QTY(KGS)	LOTS	QTY(KGS)
EX-ESTATE	641	670,676.0	613	647,930
HIGH AND MEDIUM	1,579	680,967	1464	630243
LOW GROWN (LEAFY)	1,883	706,286	1886	720868
LOW GROWN (SEMI LEAFY)	1,736	793,283	1670	748470
LOW GROWN (TIPPY)	1,997	961,668	1968	943191
OFF GRADES+BOP1A	2,276	1,119,013	2357	1175984
DUSTS	549	498,572	560	512962
PREMIUM FLOWERY	350	58,251	348	56494
TOTAL	11,011	5,488,716	10,866	5,436,142
MAIN SALE & EX ESTATE CLOSED ON	19TH OCTOBER 2023		26TH OCTOBER 2023	

SALE NO. 46 – 21ST / 22ND NOVEMBER 2023

Ex-Estate catalogue and Main Sale catalogues are scheduled to be closed on the 02nd November 2023

SALE NO. 47 – 28TH / 29TH NOVEMBER 2023

Ex-Estate catalogue and Main Sale catalogues are scheduled to be closed on the 09th November 2023

SALE NO. 48 – 05TH / 06TH DECEMBER 2023

Ex-Estate catalogue and Main Sale catalogues are scheduled to be closed on the 16th November 2023

ELEVATION WISE – STATISTICS – COLOMBO AUCTION AVERAGES

Elevation	LAST WEEK	WEEK BEFORE	LAST YEAR	YEAR BEFORE
	(RS)	LAST (RS)	(RS)	(RS)
	Sale- 24.10.2023	Sale- 17.10.2023	Corres 2022	Corres 2021
Uva High	937.43	924.16	1268.70	552.17
Western High	1021.88	1071.14	1527.78	645.77
CTC High	975.75	1026.85	1321.10	581.58
Total High Grown	995.81	1025.51	1429.52	614.01
Uva Medium	1002.22	994.41	1256.91	567.41
Western Medium	937.46	926.14	1168.31	531.03
CTC Medium	860.31	858.75	1102.32	486.21
Total Medium Grown	959.73	949.06	1201.17	541.95
Orthodox Low	1260.14	1239.07	1543.79	657.23
CTC Low	1073.32	999.59	1110.73	489.17
Total Low Grown	1247.51	1221.65	1516.60	645.92
TOTAL	1142.85	1133.06	1440.38	622.01

Elevation	LAST WEEK	WEEK BEFORE	LAST YEAR	YEAR
	(US\$)	LAST (US\$)	(US\$)	BEFORE (US\$)
	Sale- 24.10.2023	Sale- 17.10.2023	Corres 2022	Corres 2021
Uva High	2.88	2.85	3.49	2.73
Western High	3.14	3.31	4.20	3.20
CTC High	2.99	3.17	3.64	2.88
Total High Grown	3.06	3.17	3.93	3.04
Uva Medium	3.08	3.07	3.46	2.81
Western Medium	2.88	2.86	3.22	2.63
CTC Medium	2.64	2.65	3.03	2.41
Total Medium Grown	2.94	2.93	3.31	2.68
Orthodox Low	3.87	3.83	4.25	3.25
CTC Low	3.29	3.09	3.06	2.42
Total Low Grown	3.83	3.77	4.17	3.20
Weekly Total (USD)	3.51	3.50	3.96	3.08
Exchange Rate (LKR)	325.90	323.91	363.38	201.98

Elevation	TODATE	TODATE	TODATE	TODATE	TODATE	TODATE
	2021 (RS)	2022 (RS)	2023 (RS)	2021 (US\$)	2022 (US\$)	2023 (US\$)
Uva High	548.29	1075.58	983.80	2.78	3.41	2.99
Western High	601.17	1076.24	1125.12	3.04	3.41	3.42
CTC High	532.64	933.53	990.10	2.70	2.96	3.01
Total High Grown	584.73	1076.01	1080.56	2.96	3.41	3.29
Uva Medium	566.01	1137.54	1028.47	2.87	3.61	3.13
Western Medium	535.28	949.70	987.95	2.71	3.01	3.01
CTC Medium	497.88	806.00	916.82	2.52	2.56	2.79
Total Medium Grown	544.79	1010.08	1000.78	2.76	3.20	3.05
Orthodox Low	654.17	1352.72	1283.63	3.31	4.29	3.91
CTC Low	503.97	945.15	971.62	2.55	3.00	2.96
Total Low Grown	645.87	1324.75	1266.05	3.27	4.20	3.85
TOTAL	615.85	1220.61	1182.37	3.12	3.87	3.60
Cumulative Sale Averages – 1 USD= Rs. (Monthly Weighted Average)				197.51	315.37	328.56

(Source: MSL/ CBSL)

WORLD TEA PRODUCTION (IN MILLION KILOS)

Country	Month	Month		To-date		Diff (+/-)
		2022	2023	2022	2023	2022 vs 2023
Sri Lanka	Sep	21.2	18.7	192.8	193.2	0.4
Bangladesh	Aug	10.8	14.5	49.1	54.6	5.5
North India	Aug	171	158	653.9	645.7	-8.2
South India	Aug	14.5	19.9	153.6	155.5	1.9
Kenya	Jul	34	44.7	305.2	318.3	13.1
Malawi	Jul	1.29	1.26	33.7	31.8	-1.9

(Source: Africa Tea Brokers/National Brokers Ltd)

MOMBASA AUCTION OF 30TH/31ST OCTOBER 2023

Improved general demand for the 206,560 packages (13,863,084.00 kilos) available with prices following quality; 37.37% were neglected.

Afghanistan, Bazaar, Yemen and other Middle Eastern countries lent more support while Pakistan Packers maintained enquiry. Egyptian Packers were active but at lower levels with Kazakhstan and other CIS states selective. There was improved activity from UK while South Sudan continued active. Local Packers maintained interest with Russia, Sudan and Iran quiet. Somalia were active at the lower end of the market.

BP1: Best - Ranged between firm to USC22 above previous prices with select lines advancing by USC50 to USC39 easier. Brighter - Were irregular varying between steady to USC34 dearer to easier by up to USC29 and selected teas lost USC63. Mediums - KTDA mediums were firm at previous levels with plantation mediums irregular ranging between USC45 dearer to easier by up to USC42. Lower Medium - Varied between firm to USC13 dearer to easier by up to USC31. Plainer - Appreciated by up to USC6 with selected lines advancing by up to USC18 but some teas lost up to USC5.

PF1: Best - Met improved enquiry at firm to USC38 above last prices. Brighter - Steady to dearer by up to USC21. Mediums - KTDA mediums were steady to USC6 dearer to easier by up to USC3; plantation mediums ranged between firm to USC16 above last rates to easier by a similar margin. Lower Medium - Irregular and varied between firm to USC13 dearer to easier by up to USC15. Plainer - Ranged between irregularly dearer by up to USC26 to easier by up to USC7.

PDUST: Best - Irregular varying between steady to USC39 dearer to USC14 below previous levels. Brighter - Were irregular ranging between firm to USC20 dearer to easier by up to USC14. Mediums - KTDA mediums were steady at last prices with select teas advancing by up to USC14 while plantation mediums varied between firm to USC6 dearer to easier by USC8. Lower Medium - Ranged between firm to USC17 dearer to easier by up to USC21. Plainer - Some teas advanced by up to USC9 with selected lines gaining USC16 and USC34 while others lost up to USC6.

DUST1: Best - Appreciated by up to USC21 but a few invoices lost up to USC15. Brighter - Irregular varying between steady to dearer by up to USC17 to USC8 below last prices. Mediums - KTDA mediums were firm to USC14 dearer to easier by up to USC6 with plantation mediums ranging between USC10 above previous rates to easier by up to USC20. Lower Medium - Were irregular and ranged between firm to dearer by up to USC24 with selected invoices gaining USC36 to easier by up to USC18. Plainer - Varied between steady to USC34 dearer to easier by up to USC20.

SECONDARY GRADES (S1) In the secondary catalogues, best BPs held value while others tended easier with PFs steady. Clean well sorted coloury Fannings were irregular but on balance dearer with DUSTs firm. Other Fannings sold at last levels while similar DUSTs were about steady. BMFs were readily absorbed.

(Courtesy - Africa Tea Brokers Limited)

BANGLADESH AUCTION OF 30TH OCTOBER 2023

CTC LEAF: 668,799 packages of tea was on offer. At the commencement of the sale, demand was fair but slackened as the sale progressed.

BROKENS: Large Brokens were much less in demand and only a few selective lines were sold at easier rates. There were quite heavy withdrawals. Small Brokens met with a fair interest at mostly easier rates. Plain varieties were further discriminated with more withdrawals. BLF teas met with some interest at around last levels.

FANNINGS: Good Fannings received a good enquiry from the buyers but tended easier. There were several withdrawals at the latter end of the sale. Medium and other varieties saw only less interest but again at easier rates particularly the plain teas. BLF teas met with some interest at around last levels.

CTC DUST: 13,147 packages of tea on offer met with fair demand. Good liquoring Dusts sold at easier prices. Mediums were in fair demand with some withdrawals. Plain and BLF Dusts were an easier market with some withdrawals. Blenders were fairly active whilst Loose tea buyers were selective.

COMMENTS: As aforesaid, market opened on a fairly good note but in the latter part of the sale demand declined sharply whereby a fairly large weight of tea remained unsold. Blenders lent a little less support whilst Loose tea buyers were also a little selective than last.

Dusts were an easier market.

(Courtesy - National Brokers Limited)

MALAWI /KOLKATA /JAKARTA /GUWAHATI AUCTION

The above market report details were not available at the time of printing this publication.