



**Ceylon Tea
Brokers**

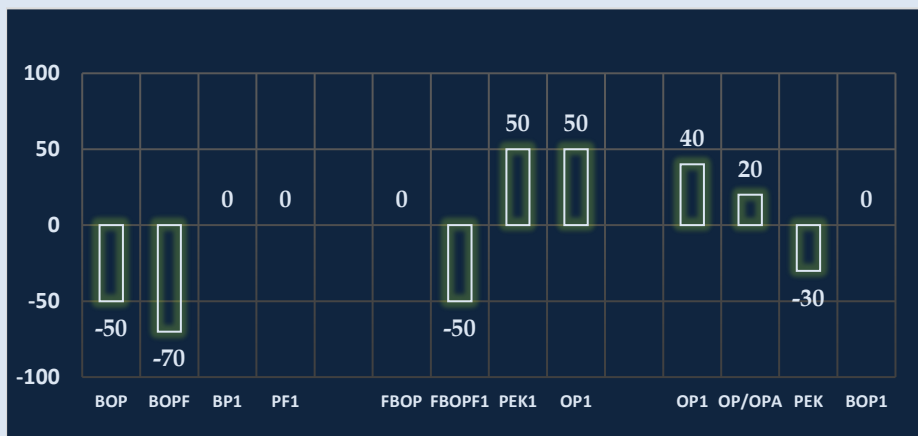


MARKET SNAPSHOT

SALE NO. 42 OF 24TH / 25TH OCTOBER 2023

CEYLON TEA BROKERS PLC
Level 7, Millenium House, No.46/58, Nawam Mawatha, Colombo 2
Tel: 011-460777 Fax: 011-4607788
Email: general@ceylontebrokers.com
Web: www.ceylontebrokers.com

Ex-Estate met with improved demand whilst lower demand prevailed for Low Growns.



EX-ESTATE

MEDIUM

LOW GROWN

Currency - 25th October
LKR/USD 321.71

October (03rd Sale)
Rs. 1,125.88
USD \$ 3.53

Elevation Average

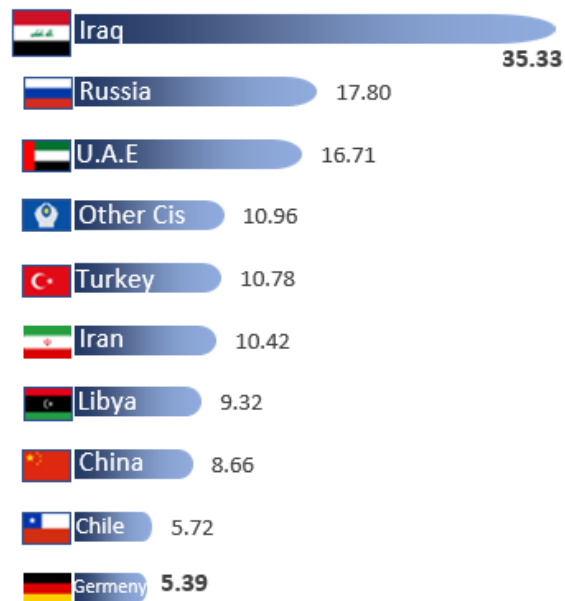
ELV	RS	USD
High	1,026.06	\$3.22
Medium	953.48	\$2.99
Low	1,208.67	\$3.79

TOP 10 COUNTRY WISE SRI LANKAN TEA EXPORT QUANTITY (MN KG)
YTD SEPTEMBER - 2023 VS 2022

YTD SEPTEMBER - 2023

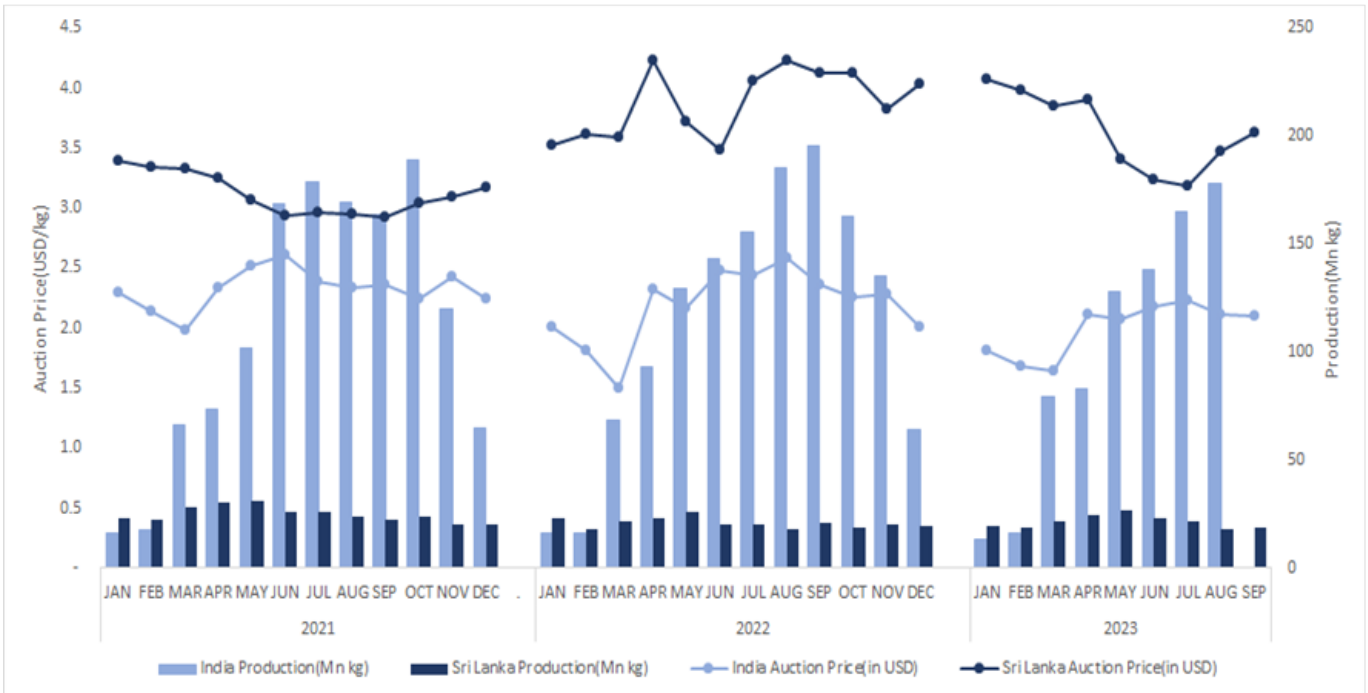


YTD SEPTEMBER - 2022



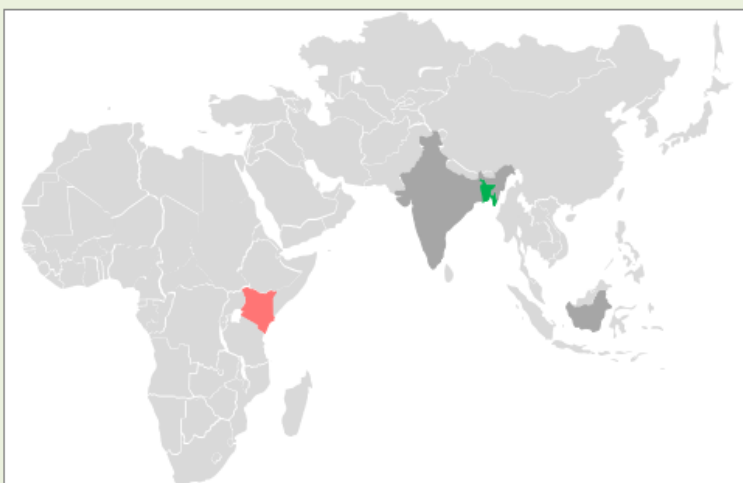
Source: SL Customs - Statistical Division

MONTHLY SRI LANKA, INDIA TEA AUCTION PRICE (USD/KG) & TEA PRODUCTION (MN KG) (2021 – 2023)



Source: India Tea Board, SLTB, S S P, International Finance Statistics-Central Bank

MARKET MOVEMENT AT INTERNATIONAL AUCTION CENTERS THIS WEEK



Kenya



Bangladesh



India & Indonesia market report details were not available at the time of printing this publication.

COMMENTS

Sale	Ex-Estate		Low Grown (Leafy/Tippy)		Total	
	Qty	Demand	Qty	Demand	Qty	Demand
42	0.7 MKgs	Improved	2.1 Mkgs	Lower	5.0 MKgs	Lower

WESTERN				
	SELECT BEST	BEST	BELOW BEST	PLAINER
BOP	↑ 100/-	Irregular	↑ 50/-	↓ 30/-
BOPF	↑ 50/-	↓ 50/-	↓ 30/-	↓ 50/-

	NUWARA ELIYA	UDA PUSSELLAWA	UVA
BOP	↑ 100/-	↓ 70/-	↓ 50/-
BOPF	Firm	↓ 50/-	↓ 100/-

	HIGH	MEDIUM	LOW
BP1	Firm	Firm	Firm
PF1	↓ 100/-	Irregular	↑ 50/-

HIGH & MEDIUM				
	SELECT BEST	BEST	BELOW BEST	OTHERS
BOP1	↑ 50/-	Firm	Firm	Firm
OP1	↑ 50/-	↑ 50/-	Firm	Firm
FBOP	↑ 50/-	Firm	Firm	Firm
FBOPF1	↓ 100/-	↓ 50/-	↓ 50/-	↓ 50/-
PEK	↓ 50/-	↓ 100/-	↓ 100/-	↓ 50/-
PEK1	↑ 50/-	Firm	Firm	Firm
OP/OPA	↓ 50/-	↓ 50/-	↓ 50/-	Firm

LEAFY / SEMI LEAFY				
	SELECT BEST	BEST	BELOW BEST	OTHERS
OP1	↑ 150/-	↑ 50/-	Firm	↓ 40/-
BOP1	↑ 100/-	↑ 100/-	Firm	Firm
OP/OPA			↑ 20/-	
PEK			↓ 30/-	
PEK1			↓ 40/-	

SMALL LEAF / TIPPY				
FBOP	Firm	↓ 80/-	↓ 80/-	↓ 60/-
FBOP1	↓ 80/-	↓ 40/-	↓ 50/-	↓ 50/-
FBOPF1	↓ 100/-	↓ 80/-	↓ 80/-	↓ 60/-

PREMIUM FLOWERY		
	FBOPFEXSP	FBOPFSP
Select Best	Firm	↓ 50-100/-
Best	↑ 50-100/-	↑ 50/-
Below Best	↑ 50/-	↑ 40/-
Others	Firm	Firm



Crude Oil

As at 25th October 2023 – USD 87.97



Mombasa Auction

Demand: Lower demand.

CURRENCY BOARD – AS AT 25TH OCTOBER 2023

	United States Dollars (USD)		European Community Euro (EUR)		United Kingdom pounds (GBP)	
	Corresponding		Corresponding		Corresponding	
	2023	2022	2023	2022	2023	2022
Sri Lankan Rupee	321.71	360.71	339.75	353.87	390.59	405.39

(Courtesy - Central Bank of Sri Lanka)

Indian Rupee	83.03	82.66	88.26	81.44	101.40	93.46
Kenyan Shilling	149.16	120.05	158.56	118.29	182.15	135.75
Bangladesh Taka	108.78	99.84	115.64	98.37	132.84	112.89
Indonesian Rupiah	15,855.60	15,562.50	16,855.10	15,333.20	19,363.60	17,597.10
Malawi Kwacha	1,132.29	1,008.53	1,203.66	993.67	1,382.80	1,140.38
Vietnam Dong	24,560.00	24,830.60	26,108.10	24,464.60	29,993.70	28,076.80

(Courtesy - Oanda Corporation)

SRI LANKA RUPEE AGAINST US DOLLAR

TIME PERIOD 19/10/2023 TO 25/10/2023 (SPOT / BUYING RATE)

19/10/2023	319.30	23/10/2023	320.33	25/10/2023	321.71
20/10/2023	319.65	24/10/2023	320.81		

(Courtesy - Central bank of Sri Lanka)

QUANTITY SOLD DURING THE PERIOD 16TH – 21ST OCTOBER 2023

	2023		2022	
	WEEKLY	TODATE	WEEKLY	TODATE
PRIVATE SALES	128,888.50	4,175,687.66	107,286.80	3,430,648.13
PUBLIC AUCTION	3,903,027.00	196,869,380.50	4,581,968.00	197,969,381.00
FORWARD CONTRACTS	19,140.00	2,029,908.00	30,710.00	1,537,880.00
DIRECT SALES	-	-	-	-
TOTAL	4,051,055.50	203,074,976.16	4,719,964.80	202,937,909.13
BMF EXCLUDED FROM PRIVATE SALE	91,553.00	2,211,438.00	63,355.00	5,206,501.00

TEA
TECH
TIPS



In E C P Driers, conduct moisture test of fired tea regularly and correct any issues. Samples must be taken from the two sides and center of the discharge end.

CROP AND WEATHER (FOR THE PERIOD 17TH - 23RD OCTOBER 2023)





























The Western planting districts experienced overcast mornings followed by rains in the evenings whilst the Nuwara Eliya's reported showers throughout. The department of meteorology forecasts heavy showers and misty mornings in Nuwara Eliya.

The Uva/Udapussellawa's reported dull mornings followed by evening showers. Heavy showers and misty mornings are to be expected in Uva.

The Low grown's experienced rain throughout. Heavy showers and misty mornings are to be expected in Sabaragamuwa.

All districts maintained their crop intakes except for the Low grown's which recorded a decline.

WEATHER FORECAST (FOR THE PERIOD 26TH OCTOBER – 01ST NOVEMBER 2023)

	Thu (26/10)	Fri (27/10)	Sat (28/10)	Sun (29/10)	Mon (30/10)	Tue (31/10)	Wed (01/11)
Galle	32°/24°C 	31°/24° 	31°/23°C 	30°/23°C 	31°/23°C 	31°/24°C 	31°/24°C 
Matara	33°/23°C 	32°/23°C 	32°/22°C 	32°/22°C 	31°/23°C 	31°/25°C 	31°/25°C 
Ratnapura	32°/22°C 	32°/22°C 	31°/21°C 	30°/22°C 	32°/21°C 	30°/23°C 	31°/23°C 
Hatton/ Talawakelle	27°/17°C 	26°/17°C 	25°/15°C 	25°/16°C 	26°/16°C 	25°/17°C 	26°/17°C 

ORDER OF SALE THIS WEEK

EX EST	H/M-OFF GR & DUST	LEAFY/ SEMI LEAFY/ TIPPY/PREM & BOP1A
AS	Lanka Commodity Brokers	John Keells PLC
JK	Ceylon Tea Brokers PLC	Ceylon Tea Brokers PLC
LC	Eastern Brokers Ltd	Eastern Brokers Ltd
MC	John Keells PLC	Bartleet Produce Marketing (Pvt) Ltd
EB	Asia Siyaka Commodities PLC	Forbes & Walker Tea Brokers (Pvt) Ltd
CTB	Mercantile Produce Brokers (Pvt) Ltd	Mercantile Produce Brokers (Pvt) Ltd
BC	Forbes & Walker Tea Brokers (Pvt) Ltd	Lanka Commodity Brokers
FW	Bartleet Produce Marketing (Pvt) Ltd	Asia Siyaka Commodities PLC

CATALOGUE	LOTS	QTY (KGS)
EX-ESTATE	689	719,428
HIGH AND MEDIUM	1,458	621,665
LOW GROWN (LEAFY)	1,572	557,427
LOW GROWN (SEMI LEAFY)	1,553	677,214
LOW GROWN (TIPPY)	1,799	871,876
OFF GRADES + BOP1A	2,066	1,005,359
DUSTS	549	512,910
PREMIUM FLOWERY	376	63,037
TOTAL	10,062	5,028,916

HIGH GROWN TEAS

BOP Best Western's selected invoices gained by Rs.100/- per kg, whilst the others were irregular. Below best dealer by Rs.50/- per kg. Plainer types dropped by Rs.30/- per kg and more. Nuwara Eliya's appreciated by Rs.100/- per kg. Uda Pussellawa's eased by Rs.80/- per kg and more. Uva's lost Rs.50/- per kg on average.

BOPF Best Western's were firm to dealer by Rs.50/- per kg. Below best declined by Rs.30-50/- per kg. Plainer eased by Rs.50/- per kg and more. Nuwara Eliya's were firm. Uda Pussellawa's eased by Rs.50/- per kg & Uva's easier by Rs.100/- per kg.

MEDIUM GROWN TEAS

BOP1 Select best gained by Rs.50/- per kg whilst all others held firm.

OP1 Select best and best were dealer by Rs.50/- per kg whilst all others remained unchanged.

OP/OPA Select best, Best and Below Best lost by Rs.50/- per kg whilst others maintained.

PEKOE/PEKOE1 **PEK** – Select best easier by Rs. 50/- per kg. Best and Below Best were lower by Rs.100/- per kg. Others were lower by Rs.50/- per kg.

PEK1 – Select best increased by Rs. 50/- per kg whilst all others maintained.

FBOP/FBOPF1 **FBOP** – Select best appreciated by Rs.50/- per kg whilst all others were firm.

FBOPF1 – Select best lost Rs.100/- per kg whilst all others were easier by Rs.50/- per kg.

CTC

HIGH GROWN **BP1** – Remained unchanged.

PF1 – Lower by Rs.100/- per kg.

MEDIUM GROWN **BP1** – Maintained.

PF1 – Irregular.

LOW GROWN **BP1** – Firm.

PF1 – Gained by Rs.50/- per kg.

QUOTATIONS-HIGH GROWNS	BOP		BOPF	
BEST WESTERNS	1,100	1,460	1,260	1,360
BELOW BEST WESTERNS	900	1,080	1,060	1,240
PLAINER WESTERNS	770	890	840	1,040
NUWARA ELIYAS	1060		1160	
UDAPUSSELLAWAS	760	790	750	920
BEST UVAS	1140		900	940
OTHER UVAS	730		850	760
GOOD MEDIUMS	900	1,600	N/A	
POOR MEDIUMS	700	890	760	900
QUOTATIONS – UNORTHODOX	BP1		PF1	
(CTC) CTC (High & Medium)	800	1,060	750	1,160
CTC (Low)	1,040	1,080	960	1,650

LOW GROWN

- BOP1** Select best and best were firm to dearer whilst below best and poorer sorts declined.
- OP1** Select best were firm to dearer whilst best and below best were irregularly lower. Poorer sorts declined.
- OP** Select best were firm to dearer. Best and below best were firm. Poorer sorts too held firm.
- OPA** Select best were firm. Best and below best were irregularly lower. Poorer sorts maintained.
- PEKOE/PEKOE1** Select best together with full range of bold PEK's were irregularly lower. Select best PEK1's were firm. Best and below best together with the poorer sorts eased.
- FBOP/FBOP1** Select best were firm to dearer, whilst best and below best held firm.
- BOP** All-round lower market.
- BOPF** All-round firm market.
- FBOPF/FBOPF1** Select best and best FBOPF's were firm whilst others were barely steady. Select best and best FBOPF1's were lower, others held firm.

QUOTATIONS	SELECT BEST	BEST	BELOW BEST	OTHER
BOP1	2,200-4,450	1,600-2,000	1,200-1,400	960-1,050
OP1	3,000-3,900	2,200-2,800	1,500-1,800	900-1,300
OP	1,500-1,700	1,300-1,500	1,100-1,250	900-1,050
OPA	1,300-2,200	1,160-1,300	1,000-1,160	800-1,000
PEKOE	1,850-2,400	1,600-1,750	1,250-1,550	1,000-1,150
PEKOE1	1,850-2,600	1,550-1,750	1,250-1,500	1,000-1,150
FBOP1	1,400-2,100	920-1,200	700-860	Below 650
FBOP	1,500-3,000	1,200-1,600	900-1,100	Below 850
BOP	1,420-2,550	1,200-1,380	900-1,100	Below 880
BOPF	960-1,500	850-920	750-820	Below 720
FBOPF1	1,400- 2,000	1,200-1,350	900-1,100	Below 820
FBOPF	1,150-1,850	780-980	680-750	Below 600
FFSP/FFEXSP/FFEXSP1	2,400-3,350	1,700- 2,450	1,100-1,500	Below 1,050

OFF GRADES

FGS/FGS1 High grown gained by Rs.20-30/- per kg and more towards the closure. Medium and Low Grown declined by Rs.10-20/- per kg. CTC's were firm.

BM/BP **BM** – Best varieties maintained. Below best and bottom were firm yet eased as the sale progressed.
BP – Firm in general.

BOP1A Best appreciated by Rs.40-60/- per kg and more towards the closure of the sale. Below Best and teas at the lower end were firm to dearer by Rs.10-20/- per kg.

	HIGH		MEDIUM		LOW	
FNGS	560	1,000	590	780	560	980
P.FGS (CTC)	700		660	770	670	1,600
BP	610	1,000	610	1,160	570	1,180
BM	560	840	610	820	530	1,440
BOP1A	690	820	660	1,100	680	1,600

DUST

DUST1 Best and Below Best were irregularly lower by 50-80/- per kg and more towards at end. CTC's were firm on last, Best and below best low grown maintained.

DUST Clean secondaries were firm on last and low grown were irregular.

	HIGH		MEDIUM		LOW	
PRIMARY DUSTS	1,150	1,650	820	1,000	850	940
SECONDARY DUSTS	820	1,050	650	800	650	840
PDUST (CTC)	1,000	1,260	940	1,200	1,100	1,360

TOP PRICES - SALE NO. 42 OF 24TH / 25TH OCTOBER 2023

WESTERN MEDIUM			
Hatale	BOP	1,600.00	
Windsorforest	BOPSp	1,340.00	
Craighead	BOPF/BOPFSp	1,200.00	
Dartry Valley	BOP1	2,400.00	
Dartry Valley	FBOP/FBOP1	1,850.00	
Dartry Valley	FBOPF/FBOPF1	1,550.00	
Ancoombra	FBOPF/FBOPF1	1,550.00	
Uplands	FBOPF/FBOPF1	1,550.00	
Dartry Valley	OP/OPA	1,320.00	
Dehiwatte Super	OP1	1,600.00	
Uplands	PEK/PEK1	2,100.00	

WESTERN HIGH			
Ingestre	BOP	1,460.00	
Wattegodde	BOPSp	1,280.00	
Bearwell	BOPSp	1,280.00	
Holyrood	BOPF/BOPFSp	1,380.00	
St Andrews	BOP1	1,850.00	
Glenloch	FBOP/FBOP1	1,550.00	
Glenloch	FBOPF/FBOPF1	1,380.00	
Inverness	OP/OPA	1,240.00	
Venture	OP1	1,320.00	
Frotoft Super	PEK	1,600.00	@
Frotoft Super	PEK1	1,850.00	@

NUWARA ELIYA			
Mahagastotte	BOP	1,160.00	
Lovers Leap	BOP	1,160.00	
Mahagastotte	BOPF/BOPFSp	1,280.00	
Lovers Leap	FBOP/FBOP1	1,600.00	
Summerhill	OP/OPA	940.00	
Kenmare	PEK/PEK1	1,320.00	

UDA PUSSELLAWAS			
Luckyland	BOP	880.00	
Luckyland	BOPSp	810.00	
High Forest	BOPF/BOPFSp	920.00	
Delmar	BOP1	1,420.00	
Alma	FBOP/FBOP1	1,650.00	@
Delmar	FBOPF/FBOPF1	1,200.00	
Alma	OP/OPA	1,280.00	@
Delmar	OP1	820.00	
Alma	PEK	1,850.00	@
Alma	PEK1	2,050.00	@

UVA MEDIUM			
Halpewatte Uva	BOP	1,700.00	
Demodera 'S'	BOPSp	1,380.00	
Dickwella	BOPF/BOPFSp	1,300.00	
Ury	BOP1	1,800.00	@
Telbedde	BOP1	1,800.00	
Blossoms Uva Tea	FBOP/FBOP1	1,440.00	
Sarnia Plaiderie	FBOP/FBOP1	1,440.00	
Dickwella	FBOPF/FBOPF1	1,480.00	
Halpewatte Uva	OP/OPA	1,280.00	
Telbedde	OP1	1,460.00	
Glen Alpin	PEK/PEK1	1,900.00	
Aruna Passara	PEK/PEK1	1,900.00	
Sarnia Plaiderie	PEK/PEK1	1,900.00	

UVA HIGH			
Bandaraeliya	BOP	1,140.00	
Ranaya	BOPSp	1,300.00	@
Uva Highlands	BOPF/BOPFSp	1,080.00	
Craig	BOP1	1,750.00	
Ranaya	FBOP/FBOP1	1,480.00	@
Oodoowerre	FBOPF/FBOPF1	1,550.00	
Craig	FBOPF/FBOPF1	1,550.00	
Mount Uva	OP	1,260.00	@
Ellathota Uva	OPA	1,020.00	@
Ampittiakande	OPA	1,020.00	
Craig	OPA	1,020.00	
Glenanore	OPA	1,020.00	
Aislaby	OPA	1,020.00	
Oodoowerre	OP1	1,260.00	
Ranaya	PEK	1,600.00	@
Ranaya	PEK1	1,850.00	@
Craig	PEK1	1,850.00	

UNORTHODOX HIGH			
Dunsinane CTC	PF1	1,160.00	
Dunsinane CTC	BP1	1,060.00	
Dunsinane CTC	BPS	1,120.00	

UNORTHODOX MEDIUM			
New Peacock CTC	PF1	1,140.00	
Aultmore CTC	BP1	830.00	@
Donside CTC	BPS	960.00	
Aultmore CTC	BPS	960.00	

UNORTHODOX LOW			
Hingalgoda CTC	PF1	1,650.00	
Kalubowitiyana CTC	BP1	1,080.00	
Canora CTC	BPS	940.00	

TOP PRICES - SALE NO. 42 OF 24TH / 25TH OCTOBER 2023

LOW GROWN				DUSTS			
New Vithanakande	BOP1	4,450.00		Mattakelle	DUST1	1,650.00	
Sithaka	OP1	3,900.00		Cecilayan CTC	PD	1,360.00	
Sunrise	OP1	3,900.00					
Mulatiyana Hills	OP	1,700.00	@	PREMIUM FLOWERY			
Nilgiri	OP	1,600.00	@	Alhewana Super	FBOPFSp	3,200.00	
Mulatiyana Hills	OP	1,600.00	@	Brombil	FBOPFSp	2,650.00	
Dullie Ella	OP	1,600.00		Mulatiyana Hills	FBOPFSp	2,500.00	@
Berubeula	OP	1,600.00		Rumassala Hills	FBOPFSp	2,500.00	@
Dampahala	OP	1,600.00		Gurukanda	FBOPFSp	2,500.00	
Susantha	OP	1,600.00		Janahitha	FBOPFExSp	3,350.00	@
Lumbini	OP	1,600.00		Samrin	FBOPFExSp	3,350.00	
Liyonta	OP	1,600.00		Garden Leaf	FBOPFExSp1	3,300.00	
Sunrise	OP	1,600.00		Kings Bru	FBOPFExSp1	3,150.00	
Talangaha	OP	1,550.00	@	Yalta	FBOPFExSp1	2,950.00	@
Rumassala Hills	OP	1,550.00	@	OFF GRADES			
Wathurawila	OP	1,550.00	@	Holyrood	FGS/FGS1	1,000.00	
A C U Super	OP	1,550.00	@	Clydesdale	FGS/FGS1	1,000.00	
Lickra	OP	1,550.00	@	Hingalgoda CTC	PF	1,600.00	
Suwishka	OP	1,550.00	@	Park Side CTC	PF	770.00	@
Gunawardena	OP	1,550.00		Canora CTC	PF	770.00	
Kelani	OP	1,550.00		Chandrika CTC	PF	770.00	
Lumbini	OPA	2,200.00		Mount Vernon CTC	PF	770.00	
Lakvinka	PEK	2,400.00		Talangaha	BM	1,440.00	@
A C U Super	PEK1	2,600.00	@	Hidellana	BP	1,180.00	
Wathurawila	PEK1	2,450.00	@	Chandrika Estate	BOP1A	1,600.00	
Hidellana	BOP	2,650.00					
Hidellana	BOP	2,600.00					
Golden Garden	BOP	2,500.00	@				
Stream Line	BOPSp	2,150.00					
Sithaka	BOPF	1,500.00					
Stream Line	BOPFSp	1,480.00					
Kiruwana ganga	BOPFSp	1,460.00					
Golden Garden	BOPFSp	1,420.00	@				
Sithaka	FBOP	3,000.00					
Navinda	FBOP1	2,100.00					
Brombil	FBOPF	1,850.00	@				
Hadigalla	FBOPF	1,850.00					
Ceyenta	FBOPF	1,800.00	@				
Adams View	FBOPF1	2,000.00					
Sineth	FBOPF1	1,750.00					
Gangaboda	FBOPF1	1,700.00	@				

FUTURE SALES INFORMATION
SALE NO 43 OF 31ST OCTOBER / 01ST NOVEMBER 2023

EX-ESTATE H/M-OFF GR & DUST		LEAFY/ SEMI LEAFY/ TIPPY/PREM & BOP1A
CTB	Ceylon Tea Brokers PLC	Ceylon Tea Brokers PLC
MC	Eastern Brokers Ltd	Bartleet Produce Marketing (Pvt) Ltd
JK	John Keells PLC	Forbes & Walker Tea Brokers (Pvt) Ltd
AS	Asia Siyaka Commodities PLC	Eastern Brokers Ltd
FW	Mercantile Produce Brokers (Pvt) Ltd	Mercantile Produce Brokers (Pvt) Ltd
EB	Forbes & Walker Tea Brokers (Pvt) Ltd	Lanka Commodity Brokers
BC	Bartleet Produce Marketing (Pvt) Ltd	Asia Siyaka Commodities PLC
LC	Lanka Commodity Brokers	John Keells PLC

Buyers Prompt: 07.11.2023

Sellers Prompt: 08.11.2023

AWAITING SALE - CATALOGUE DETAILS

	SALE OF 31ST OCT / 01ST NOV 2023		SALE OF 07TH / 08TH NOV 2023	
	LOTS	QTY(KGS)	LOTS	QTY(KGS)
EX-ESTATE	636	672,798.0	641	670,676.0
HIGH AND MEDIUM	1,628	692,740	1,579	680,967
LOW GROWN (LEAFY)	1,817	660,569	1,883	706,286
LOW GROWN (SEMI LEAFY)	1,740	792,530	1,736	793,283
LOW GROWN (TIPPY)	1,882	898,433	1,997	961,668
OFF GRADES+BOP1A	2,097	1,048,958	2,276	1,119,013
DUSTS	527	484,950	549	498,572
PREMIUM FLOWERY	402	65,149	350	58,251
TOTAL	10,729	5,316,127	11,011	5,488,716
MAIN SALE & EX ESTATE CLOSED ON	12TH OCTOBER 2023		19TH OCTOBER 2023	

SALE NO. 45 – 14TH / 15TH NOVEMBER 2023

Ex-Estate catalogue and Main Sale catalogues are scheduled to be closed on the 26th October 2023

SALE NO. 46 – 21ST / 22ND NOVEMBER 2023

Ex-Estate catalogue and Main Sale catalogues are scheduled to be closed on the 02nd November 2023

SALE NO. 47 – 28TH / 29TH NOVEMBER 2023

Ex-Estate catalogue and Main Sale catalogues are scheduled to be closed on the 09th November 2023

ELEVATION WISE – STATISTICS – COLOMBO AUCTION AVERAGES

Elevation	LAST WEEK	WEEK BEFORE LAST	LAST YEAR	YEAR BEFORE
	(RS)	(RS)	(RS)	(RS)
	Sale- 17.10.2023	Sale- 10.10.2023	Corres 2022	Corres 2021
Uva High	924.16	954.18	1330.98	554.12
Western High	1071.14	1043.41	1534.47	641.66
CTC High	1026.85	969.58	1220.19	568.36
Total High Grown	1025.51	1017.00	1457.07	613.37
Uva Medium	994.41	1016.38	1339.02	558.79
Western Medium	926.14	922.84	1214.09	525.91
CTC Medium	858.75	862.63	1068.71	486.16
Total Medium Grown	949.06	951.93	1259.30	537.25
Orthodox Low	1239.07	1229.65	1584.48	660.47
CTC Low	999.59	965.45	1076.33	492.59
Total Low Grown	1221.65	1211.39	1549.38	650.64
TOTAL	1133.06	1126.61	1479.21	624.65

Elevation	LAST WEEK	WEEK BEFORE LAST	LAST YEAR	YEAR BEFORE
	(\$)	(\$)	(\$)	(\$)
	Sale- 17.10.2023	Sale- 10.10.2023	Corres 2022	Corres 2021
Uva High	2.85	2.95	3.66	2.77
Western High	3.31	3.22	4.22	3.21
CTC High	3.17	3.00	3.36	2.84
Total High Grown	3.17	3.14	4.01	3.07
Uva Medium	3.07	3.14	3.68	2.79
Western Medium	2.86	2.85	3.34	2.63
CTC Medium	2.65	2.67	2.94	2.43
Total Medium Grown	2.93	2.94	3.47	2.69
Orthodox Low	3.83	3.80	4.36	3.30
CTC Low	3.09	2.98	2.96	2.46
Total Low Grown	3.77	3.74	4.26	3.25
Weekly Total (USD)	3.50	3.48	4.07	3.12
				200.09
Exchange Rate (LKR)	323.91	323.60	363.38	

Elevation	TODATE	TODATE	TODATE	TODATE	TODATE	TODATE
	2021	2022	2023	2021	2022	2023
	(RS)	(RS)	(RS)	(\$)	(\$)	(\$)
Uva High	548.20	1070.38	984.81	2.78	3.39	3.00
Western High	600.27	1065.92	1127.43	3.04	3.38	3.43
CTC High	531.39	926.39	990.46	2.69	2.94	3.01
Total High Grown	584.11	1067.44	1082.44	2.96	3.38	3.29
Uva Medium	565.98	1134.21	1029.13	2.87	3.60	3.13
Western Medium	535.38	944.82	989.07	2.71	3.00	3.01
CTC Medium	498.17	798.83	918.19	2.52	2.53	2.79
Total Medium Grown	544.86	1005.48	1001.72	2.76	3.19	3.05
Orthodox Low	654.10	1348.56	1284.14	3.31	4.28	3.91
CTC Low	504.36	941.52	969.61	2.55	2.99	2.95
Total Low Grown	645.87	1320.59	1266.44	3.27	4.19	3.85
TOTAL	615.70	1215.64	1183.23	3.12	3.85	3.60
Cumulative Sale Averages – 1 USD= Rs. (Monthly Weighted Average)				197.51	315.37	328.57

(Source: MSL/ CBSL)

WORLD TEA PRODUCTION (IN MILLION KILOS)

Country	Month	Month		To-date		Diff (+/-)
		2022	2023	2022	2023	2022 vs 2023
Sri Lanka	Sep	21.2	18.7	192.8	193.2	0.4
Bangladesh	Aug	10.8	14.5	49.1	54.6	5.5
North India	Aug	171	158	653.9	645.7	-8.2
South India	Aug	14.5	19.9	153.6	155.5	1.9
Kenya	Jul	34	44.7	305.2	318.3	13.1
Malawi	Jul	1.29	1.26	33.7	31.8	-1.9

(Source: Africa Tea Brokers/National Brokers Ltd)

MOMBASA AUCTION OF 23RD, 24TH & 25TH OCTOBER 2023

There was reduced demand at irregular levels following quality for the 208,200 packages (13,959,729.00 kilos) on offer with 30.86% remaining unsold.

Kazakhstan and other CIS states lent good but selective interest with reduced enquiry from Egyptian Packers, Pakistan Packers, Afghanistan, UK, Yemen and other Middle Eastern countries. Bazaar operated at lower levels while South Sudan showed improved support. Russia, Sudan and Iran remained quiet while Local Packers maintained support. Somalia were active at the lower end of the market.

BP1: Best – Saw irregular interest with teas varying between steady to USC32 dearer and selected invoices appreciated by USC62 and USC113 to easier by up to USC18. Brighter – Advanced by up to USC32 with selected lines gaining USC56 but some teas shed up to USC21. Mediums – KTDA mediums held value with a number of invoices neglected while plantation mediums were irregular ranging between firm to USC42 dearer to easier by up to USC17. Lower Medium – Were steady to irregularly dearer by up to USC33. Plainer – Varied between USC9 dearer to easier by up to USC8.

PF1: Best – Irregular ranging between steady to USC29 dearer to easier by up to USC32. Brighter – Varied between firm to USC6 dearer to USC15 below last rates. Mediums – KTDA mediums were mostly steady at reserve prices with a few lines irregular ranging between USC7 dearer to up to USC4 below previous levels. Plantation mediums were steady to easier by up to USC21 but a few teas advanced by up to USC8. Lower Medium – Shed up to USC18. Plainer – Were irregular ranging between firm to USC13 dearer.

PDUST: Best – Were firm to USC31 easier for most teas with a few lines advancing by up to USC18. Brighter – Lost up to USC31. Mediums – KTDA mediums held value with plantation mediums ranging between firm to USC14 dearer to easier by up to USC20. Lower Medium – Were irregular and varied between USC30 dearer to USC20 below previous levels. Plainer – Steady to easier by up to USC24.

DUST1: Best – Irregularly easier by up to USC35. Brighter – Were steady to USC18 below last prices. Mediums – KTDA mediums were firm with plantation mediums steady to USC28 dearer. Lower Medium – Firm to easier by up to USC25. Plainer – Lost up to USC32.

SECONDARY GRADES (S1) In the Secondary Catalogues, BPs gained while PFs tended easier. Clean well sorted coloury Fannings held value with similar DUSTs steady. Other Fannings were about firm while DUSTs were easier. BMFs were well absorbed.

(Courtesy - Africa Tea Brokers Limited)

BANGLADESH AUCTION OF 23RD OCTOBER 2023

CTC LEAF: 63,365 packages of tea on offer met with an improved demand.

BROKENS: All good liquoring Brokens met with a better demand and were fully firm to slightly dearer following competition. Other varieties also met with a fairly good demand but were slightly easier in line with quality. Plain types were again a slightly easier market with some withdrawals. BLF teas met with a fair demand at around last levels with some withdrawals.

FANNINGS: Good liquoring Fannings met with a fairly strong demand and were again fully firm to slightly dearer following competition. Medium varieties met with a fair demand and sold at around last levels easing in line with quality. Plain types were again slightly easier with some withdrawals. BLF teas met with a fair demand at around last levels with some withdrawals.

CTC DUST: 11,662 packages of tea on offer met with good demand. Good liquoring Dusts sold well at dearer rates. Mediums were in fair demand with few withdrawals. Plain and BLF Dusts had fair demand with some withdrawals. Blenders were active with fair interest from the Loose tea buyers.

COMMENTS: There was a slightly improved demand this week mainly emanating from the Major Blenders. Loose tea buyers lent a little more support. All good liquoring varieties met with a little more competition than last. CDs sold well at dearer prices.

(Courtesy - National Brokers Limited)

MALAWI AUCTION OF 25TH OCTOBER 2023

Less demand continued this week for the small quantity on offer of 2180 packages.

BP1 - 6USC dearer on last.

PF1/PD - All were taken out without bids.

D1 - Taken out under bids.

PF1SC - Few on offer attracted no interest.

Secondaries - Few F2 on offer sold 2USC down on last, RD fetched 6USC dearer on last.

(Courtesy - Tea Brokers Central Africa Ltd)

KOLKATA /JAKARTA /GUWAHATI AUCTION

The above market report details were not available at the time of printing this publication.