



**Ceylon Tea
Brokers**

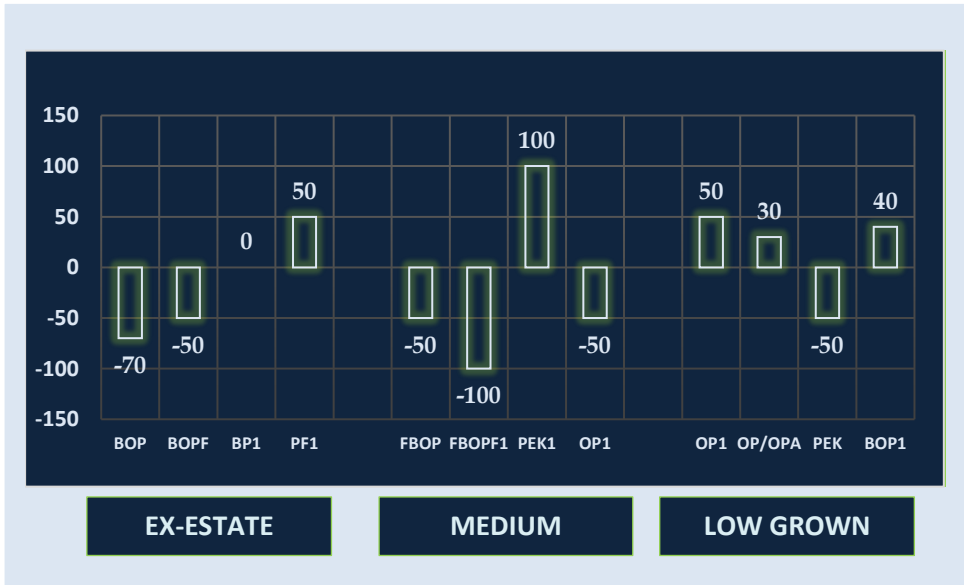


MARKET SNAPSHOT

SALE NO. 41 OF 17TH / 18TH OCTOBER 2023

CEYLON TEA BROKERS PLC
Level 7, Millenium House, No.46/58, Nawam Mawatha, Colombo 2
Tel: 011-460777 Fax: 011-4607788
Email: general@ceylontebrokers.com
Web: www.ceylontebrokers.com

Met with lower demand all round.



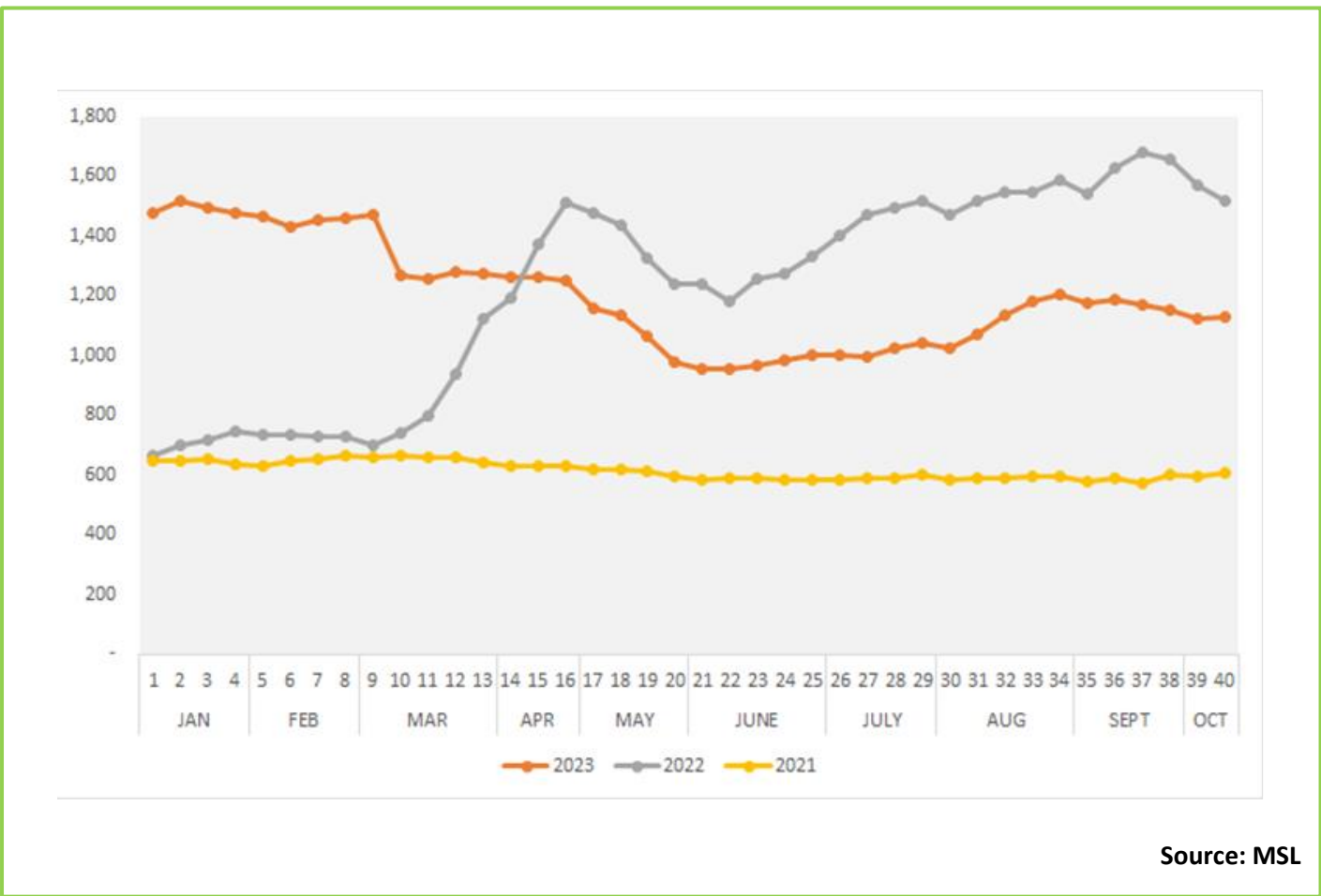
Currency - 18th October
LKR/USD 318.92

October (02nd Sale)
Rs. 1,123.09
USD \$ 3.52

Elevation Average

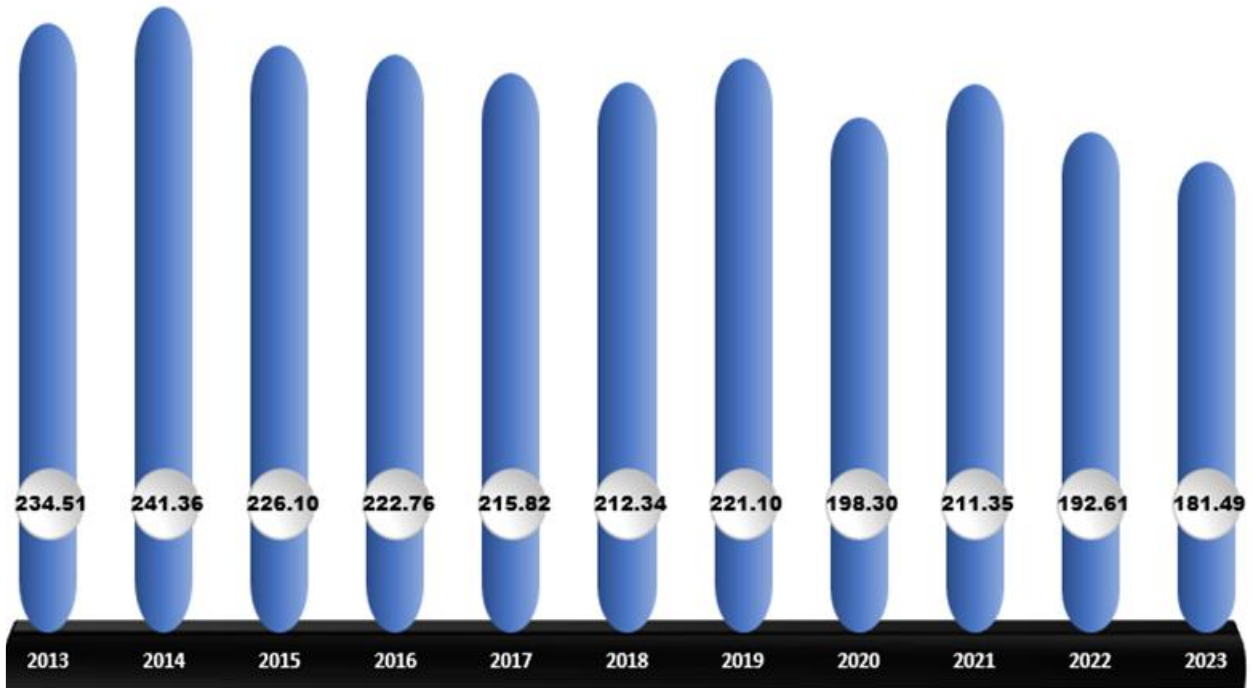
ELV	RS	USD
High	1,023.65	\$ 3.21
Medium	954.43	\$ 2.99
Low	1,203.48	\$ 3.77

WEEKLY COMPARISON OF AVERAGE TEA PRICE (IN RS/KG) UPTO SALE NO.40 (2021 – 2023)



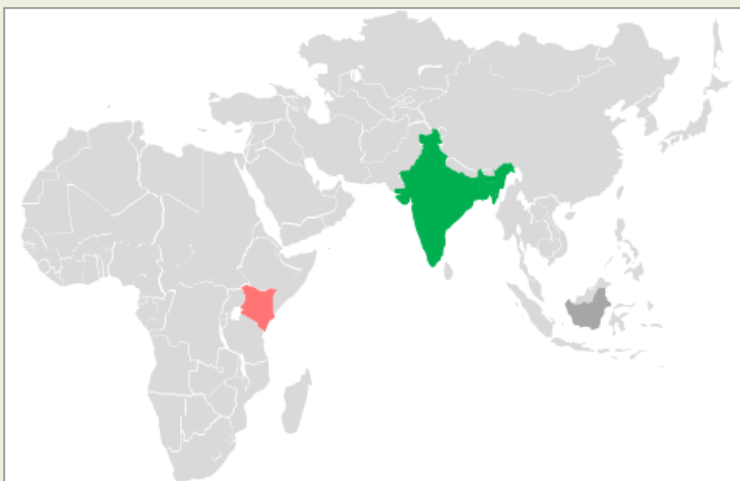
Source: MSL

**YEARLY SRI LANKAN TEA EXPORT QUANTITY (IN MN KG)
YTD SEPTEMBER (2013 – 2023)**



Source: Statistics Division, Sri Lanka Customs.

MARKET MOVEMENT AT INTERNATIONAL AUCTION CENTERS THIS WEEK



India



Bangladesh



Kenya



Indonesia market report details were not available at the time of printing this publication.

COMMENTS

Sale	Ex-Estate		Low Grown (Leafy/Tippy)		Total	
	Qty	Demand	Qty	Demand	Qty	Demand
41	0.6 MKgs	Lower	1.89 Mkgs	Lower	4.6 MKgs	Lower

WESTERN				
	SELECT BEST	BEST	BELOW BEST	PLAINER
BOP	Firm	↓ 70/-	↓ 50/-	↓ 70/-
BOPF	Firm	↓ 50/-	↓ 70/-	↓ 50/-

	NUWARA ELIYA	UDA PUSSELLAWA	UVA
BOP	Unsold	↓ 100/-	↓ 60/-
BOPF	↑ 100/-	↓ 50/-	↓ 50/-

	HIGH	MEDIUM	LOW
BP1	↓ 30/-	Firm	Firm
PF1	Irregular	Firm	↑ 50/-

HIGH & MEDIUM				
	SELECT BEST	BEST	BELOW BEST	OTHERS
BOP1	↑ 50/-	Firm	↓ 50/-	↓ 50/-
OP1	↓ 50/-	↓ 50/-	↓ 50/-	↓ 50/-
FBOP	↓ 50/-	↓ 50/-	↓ 50/-	↓ 50/-
FBOPF1	↓ 100/-	↓ 100/-	↓ 50/-	↓ 50/-
PEK	↓ 100/-	↓ 100/-	↓ 50/-	↓ 50/-
PEK1	↑ 50/-	↑ 100/-	↑ 100/-	↑ 50/-
OP/OPA	Firm	↓ 50/-	↓ 20/-	↓ 20/-

LEAFY / SEMI LEAFY				
	SELECT BEST	BEST	BELOW BEST	OTHERS
OP1	↑ 100/-	↑ 50/-	Firm	↓ 50/-
BOP1	↑ 80/-	↑ 70/-	Firm	
OP/OPA			↑ 30/-	
PEK			↓ 50/-	
PEK1			↓ 40/-	

SMALL LEAF / TIPPY				
FBOP	↓ 100/-	↓ 80/-	↓ 80/-	↓ 50/-
FBOP1	↓ 80/-	↓ 40/-	↓ 40/-	↓ 100/-
FBOPF1	↓ 100/-	↓ 100/-	↓ 50/-	↓ 80/-

PREMIUM FLOWERY		
	FBOPFEXSP	FBOPFSP
Select Best	↓ 100-200/-	↓ 200-300/-
Best	↓ 100/-	↓ 200-100/-
Below Best	↓ 100/-	↓ 100/-
Others	↓ 50/-	↓ 50/-



Crude Oil

As at 18th October 2023 – USD 91.41



Mombasa Auction

Demand: General demand.

Sri Lanka Tea Production for the month of September 2023 amounted to 18.72 Mn/Kg, vis-à-vis 20.96 Mn/Kg in 2022. (-2.24 Mn/Kg). Cumulative crop to end September 2023 was 193.24 Mn/Kg, compared with 192.38 Mn/Kg in 2022. (+0.86 Mn/Kg)

Elevation wise analysis shows that for the month of September 2023, High, Medium & Low Growns recorded a decrease of -0.46 Mn/Kg, -0.48 and -1.30 Mn/Kgs respectively in comparison to the corresponding month in the previous year.

CTC's recorded 1.63 Mn/Kg for the month of September 2023 compared to 1.96 Mn/Kg the previous year, which recorded a decrease of -0.33 Mn/Kg.

(Please refer page no.15 for more details)

Sri Lanka Tea Exports – Total quantity of tea exported for the month of September 2023 including Re-Exports with imported Tea amounted to 23.17 Mn/kg, recording an increase of 1.62 Mn/kg (7.52%) compared to the same period last year. The FOB price per Kg for the month was LKR 1,671.39 vis-à-vis LKR 1,981.63 (LKR -310.24). Total export earnings recorded a decrease of -LKR 3.98 billion (-9.31%) in 2023 as against the same month last year.

(Please refer page no.16 to 18 for more details)

CURRENCY BOARD – AS AT 18TH OCTOBER 2023

	United States Dollars (USD)		European Community Euro (EUR)		United Kingdom pounds (GBP)	
	Corresponding		Corresponding		Corresponding	
	2023	2022	2023	2022	2023	2022
Sri Lankan Rupee	318.92	360.41	335.53	351.77	386.89	406.77

(Courtesy - Central Bank of Sri Lanka)

Indian Rupee	83.23	82.27	87.90	80.49	101.39	93.05
Kenyan Shilling	148.75	120.00	157.09	117.41	181.20	135.73
Bangladesh Taka	108.89	100.49	115.00	98.32	132.65	113.66
Indonesian Rupiah	15,713.00	15,452.40	16,594.40	15,118.10	19,141.00	17,477.50
Malawi Kwacha	1,147.10	1,017.76	1,211.45	995.74	1,397.36	1,151.14
Vietnam Dong	24,488.00	24,288.60	25,861.70	23,763.20	29,830.40	27,471.80

(Courtesy - Oanda Corporation)

SRI LANKA RUPEE AGAINST US DOLLAR

TIME PERIOD 12/10/2023 TO 18/10/2023 (SPOT / BUYING RATE)

12/10/2023	318.07	16/10/2023	318.17	18/10/2023	318.92
13/10/2023	318.09	17/10/2023	318.28		

(Courtesy - Central bank of Sri Lanka)

QUANTITY SOLD DURING THE PERIOD 09TH - 17TH OCTOBER 2023

	2023		2022	
	WEEKLY	TODATE	WEEKLY	TODATE
PRIVATE SALES	126,103.10	4,046,799.16	71,117.50	3,323,361.33
PUBLIC AUCTION	3,841,704.00	192,966,353.50	4,496,815.00	193,387,413.00
FORWARD CONTRACTS	18,780.00	2,010,768.00	26,860.00	1,507,170.00
DIRECT SALES	-	-	-	-
TOTAL	3,986,587.10	199,023,920.66	4,594,792.50	198,217,944.33
BMF EXCLUDED FROM PRIVATE SALE	42,163.00	2,119,885.00	73,862.00	5,143,146.00

TEA
TECH
TIPS



Tea Grades must be made in the rolling operation in the wet stage. Crushing fired teas to increase small grades will remove "bloom" and damage the final product.

CROP AND WEATHER (FOR THE PERIOD 10TH – 16TH OCTOBER 2023)





























The Western and Nuwara Eliya planting districts experienced gloomy conditions followed by rain in the evenings. The Department of Meteorology forecasts misty mornings in Nuwara Eliya.

The Uva/Udapussellawa's reported overcast conditions followed by afternoon showers. Heavy showers are to be expected in Uva.

The Low grown's experienced dull conditions with rain. Showers are expected in Ruhuna and misty mornings in Sabaragamuwa.

All districts maintained their crop intakes except for the Low grown's which recorded an increase.

WEATHER FORECAST (FOR THE PERIOD 19TH – 25TH OCTOBER 2023)

	Thu (19/10)	Fri (20/10)	Sat (21/10)	Sun (22/10)	Mon (23/10)	Tue (24/10)	Wed (25/10)
Galle	29°/24°C 	31°/25° 	30°/24°C 	30°/25°C 	31°/24°C 	31°/24°C 	31°/24°C 
Matara	29°/23°C 	31°/24°C 	30°/23°C 	31°/24°C 	31°/23°C 	32°/24°C 	30°/25°C 
Ratnapura	28°/22°C 	30°/22°C 	30°/21°C 	31°/22°C 	31°/21°C 	32°/23°C 	29°/24°C 
Hatton/ Talawakelle	22°/17°C 	24°/17°C 	24°/15°C 	25°/17°C 	26°/17°C 	26°/17°C 	24°/19°C 

ORDER OF SALE THIS WEEK

EX EST	H/M-OFF GR & DUST	LEAFY/ SEMI LEAFY/ TIPPY/PREM & BOP1A
FW	Bartleet Produce Marketing (Pvt) Ltd	Asia Siyaka Commodities PLC
BC	Lanka Commodity Brokers	John Keells PLC
AS	Ceylon Tea Brokers PLC	Ceylon Tea Brokers PLC
JK	Eastern Brokers Ltd	Eastern Brokers Ltd
LC	John Keells PLC	Bartleet Produce Marketing (Pvt) Ltd
MC	Asia Siyaka Commodities PLC	Forbes & Walker Tea Brokers (Pvt) Ltd
EB	Mercantile Produce Brokers (Pvt) Ltd	Mercantile Produce Brokers (Pvt) Ltd
CTB	Forbes & Walker Tea Brokers (Pvt) Ltd	Lanka Commodity Brokers

CATALOGUE	LOTS	QTY (KGS)
EX-ESTATE	643	662,185
HIGH AND MEDIUM	1,454	616,942
LOW GROWN (LEAFY)	1,565	535,102
LOW GROWN (SEMI LEAFY)	1,435	601,803
LOW GROWN (TIPPY)	1,632	758,850
OFF GRADES + BOP1A	2,014	984,198
DUSTS	497	463,912
PREMIUM FLOWERY	347	51,826
TOTAL	9,587	4,674,818

HIGH GROWN TEAS

BOP Best Western's few invoices were firm whilst others eased by Rs.70/- per kg. Below best declined by Rs.50/- per kg. Plainer types dropped further. Nuwara Eliya's were mostly unsold. Uda Pussellawa's eased by Rs.100/- per kg. Uva's lost Rs.50-60/- per kg.

BOPF Best Western's were firm to lower by Rs.50/- per kg. Below best declined by Rs.50-70/- per kg. Plainer eased by Rs.50/- per kg and more towards the closure. Nuwara Eliya's selected invoices appreciated, balance were irregular. Uda Pussellawa's & Uva's easier by Rs.50/- per kg.

MEDIUM GROWN TEAS

BOP1 Select best gained by Rs.50/- per kg. Best remained unchanged. Below best and others declined by Rs. 50/- per kg.

OP1 Overall lower by Rs.50/- per kg.

OP/OPA Select best were firm. Best were easier by Rs. 50/- per kg. Below best and others declined by Rs. 20/- per kg.

PEKOE/PEKOE1 **PEK** – Select best and best were lower Rs.100/- per kg whilst below best and others declined by Rs.50/- per kg.

PEK1 – Select best moved up by Rs.50/- per kg. Best and below best appreciated by Rs. 100/- per kg whilst others increased by Rs. 50/- per kg.

FBOP/FBOPF1 **FBOP** – In general, dropped by Rs.50/- per kg.

FBOPF1 – Select best and best lost by Rs.100/- per kg. Below best and others eased Rs.50/- per kg.

CTC

HIGH GROWN **BP1** – Eased by Rs.30/- per kg.

PF1 – Irregular.

MEDIUM GROWN **BP1** – Maintained.

PF1 – Remained unchanged.

LOW GROWN **BP1** – Firm.

PF1 – Gained by Rs.50/- per kg.

QUOTATIONS-HIGH GROWNS	BOP		BOPF	
BEST WESTERNS	1,040	1,300	1,260	1,420
BELOW BEST WESTERNS	840	1,020	1,120	1,240
PLAINER WESTERNS	790	830	800	1,100
NUWARA ELIYAS	N/A		1,380	
UDAPUSSELLAWAS	710	740	920	940
BEST UVAS	N/A		1,020	1,100
OTHER UVAS	730		800	890
GOOD MEDIUMS	850	1,800	N/A	
POOR MEDIUMS	700	840	730	900
QUOTATIONS – UNORTHODOX	BP1		PF1	
(CTC) CTC (High & Medium)	740	1,020	720	1,260
CTC (Low)	1,160	1,220	1,000	1,650

LOW GROWN

- BOP1** Select best and best maintained whilst below best and poorer sorts declined.
- OP1** Select best were firm to dearer whilst best and below best held firm. Poorer sorts declined.
- OP** Select best were firm to dearer. Best and below best were firm. Poorer sorts too held firm.
- OPA** Select best were firm to lower. Best and below best were irregularly lower. Poorer sorts maintained.
- PEKOE/PEKOE1** Select best together with full range of bold PEK's were irregularly lower. Select best PEK1's were firm to dearer. Best and below best together with the poorer sorts eased.
- FBOP/FBOP1** Select best, best and below best were lower, whilst bottom held firm.
- BOP** All-round lower market.
- BOPF** All-round firm market.
- FBOPF/FBOPF1** Select best and best FBOPF's were firm whilst others were barely steady. Select best and best FBOPF1's were lower, others held firm.

QUOTATIONS	SELECT BEST	BEST	BELOW BEST	OTHER
BOP1	2,200-4,100	1,600-2,000	1,200-1,400	960-1,050
OP1	3,000-3,850	2,200-2,800	1,500-1,800	900-1,300
OP	1,500-1,700	1,300-1,500	1,100-1,250	900-1,050
OPA	1,300-2,200	1,160-1,300	1,000-1,160	800-1,000
PEKOE	1,850-2,250	1,600-1,750	1,250-1,550	1,000-1,150
PEKOE1	1,850-2,750	1,550-1,750	1,250-1,500	1,000-1,150
FBOP1	1,400-2,050	920-1,200	700-860	Below 650
FBOP	1,550-2,750	1,200-1,600	900-1,100	Below 850
BOP	1,450-2,550	1,200-1,400	900-1,100	Below 880
BOPF	960-1,080	850-920	750-820	Below 720
FBOPF1	1,440- 1,600	1,200-1,400	900-1,100	Below 820
FBOPF	1,150-1,750	780-980	680-750	Below 600
FFSP/FFEXSP/FFEXSP1	2,400-3,650	1,700- 2,450	1,100-1,500	Below 1,050

OFF GRADES

FGS/FGS1 High grown eased by Rs.40-60/- per kg and more towards the closure. Medium and Low Grown declined by Rs.10-20/- per kg. CTC's were firm.

BM/BP **BM** – Best varieties maintained. Below best and bottom were easier by Rs.10-20/- per kg.
BP – Firm in general.

BOP1A Select best were firm. Below best and poorer sorts which commenced Rs.10-20/- per kg easier and appreciated by Rs.10-20/- per kg as the sale progressed.

	HIGH		MEDIUM		LOW	
FNGS	560	880	560	760	550	800
P.FGS (CTC)	740		660	730	640	1,600
BP	620	920	610	980	630	1,200
BM	610	900	550	780	570	1,360
BOP1A	680	780	650	880	660	1,480

DUST

DUST1 Best and below best were irregularly dearer by Rs.60-80/- per kg and more towards the end. CTC's were firm to dearer by Rs. 20-40/- per kg. Best and below best low grown were firm on last.

DUST Clean Secondaries were firm to dearer by Rs.20-40/- per kg. Low grown maintained.

	HIGH		MEDIUM		LOW	
PRIMARY DUSTS	1,150	1,650	810	920	880	1,000
SECONDARY DUSTS	820	1,050	650	800	650	870
PDUST (CTC)	1,000	1,300	920	1,180	1,050	1,300

TOP PRICES - SALE NO. 41 OF 17TH / 18TH OCTOBER 2023

WESTERN MEDIUM			
Nayapane	BOP	1,800.00	
Hatale	BOPSp	1,420.00	
Doombagastalawa	BOPF/BOPFSP	870.00	
Dartry Valley	BOP1	2,150.00	
Hatale	FBOP/FBOP1	2,050.00	
Ancoombra	FBOPF/FBOPF1	1,550.00	
Hatale	FBOPF/FBOPF1	1,550.00	
Harangalla	OP/OPA	1,260.00	
Dartry Valley	OP/OPA	1,260.00	
Peniland	OP/OPA	1,260.00	
Dartry Valley	OP1	1,600.00	
Meezan	PEK/PEK1	2,050.00	
WESTERN HIGH			
Mattakelle	BOP	1,300.00	
Dessford	BOP	1,300.00	
Dessford	BOPSp	1,300.00	
Robgill	BOPF/BOPFSP	1,420.00	
Inverness	BOP1	1,380.00	
Inverness	FBOP/FBOP1	1,460.00	
Glenloch	FBOPF/FBOPF1	1,360.00	
Weddemulla	FBOPF/FBOPF1	1,320.00	@
Bambrakelly	OP/OPA	1,240.00	
Venture	OP1	1,400.00	
Weddemulla	PEK/PEK1	1,850.00	@
NUWARA ELIYA			
Mahagastotte	BOPF/BOPFSP	1,380.00	
Lovers Leap	FBOP/FBOP1	1,550.00	
Mahagastotte	OP/OPA	1,220.00	
Mahagastotte	PEK/PEK1	1,480.00	
UDA PUSSELLAWAS			
Brookside	BOP	740.00	
High Forest	BOPF/BOPFSP	980.00	
Liddesdale	BOPF/BOPFSP	980.00	
Gordon	BOP1	870.00	
Alma	FBOP/FBOP1	1,340.00	@
Alma	FBOPF/FBOPF1	1,440.00	@
Alma	OP	1,260.00	@
Alma	OPA	1,100.00	@
Alma	OP1	1,400.00	@
Alma	PEK	1,440.00	@
Alma	PEK1	1,950.00	@
UVA MEDIUM			
Aruna Passara	BOP	1,280.00	
High Spring	BOPSp	1,550.00	
Dickwella	BOPF/BOPFSp	1,400.00	
Demodera 'S'	BOP1	1,600.00	
Halpewatta Uva	FBOP/FBOP1	1,650.00	
Glen Alpin	FBOPF/FBOPF1	1,440.00	
High Spring	OP/OPA	1,240.00	
Maratenne	OP1	1,440.00	
Halpewatte Uva	PEK/PEK1	1,950.00	
UVA HIGH			
Aislaby	BOP	1,400.00	
Ranaya	BOPSp	980.00	@
Bandaraeliya	BOPF/BOPFSP	960.00	
Uva Highlands	BOP1	1,220.00	
Mount Uva	FBOP/FBOP1	1,550.00	@
Aislaby	FBOPF/FBOPF1	1,480.00	
Uva Highlands	FBOPF/FBOPF1	1,480.00	
Mount Uva	OP	1,260.00	@
Glenanore	OP	1,260.00	
Uva Highlands	OPA	1,260.00	
Mount Uva	OP1	1,440.00	@
Mount Uva	PEK/PEK1	1,900.00	@
Ranaya	PEK/PEK1	1,900.00	@
UNORTHODOX HIGH			
Dunsinane CTC	PF1	1,260.00	
Ulugedara CTC	BP1	770.00	
Dunsinane CTC	BPS	1,120.00	
UNORTHODOX MEDIUM			
New Peacock CTC	PF1	1,180.00	
Delta CTC	BP1	1,020.00	
Aultmore CTC	BPS	1,000.00	
UNORTHODOX LOW			
Kalubowitiyana CTC	PF1	1,650.00	
Hingalgoda CTC	PF1	1,650.00	
Suduwelipothahena CTC	BP1	1,160.00	

FUTURE SALES INFORMATION
SALE NO 42 OF 24TH/ 25TH OCTOBER 2023

EX-ESTATE	H/M-OFF GR & DUST	LEAFY/ SEMI LEAFY/ TIPPY/PREM & BOP1A
AS	Lanka Commodity Brokers	John Keells PLC
JK	Ceylon Tea Brokers PLC	Ceylon Tea Brokers PLC
LC	Eastern Brokers Ltd	Eastern Brokers Ltd
MC	John Keells PLC	Bartleet Produce Marketing (Pvt) Ltd
EB	Asia Siyaka Commodities PLC	Forbes & Walker Tea Brokers (Pvt) Ltd
CTB	Mercantile Produce Brokers (Pvt) Ltd	Mercantile Produce Brokers (Pvt) Ltd
BC	Forbes & Walker Tea Brokers (Pvt) Ltd	Lanka Commodity Brokers
FW	Bartleet Produce Marketing (Pvt) Ltd	Asia Siyaka Commodities PLC

Buyers Prompt: 31.10.2023

Sellers Prompt: 01.11.2023

AWAITING SALE - CATALOGUE DETAILS

	SALE OF 24TH / 25TH OCT 2023		SALE OF 31ST OCT / 01ST NOVE 2023	
	LOTS	QTY(KGS)	LOTS	QTY(KGS)
EX-ESTATE	689	719,428	636	672,798.0
HIGH AND MEDIUM	1,458	621,665	1,628	692,740
LOW GROWN (LEAFY)	1,572	557,427	1,817	660,569
LOW GROWN (SEMI LEAFY)	1,553	677,214	1,740	792,530
LOW GROWN (TIPPY)	1,799	871,876	1,882	898,433
OFF GRADES+BOP1A	2,066	1,005,359	2,097	1,048,958
DUSTS	549	512,910	527	484,950
PREMIUM FLOWERY	376	63,037	402	65,149
TOTAL	10,062	5,028,916	10,729	5,316,127
MAIN SALE & EX ESTATE CLOSED ON	05TH OCTOBER 2023		12TH OCTOBER 2023	

SALE NO. 44 – 07TH / 08TH NOVEMBER 2023

Ex-Estate catalogue and Main Sale catalogues are scheduled to be closed on the 19th October 2023

SALE NO. 45 – 14TH / 15TH NOVEMBER 2023

Ex-Estate catalogue and Main Sale catalogues are scheduled to be closed on the 26th October 2023

SALE NO. 46 – 21ST / 22ND NOVEMBER 2023

Ex-Estate catalogue and Main Sale catalogues are scheduled to be closed on the 02nd November 2023

ELEVATION WISE – STATISTICS – COLOMBO AUCTION AVERAGES

Elevation	LAST WEEK	WEEK BEFORE LAST	LAST YEAR	YEAR BEFORE
	(RS)	(RS)	(RS)	(RS)
	Sale- 10.10.2023	Sale- 03.10.2023	Corres 2022	Corres 2021
Uva High	954.18	947.81	1438.56	541.05
Western High	1043.41	1052.58	1554.11	628.87
CTC High	969.58	948.92	1318.73	566.53
Total High Grown	1017.00	1019.59	1512.06	598.76
Uva Medium	1016.38	1012.14	1427.93	552.29
Western Medium	922.84	924.24	1270.56	507.48
CTC Medium	862.63	835.29	1100.11	483.06
Total Medium Grown	951.93	948.43	1325.12	523.19
Orthodox Low	1229.65	1218.77	1623.42	646.78
CTC Low	965.45	972.92	1015.22	475.38
Total Low Grown	1211.39	1201.31	1574.74	637.46
TOTAL	1126.61	1122.66	1519.72	609.92

Elevation	LAST WEEK	WEEK BEFORE LAST	LAST YEAR	YEAR BEFORE
	(\$)	(\$)	(\$)	(\$)
	Sale- 10.10.2023	Sale- 03.10.2023	Corres 2022	Corres 2021
Uva High	2.95	2.93	3.96	2.67
Western High	3.22	3.25	4.28	3.11
CTC High	3.00	2.93	3.63	2.80
Total High Grown	3.14	3.15	4.17	2.96
Uva Medium	3.14	3.13	3.93	2.73
Western Medium	2.85	2.85	3.50	2.51
CTC Medium	2.67	2.58	3.03	2.39
Total Medium Grown	2.94	2.93	3.65	2.58
Orthodox Low	3.80	3.76	4.47	3.20
CTC Low	2.98	3.00	2.80	2.35
Total Low Grown	3.74	3.71	4.34	3.15
Weekly Total (USD)	3.48	3.47	4.19	3.01
Exchange Rate (LKR)	323.60	323.80	362.90	202.40

Elevation	TODATE	TODATE	TODATE	TODATE	TODATE	TODATE
	2021	2022	2023	2021	2022	2023
	(RS)	(RS)	(RS)	(\$)	(\$)	(\$)
Uva High	548.12	1062.96	985.98	2.78	3.37	3.00
Western High	599.74	1054.71	1128.55	3.04	3.34	3.43
CTC High	530.67	918.20	989.52	2.69	2.91	3.01
Total High Grown	583.73	1057.52	1083.56	2.96	3.35	3.30
Uva Medium	566.10	1128.64	1029.92	2.87	3.58	3.13
Western Medium	535.51	938.77	990.38	2.71	2.98	3.01
CTC Medium	498.34	791.86	919.43	2.52	2.51	2.80
Total Medium Grown	544.98	999.39	1002.85	2.76	3.17	3.05
Orthodox Low	653.99	1343.14	1285.03	3.31	4.26	3.91
CTC Low	504.57	938.22	968.97	2.55	2.97	2.95
Total Low Grown	645.79	1315.32	1267.34	3.27	4.17	3.86
TOTAL	615.56	1209.40	1184.25	3.12	3.83	3.60

Cumulative Sale Averages – 1 USD= Rs. (Monthly Weighted Average) **197.51** **315.37** **328.66**

(Source: MSL/ CBSL)

WORLD TEA PRODUCTION (IN MILLION KILOS)

Country	Month	Month		To-date		Diff (+/-)
		2022	2023	2022	2023	2022 vs 2023
Sri Lanka	Sep	21.2	18.7	192.8	193.2	0.4
Bangladesh	Aug	10.8	14.5	49.1	54.6	5.5
North India	Aug	171	158	653.9	645.7	-8.2
South India	Aug	14.5	19.9	153.6	155.5	1.9
Kenya	Jul	34	44.7	305.2	318.3	13.1
Malawi	Jul	1.29	1.26	33.7	31.8	-1.9

(Source: Africa Tea Brokers/National Brokers Ltd)

MOMBASA AUCTION OF 16TH, 17TH & 18TH OCTOBER 2023

General demand continued fair for the 197,480 packages (13,303,982.10 kilos) available in the market; 32.65% were neglected.

Egyptian Packers showed improved interest and were strong while Pakistan Packers and UK maintained enquiry. Kazakhstan, other CIS states, Yemen and other Middle Eastern countries were active but at lower levels. South Sudan lent more support with Afghanistan selective. Bazaar reduced interest while Russia, Sudan and Iran were absent. Local Packers were more active while Somalia maintained support at the lower end of the market but at easier levels.

BP1: Best – Met reduced enquiry and lost up to USC66 with selected invoices discounted by USC82 and USC110, a few lines however, were steady to USC16 dearer. Brighter – Ranged between firm to USC14 dearer to USC16 below last levels with select teas shedding USC38. Mediums – KTDA mediums were firm at reserve price levels were sold while plantation mediums were easier by up to USC50. Lower Medium – Lost up to USC28 with a few teas remaining unsold. Plainer – Shed up to USC16.

PF1: Best – Were firm to US49 easier. Brighter – Steady to USC22 below last prices. Mediums – KTDA mediums held value with only a few teas gaining up to USC12. Plantation mediums ranged between firm to USC7 dearer to easier by up to USC21. Lower Medium – Were firm to USC18 easier. Plainer – Varied between steady to mostly USC22 easier to dearer by up to USC10 for a few lines.

PDUST: Best – Met irregular interest ranging between steady to USC17 dearer to easier by up to USC18 with select invoices discounted by up to USC39. Brighter – Were irregularly easier by up to USC12 but a few teas advanced by up to USC14. Mediums – KTDA mediums were steady at previous prices while plantation mediums appreciated by up to USC14. Lower Medium – Irregular varying between firm to USC29 dearer to easier by up to USC17. Plainer – Were mostly firm to USC19 below last levels but a few lines advanced by up to USC7 with selected invoices gaining USC32.

DUST1: Best – Steady to USC12 easier with a few lines dearer by up to USC8. Brighter – Firm to USC18 easier. Mediums – KTDA mediums were steady to USC4 dearer to easier by up to USC14 with plantation mediums ranging between mainly firm to USC24 dearer to easier by up to USC26 for a few lines. Lower Medium – Met improved interest and were generally steady to dearer by up to USC16 but a few teas lost up to USC10. Plainer – Were firm to USC16 above previous rates.

SECONDARY GRADES (S1) In the Secondary Catalogues, best BPs tended easier while others were firm with PFs steady. Clean well sorted coloury Fannings eased with similar DUSTs firm. Other Fannings held value while DUSTs sold at previous levels. BMFs were readily absorbed.

(Courtesy - Africa Tea Brokers Limited)

BANGLADESH AUCTION OF 16TH OCTOBER 2023

CTC LEAF: 66,744 packages of tea on offer met with a fairly good demand.

BROKENS: Good liquoring small Brokens met with a good demand and were generally firm to occasionally dearer following competition. Larger Brokens met with less demand and where sold eased further and there were more withdrawals in this category. Plain types met with an easier market and there were several withdrawals. BLF teas met with a little more interest at around last levels.

FANNINGS: Good liquoring Fannings were in strong demand and were mostly firm to occasionally dearer. Medium varieties saw fair interest but were easier. Plain types were easier with more withdrawals. BLF teas met with a little more interest at around last levels.

CTC DUST: 11,778 packages of tea on offer again met with a good demand. Good liquoring Dusts were a better market and sold well. Mediums were in fair demand and had some withdrawals. Plain and BLF Dusts sold at easier prices with some withdrawals. Blenders were active with fair interest from the Loose tea buyers.

COMMENTS: There was quite a good demand this week mostly coming from the Blenders who continued to lend useful support. Loose tea buyers were subdued and as a result there was a little less competition noticeable this week. CDs sold well at dearer prices.

(Courtesy - National Brokers Limited)

KOLKATA AUCTION OF 17TH / 18TH OCTOBER 2023

Good demand. Assams sold so far are around last levels. Select weight of medium and plainer Dooars seen so far are firm. W I - Operating . HUL - Operating . TCPL - Operating . Exporters - Some enquiry. Local - Operating Based on PTM, GPT & PAR's (1st session) Catalogue .

(Courtesy - Associated Brokers (Pvt) Ltd, Kolkata)

GUWAHATI AUCTION OF 16TH OCTOBER 2023

Fair demand at irregular around last levels (Based on ETB and ABL catalogue). Major blenders / Western India / Internal operating. Exporters operating on larger brokens.

(Courtesy - Associated Brokers (Pvt) Ltd, Guwahati)

MALAWI AUCTION OF 18TH OCTOBER 2023

There was less demand for the small quantity on offer of 2200 packages.

BP1 - sold 3USC below valuation.

PF1 - Single invoice fetched 3USC below valuation and balance were taken out without bids.

PD - Single invoice sold 7USC below valuation.

D1 - All taken out under bids.

PF1SC - Sold at valuation to 9USC below where sold.

Secondaries - Few available on offer were 2-3USC easier.

(Courtesy - Tea Brokers Central Africa Ltd)

JAKARTA AUCTION

The above market report details were not available at the time of printing this publication.

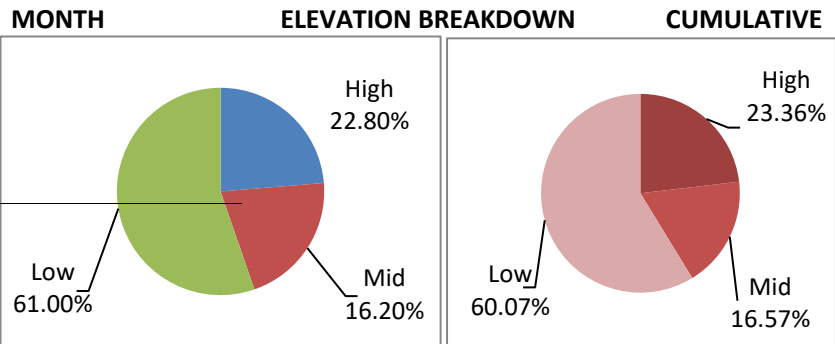
TEA PRODUCTION STATISTICS - SEPTEMBER 2023

We give below production figures for the month of September 2023, together with the corresponding figures of 2022 (Kgs)

	2023		2022		DIFFERENT FROM LAST YEAR +/-	
	SEPTEMBER	TODATE	SEPTEMBER	TODATE	MONTH	CUMULATIVE
ORTHODOX						
High Grown	3,786,517.00	40,185,673.00	4,216,193.00	39,083,220.00	-429,676.00	1,102,453.00
Medium Grown	2,529,329.00	25,651,433.00	2,850,880.00	25,560,741.00	-321,551.00	90,692.00
Low Grown	10,578,350.00	108,523,368.00	11,767,620.00	109,343,394.00	-1,189,270.00	-820,026.00
Total	16,894,196.00	174,360,474.00	18,834,693.00	173,987,355.00	-1,940,497.00	373,119.00
CTC						
High Grown	345,993.00	4,061,151.00	435,794.00	3,960,903.00	-89,801.00	100,248.00
Medium Grown	446,349.00	5,555,909.00	579,635.00	4,889,894.00	-133,286.00	666,015.00
Low Grown	833,447.00	7,551,662.00	940,775.00	8,269,844.00	-107,328.00	-718,182.00
Total	1,625,789.00	17,168,722.00	1,956,204.00	17,120,641.00	-330,415.00	48,081.00
TOTAL BLACK TEA PRODUCTION						
High Grown	4,132,510.00	44,246,824.00	4,651,987.00	43,044,123.00	-519,477.00	1,202,701.00
Medium Grown	2,975,678.00	31,207,342.00	3,430,515.00	30,450,635.00	-454,837.00	756,707.00
Low Grown	11,411,797.00	116,075,030.00	12,708,395.00	117,613,238.00	-1,296,598.00	-1,538,208.00
Total	18,519,985.00	191,529,196.00	20,790,897.00	191,107,996.00	-2,270,912.00	421,200.00
GREEN TEA						
High Grown	140,219.00	897,147.00	81,886.00	636,483.00	58,333.00	260,664.00
Medium Grown	62,401.00	801,541.00	90,553.00	629,724.00	-28,152.00	171,817.00
Low Grown	906.00	7,455.00	0.00	2,210.00	906.00	5,245.00
Total	203,526.00	1,706,143.00	172,439.00	1,268,417.00	31,087.00	437,726.00
TOTAL TEA PRODUCTION						
High Grown	4,272,729.00	45,143,971.00	4,733,873.00	43,680,606.00	-461,144.00	1,463,365.00
Medium Grown	3,038,079.00	32,008,883.00	3,521,068.00	31,080,359.00	-482,989.00	928,524.00
Low Grown	11,412,703.00	116,082,485.00	12,708,395.00	117,615,448.00	-1,295,692.00	-1,532,963.00
Total	18,723,511.00	193,235,339.00	20,963,336.00	192,376,413.00	-2,239,825.00	858,926.00

ANALYSIS OF TEA PRODUCTION

%	Month	Cumulative
High Grown	22.80	23.36
Medium Grown	16.20	16.57
Low Grown	61.00	60.07
Total	100.00	100.00



CTC PRODUCTION AS A PERCENTAGE OF BLACK TEA PRODUCTION

Month	8.8
Cumulative	9.0

(Source: SLTB)

SRI LANKA TEA EXPORTS – SEPTEMBER 2023

Description	September -- 2023			September -- 2022		
	Quantity (Kg)	Value (Rs)	FOB Price per Kg	Quantity (Kg)	Value (Rs)	FOB Price per Kg
Tea in Bulk	9,532,003	13,661,715,471	1,433.25	9,862,301	17,216,347,123	1,745.67
Tea in Packets	11,120,368	17,389,088,541	1,563.72	9,262,030	16,983,361,152	1,833.65
Tea in Bags	2,021,639	5,730,554,683	2,834.61	1,654,160	5,691,068,882	3,440.46
Instant Tea	106,995	389,622,056	3,641.49	384,571	1,118,476,433	2,908.37
Green Tea	384,482	1,547,608,534	4,025.18	381,834	1,684,779,428	4,412.34
Grand Total	23,165,487	38,718,589,285	1,671.39	21,544,896	42,694,033,018	1,981.63
Approx. \$ Value	\$ 119,957,477.92		\$ 5.18	\$ 117,814,807.42		\$ 5.47

Description	January to September 2023			January to September 2022		
	Quantity (Kg)	Value (Rs)	FOB Price per Kg	Quantity (Kg)	Value (Rs)	FOB Price per Kg
Tea in Bulk	77,820,028	117,423,364,055	1,508.91	84,196,594	112,894,010,241	1,340.84
Tea in Packets	81,365,735	136,811,792,478	1,681.44	86,536,946	121,915,444,668	1,408.83
Tea in Bags	17,089,020	49,609,619,368	2,903.01	16,523,451	42,266,292,263	2,557.96
Instant Tea	1,875,862	6,409,557,313	3,416.86	2,143,928	5,254,260,816	2,450.76
Green Tea	3,336,034	13,639,481,284	4,088.53	3,206,999	11,918,591,109	3,716.43
Grand Total	181,486,680	323,893,814,498	1,784.67	192,607,917	294,248,599,097	1,527.71
Approx. \$ Value	\$ 988,053,489.82		\$ 5.44	\$ 951,983,561.74		\$ 4.94

FOB PRICES VS DOLLAR RATE JAN TO SEPTEMBER 2023 VS 2022

Month	Year - 2023			Year - 2022		
	FOB	FOB \$	CBSL \$ Rate	FOB	FOB \$	CBSL \$ Rate
January	2,055.34	5.67	362.42	948.24	4.71	201.46
February	2,040.25	5.64	361.98	962.27	4.77	201.74
March	2,018.87	6.13	329.47	1,045.14	4.09	255.81
April	1,856.62	5.78	321.42	1,404.51	4.40	319.44
May	1,755.58	5.66	310.16	1,705.14	4.75	358.94
June	1,568.97	5.21	301.26	1,779.63	4.94	360.24
July	1,615.31	5.06	319.29	1,863.74	5.16	360.87
August	1,648.85	5.13	321.58	1,951.82	5.41	361.00
September	1,671.39	5.18	322.77	1,981.63	5.47	362.38

SRI LANKA TEA EXPORTS – COUNTRY WISE

Country	Jan to September 2023 Qty (Kg)	Jan to September 2022 Qty (Kg)	Diff. in Qty (M.Kg)
Iraq	25,831,376	35,330,448	(9.50)
Turkey	23,509,933	10,783,501	12.73
Russia	17,747,012	17,803,995	(0.06)
U.A.E.	13,193,037	16,709,750	(3.52)
Other Cis Countries	9,079,710	10,959,983	(1.88)
China	9,028,479	8,663,552	0.36
Libya	7,149,534	9,316,179	(2.17)
Chile	5,751,815	5,719,765	0.03
Syria	5,235,092	4,884,482	0.35
Saudi Arabia	5,021,801	4,629,200	0.39
Germany	4,651,481	5,387,544	(0.74)
Iran	4,166,968	10,421,252	(6.25)
U.S.A.	4,089,744	4,939,636	(0.85)
Jordan	3,600,984	3,029,857	0.57
Japan	3,596,664	4,425,625	(0.83)
Taiwan	3,265,020	3,816,517	(0.55)
Belgium	2,781,486	2,172,133	0.61
Hong Kong	2,660,126	2,837,002	(0.18)
Poland	2,508,210	2,667,407	(0.16)
Lebanon	2,042,869	807,244	1.24
Ukraine	1,608,578	1,887,282	(0.28)
Ireland	1,478,417	1,846,800	(0.37)
Israel	1,402,919	1,527,112	(0.12)
Australia	1,365,950	1,661,159	(0.30)
Egypt	1,279,027	1,613,354	(0.33)
Netherlands (Holand)	1,259,386	1,655,583	(0.40)
South Africa	1,224,261	1,255,639	(0.03)
Kuwait	1,165,525	1,179,025	(0.01)
Italy	1,127,628	932,422	0.20
U.K.	944,929	776,998	0.17
Other	13,718,720	12,967,470	0.75
Grand Total	181,486,680	192,607,917	(11.12)

(Source: SL Customs - Statistical Division)

SRI LANKA TEA EXPORTS – SEPTEMBER 2023

Total quantity of tea exported for the month of September 2023 including Re-Exports with imported Tea amounted to 23.17 Mn/kg, recording an increase of 1.62 Mn/kg (7.52%) compared to the same period last year. The FOB price per Kg for the month was LKR 1,671.39 vis-à-vis LKR 1,981.63 (LKR -310.24). Total export earnings recorded a decrease of -LKR 3.98 billion (-9.31%) in 2023 as against the same month last year.

Cumulative exports for the period January to September 2023 including Re-Exports with imported Tea amounted to 181.49 Mn/kg, showing a decline of -11.12 Mn/Kg (-5.77%) compared to last year. The FOB price per Kg for January to September 2023 recorded LKR 1,784.67 vis-à-vis LKR 1,527.71 for the corresponding period in 2022 (LKR +256.96). Total export value for the period under reference showed an increase of LKR 29.65 billion (10.07%) compared to 2022.

Equivalent USD export earnings for the cumulative period January to September 2023 amounted to approximately USD 988.05 million compared with 951.98 million in the same period last year showing an increase of approximately USD 36.07 million.

Country wise analysis of exports reveals that Iraq has emerged as the largest export destination from Sri Lanka followed by Turkey and Russia.