



**Ceylon Tea
Brokers**

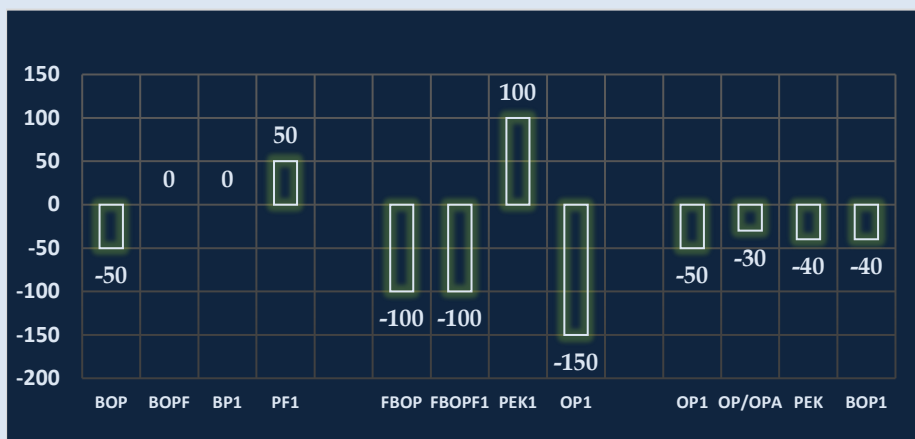


MARKET SNAPSHOT

SALE NO. 40 OF 10TH / 11TH OCTOBER 2023

CEYLON TEA BROKERS PLC
Level 7, Millenium House, No.46/58, Nawam Mawatha, Colombo 2
Tel: 011-460777 Fax: 011-4607788
Email: general@ceylontebrokers.com
Web: www.ceylontebrokers.com

Met with lower demand all round.



EX-ESTATE

MEDIUM

LOW GROWN

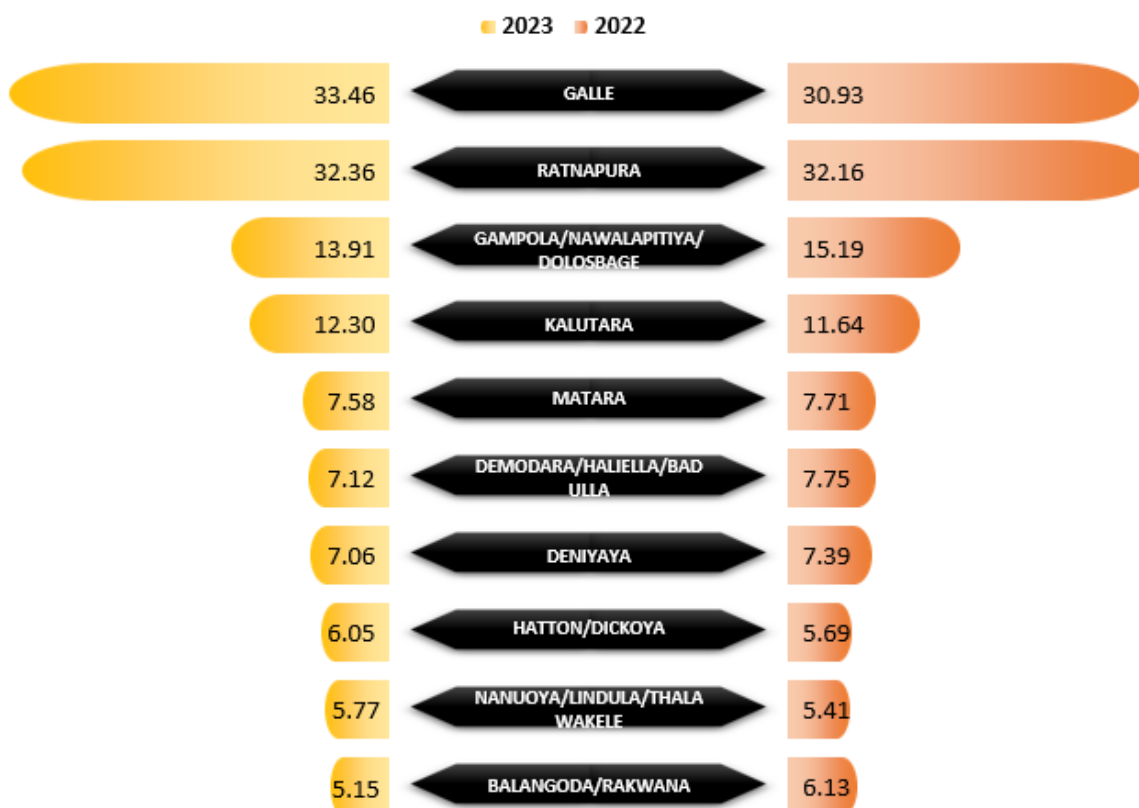
Currency - 11th October
LKR/USD 318.03

September
Rs. 1,120.86
USD \$ 3.51

Elevation Average

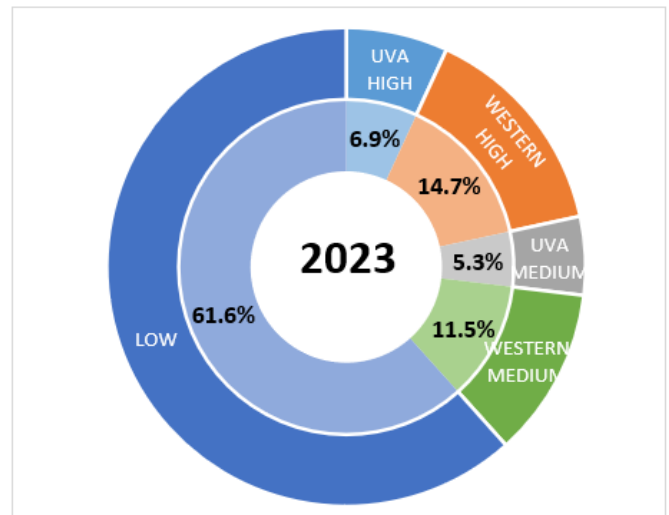
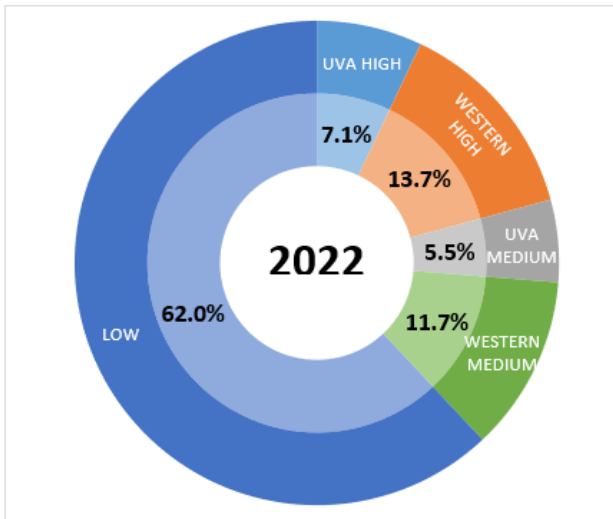
ELV	RS	USD
High	1,022.15	\$ 3.23
Medium	951.46	\$ 3.15
Low	1,198.82	\$ 3.67

TOP 10 AGRO CLIMATIC DISTRICTS ON TEA SOLD QUANTITY (IN MN KG)
YTD SEPTEMBER - 2023 VS 2022



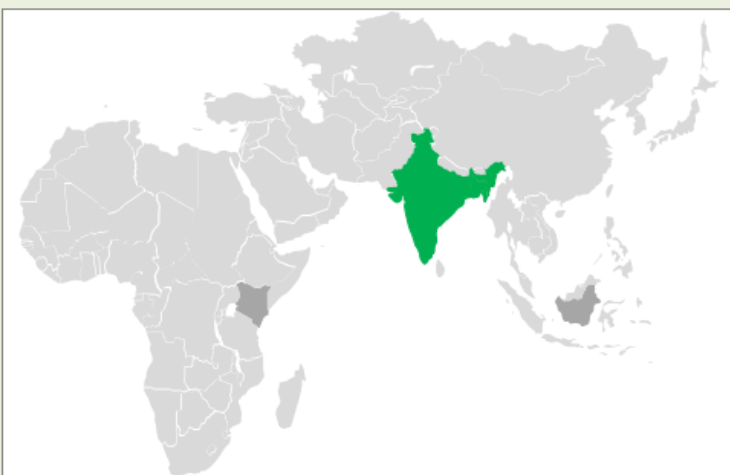
(Source: SSP)

**COMPOSITION OF ELEVATION WISE SRI LANKA TEA SOLD QUANTITY
YTD SEPTEMBER - 2023 VS 2022**



(Source: MSL)

MARKET MOVEMENT AT INTERNATIONAL AUCTION CENTERS THIS WEEK



India



Bangladesh



Kenya / Indonesia



The above market report details were not available at the time of printing this publication.

COMMENTS

Sale	Ex-Estate		Low Grown (Leafy/Tippy)		Total	
	Qty	Demand	Qty	Demand	Qty	Demand
40	0.6 MKgs	Lower	1.9 Mkgs	Lower	4.7 Mkgs	Lower

WESTERN				
	SELECT BEST	BEST	BELOW BEST	PLAINER
BOP	↑ 50/-	↓ 50/-	↓ 50/-	↓ 80/-
BOPF	Firm	↓ 50/-	Firm	↓ 50/-

	NUWARA ELIYA	UDA PUSSELLAWA	UVA
BOP	↑ 50/-	↓ 50/-	↓ 80/-
BOPF	N/A	↑ 30/-	Firm

	HIGH	MEDIUM	LOW
BP1	Firm	Firm	↑ 50/-
PF1	Firm	Firm	↓ 50/-

HIGH & MEDIUM				
	SELECT BEST	BEST	BELOW BEST	OTHERS
BOP1	↓ 100/-	↓ 50/-	↓ 50/-	Firm
OP1	↓ 150/-	↓ 100/-	↓ 50/-	Firm
FBOP	↓ 50/-	↓ 100/-	↓ 50/-	Firm
FBOPF1	↓ 100/-	↓ 50/-	Firm	↓ 50/-
PEK	↓ 50/-	↓ 100/-	↓ 100/-	Firm
PEK1	Firm	↑ 50/-	↑ 50/-	↑ 50/-
OP/OPA	↓ 50/-	↓ 100/-	↓ 20/-	Firm

LEAFY / SEMI LEAFY				
	SELECT BEST	BEST	BELOW BEST	OTHERS
OP1	↑ 50/-	↓ 50/-	↓ 40/-	↓ 50/-
BOP1	↓ 50/-	↓ 40/-	↓ 40/-	↓ 40/-
OP/OPA			↓ 30/-	
PEK			↓ 40/-	
PEK1			↑ 50/-	

SMALL LEAF / TIPPY				
FBOP	↓ 100/-	↓ 80/-	↓ 100/-	↓ 50/-
FBOP1	↓ 100/-	↓ 100/-	↓ 60/-	↓ 60/-
FBOPF1	↓ 50/-	↓ 100/-	↓ 60/-	↓ 50/-

PREMIUM FLOWERY		
	FBOPFEXSP	FBOPFSP
Select Best	↓ 100-200/-	↓ 100/-
Best	↓ 100/-	↓ 50-100/-
Below Best	↓ 100/-	↓ 200/-
Others	↓ 50-100/-	↓ 100/-



Crude Oil

As at 11th October 2023 – USD 86.71

CURRENCY BOARD – AS AT 11TH OCTOBER 2023

	United States Dollars (USD)		European Community Euro (EUR)		United Kingdom pounds (GBP)	
	Corresponding		Corresponding		Corresponding	
	2023	2022	2023	2022	2023	2022
Sri Lankan Rupee	318.03	359.24	335.88	345.68	390.21	394.42

(Courtesy - Central Bank of Sri Lanka)

Indian Rupee	83.22	82.45	88.12	80.08	102.01	91.22
Kenyan Shilling	147.77	119.89	156.46	116.45	181.12	132.65
Bangladesh Taka	108.90	100.95	115.30	98.05	133.48	111.69
Indonesian Rupiah	15,710.80	15,302.00	16,634.70	14,862.40	19,257.00	16,930.70
Malawi Kwacha	1,149.34	1,015.70	1,216.92	986.52	1,408.76	1,123.81
Vietnam Dong	24,393.90	23,872.20	25,828.30	23,186.50	29,899.90	26,413.10

(Courtesy - Oanda Corporation)

SRI LANKA RUPEE AGAINST US DOLLAR

TIME PERIOD 05/10/2023 TO 11/10/2023 (SPOT / BUYING RATE)

05/10/2023	318.23	09/10/2023	318.31	11/10/2023	318.03
06/10/2023	318.28	10/10/2023	317.91		

(Courtesy - Central bank of Sri Lanka)

QUANTITY SOLD DURING THE PERIOD 02ND - 07TH OCTOBER 2023

	2023		2022	
	WEEKLY	TODATE	WEEKLY	TODATE
PRIVATE SALES	119,033.00	3,920,696.06	100,842.00	3,252,243.83
PUBLIC AUCTION	4,029,308.00	189,124,649.50	4,068,532.00	188,890,598.00
FORWARD CONTRACTS	17,980.00	1,991,988.00	31,450.00	1,480,310.00
DIRECT SALES	-	-	-	-
TOTAL	4,166,321.00	195,037,333.56	4,200,824.00	193,623,151.83
BMF EXCLUDED FROM PRIVATE SALE	82,230.00	2,077,722.00	36,124.00	5,069,284.00

TEA
TECH
TIPS



C T C manufacture requires a better-quality leaf than Orthodox process and contrary to common belief, is not an answer to overcome poor leaf quality.

CROP AND WEATHER (FOR THE PERIOD 03RD – 09TH OCTOBER 2023)





























The Western and Nuwara Eliya planting districts experienced gloomy conditions with rain. The Department of Meteorology forecasts light showers in the Western region.

The Uva/Udapussellawa's reported overcast conditions followed by showers. Heavy evening showers are to be expected in Uva.

The Low grown's experienced dull conditions with showers. Heavy evening showers are to be expected in the Sabaragamuwa district.

The Western, Udapussellawa and Low grown districts recorded an increase in their crop intake whilst the Nuwara Eliya's maintained. Uva's reported a decline.

WEATHER FORECAST (FOR THE PERIOD 12TH – 18TH OCTOBER 2023)

	Thu (12/10)	Fri (13/10)	Sat (14/10)	Sun (15/10)	Mon (16/10)	Tue (17/10)	Wed (18/10)
Galle	30°/24°C 	30°/24°C 	30°/24°C 	30°/25°C 	31°/24°C 	31°/25°C 	31°/24°C 
Matara	31°/23°C 	32°/23°C 	31°/23°C 	30°/23°C 	31°/24°C 	30°/26°C 	29°/26°C 
Ratnapura	29°/21°C 	30°/21°C 	29°/21°C 	29°/21°C 	31°/22°C 	29°/24°C 	30°/24°C 
Hatton/ Talawakelle	24°/17°C 	24°/17°C 	25°/16°C 	24°/16°C 	26°/17°C 	24°/19°C 	25°/18°C 

ORDER OF SALE THIS WEEK

EX EST	H/M-OFF GR & DUST	LEAFY/ SEMI LEAFY/ TIPPY/PREM & BOP1A
CTB	Eastern Brokers Ltd	Lanka Commodity Brokers
FW	Ceylon Tea Brokers PLC	Asia Siyaka Commodities PLC
BC	Lanka Commodity Brokers	John Keells PLC
AS	Bartleet Produce Marketing (Pvt) Ltd	Ceylon Tea Brokers PLC
JK	Forbes & Walker Tea Brokers (Pvt) Ltd	Eastern Brokers Ltd
LC	Mercantile Produce Brokers (Pvt) Ltd	Bartleet Produce Marketing (Pvt) Ltd
MC	Asia Siyaka Commodities PLC	Forbes & Walker Tea Brokers (Pvt) Ltd
EB	John Keells PLC	Mercantile Produce Brokers (Pvt) Ltd

CATALOGUE	LOTS	QTY (KGS)
EX-ESTATE	626	644,305.0
HIGH AND MEDIUM	1,467	613,528
LOW GROWN (LEAFY)	1,565	547,014
LOW GROWN (SEMI LEAFY)	1,450	605,027
LOW GROWN (TIPPY)	1,621	748,064
OFF GRADES + BOP1A	2,124	1,066,408
DUSTS	517	474,426
PREMIUM FLOWERY	328	48,137
TOTAL	9,698	4,746,909

HIGH GROWN TEAS

BOP Best Western's few selected invoices gained by Rs.50/- per kg whilst others declined by a similar margin. Below best and plainer types dropped further particularly more towards the end. Nuwara Eliya's were firm and occasionally dearer. Uda Pussellawa's eased by Rs.50/- per kg and more. Uva's lost further.

BOPF Best Western's were firm to lower by Rs. 50/- per kg. Below best mostly sold around last levels. Plainer types were irregular. Nuwara Eliya's had hardly any offerings. Cleaner Uda Pussellawa's gained by Rs.30/- per kg whilst balance maintained. Uva's held firm.

MEDIUM GROWN TEAS

BOP1 Select best dropped by Rs.100/- per kg. Best and below best were lower by Rs.50/- per kg whilst others held firm.

OP1 Select best lost by Rs.150/- per kg whilst best eased by Rs.100/- per kg. Below best lower by Rs.50/- per kg whilst others maintained.

OP/OPA Select best declined by Rs.50/- per kg whilst best lost by Rs.100/- per kg. Below best lower by Rs.20/- per kg. Others remained unchanged.

PEKOE/PEKOE1 **PEK** – Select best lower by Rs.50/- per kg whilst best and Below best lost by Rs.100/- per kg. Others held firm.

PEK1 – Select best maintained, whilst all others dearer by Rs.50/- per kg.

FBOP/FBOPF1 **FBOP** – Select best eased by Rs.50/- per kg whilst best declined by Rs.100/- per kg. Below best were lower by Rs.50/- per kg. Others remained unchanged.

FBOPF1 – Select best were lower by Rs.100/- per kg. Best eased Rs.50/- per kg. Below best maintained. Others lost Rs.50/- per kg.

CTC

HIGH GROWN **BP1** – Remained unchanged.

PF1 – Sold around last levels.

MEDIUM GROWN **BP1** – Maintained.

PF1 – Firm to Rs. 50/- per kg dearer.

LOW GROWN **BP1** – Firm to Rs. 50/- per kg dearer.

PF1 – Eased by Rs.50/- per kg.

QUOTATIONS-HIGH GROWNS	BOP		BOPF	
BEST WESTERNS	1100	1240	1220	1360
BELOW BEST WESTERNS	850	1080	1100	1200
PLAINER WESTERNS	750	840	900	1080
NUWARA ELIYAS	1200		1200	
UDAPUSSELLAWAS	710	740	920	1120
BEST UVAS	900		1020	1100
OTHER UVAS	720	800	800	940
GOOD MEDIUMS	880	1850	N/A	
POOR MEDIUMS	700	850	770	940
QUOTATIONS – UNORTHODOX	BP1		PF1	
(CTC) CTC (High & Medium)	760	1100	750	1220
CTC (Low)	1180	1320	1000	1600

LOW GROWN

- BOP1** Select best maintained. Best firm to dearer whilst below best and poorer sorts declined.
- OP1** Select best were firm to dearer whilst best and below best held firm. Poorer sorts declined.
- OP** Select best were firm to dearer. Best and below best were firm. Poorer sorts too held firm.
- OPA** Select best were firm to lower. Best and below best were irregularly lower. Poorer sorts maintained.
- PEKOE/PEKOE1** Select best together with full range of bold PEK's were irregularly lower. Select best PEK1's were firm to dearer. Best and below best together with the poorer sorts eased.
- FBOP/FBOP1** Select best, best and below best were lower, whilst bottom held firm.
- BOP** All-round firm market.
- BOPF** All-round firm market.
- FBOPF/FBOPF1** Select best and best FBOPF's were lower whilst others were barely steady. Select best and best FBOPF1's were firm, others were lower.

QUOTATIONS	SELECT BEST	BEST	BELOW BEST	OTHER
BOP1	2,200-3,900	1,600-2,000	1,200-1,400	960-1,050
OP1	3,000-3,700	2,200-2,800	1,500-1,800	900-1,300
OP	1,500-1,800	1,300-1,500	1,100-1,250	900-1,050
OPA	1,300-2,400	1,160-1,300	1,000-1,160	800-1,000
PEKOE	1,850-2,600	1,600-1,750	1,250-1,550	1,000-1,150
PEKOE1	1,850-2,650	1,550-1,750	1,250-1,500	1,000-1,150
FBOP1	1,400-2,050	920-1,200	700-860	Below 650
FBOP	1,600-2,600	1,200-1,600	900-1,100	Below 850
BOP	1,450-2,600	1,200-1,400	900-1,100	Below 880
BOPF	980-2,050	850-920	750-820	Below 720
FBOPF1	1,450- 1,750	1,200-1,400	900-1,100	Below 820
FBOPF	1,150-2,000	780-980	680-750	Below 600
FFSP/FFEXSP/FFEXSP1	2,400-4,800	1,700- 2,450	1,100-1,500	Below 1,050

OFF GRADES

FGS/FGS1 High grown firm to easier by Rs.30-40/- per kg and more towards the closure. Medium and Low Grown declined by Rs.40-50/- per kg. CTC's were firm.

BM/BP **BM** – Best varieties were lower by Rs.40-60/- per kg. Below best and bottom were easier by Rs.20-30/- per kg.

BP – Best varieties were lower by Rs.20-40/- per kg. Below best and bottom maintained.

BOP1A Select best declined by Rs.20-40/- per kg and more following quality. Below Best and teas at the lower end lost by Rs.40-50/- per kg.

	HIGH		MEDIUM		LOW	
FNGS	550	940	610	770	600	880
P.FGS (CTC)	680	750	600	750	650	740
BP	590	920	640	1000	640	1,100
BM	670	860	600	780	550	1,420
BOP1A	680	780	650	900	650	1,440

DUST

DUST1 Best and below best were firm to lower by Rs.40-60/- per kg and more towards the end. CTC's lost by Rs.30-50/- per kg. Best and below best low grown were firm to lower by Rs.20-40/- per kg.

DUST Cleaner Secondaries lower by Rs.30-50/- per kg and low grown held firm.

	HIGH		MEDIUM		LOW	
PRIMARY DUSTS	1,100	1,550	810	1,120	880	1,120
SECONDARY DUSTS	820	1,050	650	800	650	870
PDUST (CTC)	1,000	1,200	900	1,180	1,000	1,420

TOP PRICES - SALE NO. 40 OF 10TH / 11TH OCTOBER 2023

WESTERN MEDIUM			
Hatale	BOP	1,850.00	
Craighead	BOPSp	1,600.00	
Ancoombra	BOPF/BOPFSp	1,100.00	
Dartry Valley	BOP1	1,800.00	
Hatale	FBOP/FBOP1	1,850.00	
Harangalla	FBOPF/FBOPF1	1,550.00	
Dartry Valley	FBOPF/FBOPF1	1,550.00	
Harangalla	OP/OPA	1,380.00	
Harangalla	OP1	1,480.00	
Wattehena	OP1	1,460.00	@
New Rothschild	PEK/PEK1	2,000.00	@
Meezan	PEK/PEK1	2,000.00	

WESTERN HIGH			
Tillyrie	BOP	1,220.00	
Queensberry	BOPSp	1,400.00	
Dessford	BOPF/BOPFSp	1,360.00	
Inverness	BOP1	1,700.00	
St Andrews	FBOP/FBOP1	1,550.00	
Glenloch	FBOPF/FBOPF1	1,460.00	
Inverness	OP/OPA	1,220.00	
Torrington	OP1	1,180.00	
Bogahawatte	PEK	1,700.00	@
Torrington	PEK1	1,800.00	

NUWARA ELIYA			
Lovers Leap	BOP	1,040.00	
Lovers Leap	BOPF/BOPFSp	1,200.00	
Court Lodge	FBOP/FBOP1	1,320.00	
Court Lodge	OP/OPA	1,180.00	
Court Lodge	PEK/PEK1	1,300.00	

UDA PUSSELLAWAS			
High Forest	BOP	740.00	
High Forest	BOPSp	720.00	
High Forest	BOPF/BOPFSp	1,120.00	
Alma	FBOP/FBOP1	1,600.00	@
Delmar	FBOPF/FBOPF1	1,360.00	
Alma	FBOPF/FBOPF1	1,300.00	@
Alma	OP	1,260.00	@
Alma	OPA	920.00	@
Alma	OP1	1,200.00	@
Gonapitiya	OP1	980.00	@
Alma	PEK	1,750.00	@
Alma	PEK1	1,850.00	@

UVA MEDIUM			
Halpewatta Uva	BOP	1,550.00	
High Spring	BOPSp	1,700.00	
Dickwella	BOPF/BOPFSp	1,650.00	
Halpewatte Uva	BOP1	1,950.00	
Halpewatta Uva	FBOP/FBOP1	1,750.00	
	FBOPF/FBOPF		
Demodera 'S'	1	1,900.00	
Shawlands	OP/OPA	1,600.00	
Ury	OP/OPA	1,160.00	@
Uva Samovar	OP/OPA	1,160.00	
Telbedde	OP1	1,650.00	
Halpewatte Uva	PEK/PEK1	2,000.00	

UVA HIGH			
Uvakellie	BOP	1,160.00	
Craig	BOPSp	1,300.00	
Ranaya	BOPSp	1,280.00	@
Bandaraeliya	BOPF/BOPFSp	1,100.00	
Spring Valley	BOP1	1,140.00	
Glenanore	FBOP/FBOP1	1,600.00	
	FBOPF/FBOPF		
Glenanore	1	1,600.00	
Uva Highlands	OP	1,240.00	
Mount Uva	OPA	1,120.00	@
Gonamotawa	OPA	1,120.00	
Oodoowerre	OP1	1,650.00	
Ellathota Uva	OP1	980.00	@
Mount Uva	PEK	1,700.00	@
Ranaya	PEK1	1,900.00	@
Mount Uva	PEK1	1,850.00	@

UNORTHODOX HIGH			
Dunsinane CTC	PF1	1,220.00	
Dunsinane CTC	BP1	1,100.00	
Ulugedara CTC	BPS	890.00	
Ulugedara CTC	BPS	860.00	@

UNORTHODOX MEDIUM			
New Peacock CTC	PF1	1,200.00	
Donside CTC	BP1	770.00	
Donside CTC	BPS	940.00	

UNORTHODOX LOW			
Hingalgoda CTC	PF1	1,600.00	
Suduwelipothahena CTC	BP1	1,320.00	
Lantern Hill CTC	BPS	880.00	

TOP PRICES - SALE NO. 40 OF 10TH / 11TH OCTOBER 2023

LOW GROWN				DUSTS			
Pothotuwa	BOP1	3,900.00		Mattakelle	DUST1	1,550.00	
Sunrise	OP1	3,900.00		Hingalgoda CTC	PD	1,420.00	
Katanwila	OP	1,800.00					
Liyonta	OPA	2,400.00		PREMIUM FLOWERY			
Mulatiyana Hills	OPA	2,000.00	@	Magedara	FBOPFSp	3,400.00	
Liyonta	PEK	2,600.00		Daduwangala	FBOPFSp	3,150.00	
Golden Garden	PEK	2,450.00		Parakaduwa	FBOPFSp	2,650.00	@
Lumbini	PEK	2,450.00		Kendalanda	FBOPFExSp	3,250.00	
Nilrich	PEK	2,350.00	@	Ivy Hills	FBOPFExSp	2,800.00	@
Mulatiyana Hills	PEK1	2,650.00	@	Samwin	FBOPFExSp	2,650.00	@
Navinda	PEK1	2,650.00		Vithanakande	FBOPFExSp	2,650.00	
Suduwelipothahena Super	PEK1	2,600.00	@	Arbour Valley	FBOPFExSp	2,650.00	
Golden Garden	PEK1	2,600.00		Galatara	FBOPFExSp1	4,800.00	
Peak View Super	PEK1	2,550.00	@				
Golden Garden	BOP	2,600.00	@	OFF GRADES			
Hidellana	BOP	2,600.00		Great Western	FGS/FGS1	940.00	
Rajjuruwatta Super	BOP	2,550.00	@	Aultmore CTC	PF	750.00	
Richiland	BOP	2,450.00	@	Mount Vernon CTC	PF	750.00	
Mahaliyadda	BOP	2,450.00		Kurunduwatta	BM	1,420.00	
Arbour Valley	BOPSp	2,200.00		Hidellana	BP	1,100.00	
Sithaka	BOPF	2,050.00		New Rothschild	BP	1,000.00	@
Parakaduwa	BOPFSp	1,650.00	@	Nawagamuwehena	BOP1A	1,440.00	
Peak View Super	BOPFSp	1,600.00	@	Chandrika Estate	BOP1A	1,440.00	
Golden Garden	BOPFSp	1,550.00	@				
Dishan Valley	BOPFSp	1,550.00					
Hidellana	FBOP	2,600.00					
Sithaka	FBOP1	2,050.00					
Gunawardena	FBOPF	2,000.00					
Janahitha	FBOPF	1,850.00	@				
New Nivithigala	FBOPF1	1,750.00					

FUTURE SALES INFORMATION
SALE NO 41 OF 17TH/ 18TH OCTOBER 2023

EX-ESTATE	H/M-OFF GR & DUST	LEAFY/ SEMI LEAFY/ TIPPY/PREM & BOP1A
FW	Bartleet Produce Marketing (Pvt) Ltd	Asia Siyaka Commodities PLC
BC	Lanka Commodity Brokers	John Keells PLC
AS	Ceylon Tea Brokers PLC	Ceylon Tea Brokers PLC
JK	Eastern Brokers Ltd	Eastern Brokers Ltd
LC	John Keells PLC	Bartleet Produce Marketing (Pvt) Ltd
MC	Asia Siyaka Commodities PLC	Forbes & Walker Tea Brokers (Pvt) Ltd
EB	Mercantile Produce Brokers (Pvt) Ltd	Mercantile Produce Brokers (Pvt) Ltd
CTB	Forbes & Walker Tea Brokers (Pvt) Ltd	Lanka Commodity Brokers

Buyers Prompt: 24.10.2023

Sellers Prompt: 25.10.2023

AWAITING SALE - CATALOGUE DETAILS

	SALE OF 17TH / 18TH OCT 2023		SALE OF 24TH / 25TH OCT 2023	
	LOTS	QTY(KGS)	LOTS	QTY(KGS)
EX-ESTATE	643	662,185	689	719,428.0
HIGH AND MEDIUM	1,454	616,942	1,458	621,665
LOW GROWN (LEAFY)	1,565	535,102	1,572	557,427
LOW GROWN (SEMI LEAFY)	1,435	601,803	1,553	677,214
LOW GROWN (TIPPY)	1,632	758,850	1,799	871,876
OFF GRADES+BOP1A	2,014	984,198	2,066	1,005,359
DUSTS	497	463,912	549	512,910
PREMIUM FLOWERY	347	51,826	376	63,037
TOTAL	9,587	4,674,818	10,062	5,028,916
MAIN SALE & EX ESTATE CLOSED ON	27TH SEPTEMBER 2023		05TH OCTOBER 2023	

SALE NO. 43 – 31ST OCTOBER / 01ST NOVEMBER 2023

Ex-Estate catalogue and Main Sale catalogues are scheduled to be closed on the 12th October 2023

SALE NO. 44 – 07TH / 08TH NOVEMBER 2023

Ex-Estate catalogue and Main Sale catalogues are scheduled to be closed on the 19th October 2023

SALE NO. 45 – 14TH / 15TH NOVEMBER 2023

Ex-Estate catalogue and Main Sale catalogues are scheduled to be closed on the 26th October 2023

ELEVATION WISE – STATISTICS – COLOMBO AUCTION AVERAGES

Elevation	LAST WEEK	WEEK BEFORE LAST	LAST YEAR	YEAR BEFORE
	(RS)	(RS)	(RS)	(RS)
	Sale- 03.10.2023	Sale- 25.09.2023	Corres 2022	Corres 2021
Uva High	947.81	964.56	1476.55	521.46
Western High	1052.58	1080.00	1581.01	616.79
CTC High	948.92	941.85	1462.77	575.33
Total High Grown	1019.59	1045.74	1541.5	580.93
Uva Medium	1012.14	1049.37	1502.59	539.57
Western Medium	924.24	952.67	1275.69	487.29
CTC Medium	835.29	841.27	1126.26	460.73
Total Medium Grown	948.43	977.29	1354.78	506.64
Orthodox Low	1218.77	1263.43	1669.61	627.44
CTC Low	972.92	930.10	1158.51	492.30
Total Low Grown	1201.31	1239.18	1631.93	620.88
TOTAL	1122.66	1153.76	1571.21	594.77

Elevation	LAST WEEK	WEEK BEFORE LAST	LAST YEAR	YEAR BEFORE
	(\$)	(\$)	(\$)	(\$)
	Sale- 03.10.2023	Sale- 25.09.2023	Corres 2022	Corres 2021
Uva High	2.93	2.97	4.07	2.61
Western High	3.25	3.33	4.36	3.08
CTC High	2.93	2.90	4.03	2.87
Total High Grown	3.15	3.22	4.25	2.90
Uva Medium	3.13	3.23	4.14	2.70
Western Medium	2.85	2.94	3.52	2.43
CTC Medium	2.58	2.59	3.10	2.30
Total Medium Grown	2.93	3.01	3.73	2.53
Orthodox Low	3.76	3.89	4.60	3.14
CTC Low	3.00	2.87	3.19	2.46
Total Low Grown	3.71	3.82	4.50	3.10
Weekly Total (USD)	3.47	3.56	4.33	2.97
Exchange Rate (LKR)	323.80	324.44	362.90	200.14

Elevation	TODATE	TODATE	TODATE	TODATE	TODATE	TODATE
	2021	2022	2023	2021	2022	2023
	(RS)	(RS)	(RS)	(\$)	(\$)	(\$)
Uva High	548.29	1053.84	986.57	2.78	3.34	3.00
Western High	599.16	1043.79	1130.28	3.03	3.31	3.44
CTC High	529.82	908.68	990.02	2.68	2.88	3.01
Total High Grown	583.42	1047.21	1084.88	2.95	3.32	3.30
Uva Medium	566.44	1120.82	1030.20	2.87	3.55	3.13
Western Medium	536.08	931.13	991.80	2.71	2.95	3.02
CTC Medium	498.68	785.34	920.80	2.52	2.49	2.80
Total Medium Grown	545.45	991.57	1003.92	2.76	3.14	3.05
Orthodox Low	654.15	1336.46	1286.15	3.31	4.24	3.91
CTC Low	505.17	936.07	969.05	2.56	2.97	2.95
Total Low Grown	645.97	1309.06	1268.48	3.27	4.15	3.86
TOTAL	615.69	1202.01	1185.42	3.12	3.81	3.61

Cumulative Sale Averages – 1 USD= Rs. (Monthly Weighted Average) **197.51** **315.37** **328.77**

(Source: MSL/ CBSL)

WORLD TEA PRODUCTION (IN MILLION KILOS)

Country	Month	Month		To-date		Diff (+/-)
		2022	2023	2022	2023	2022 vs 2023
Sri Lanka	Aug	18.3	18.2	171.5	174.2	2.7
North India	Aug	171	158	653.9	645.7	-8.2
South India	Aug	14.5	19.9	153.6	155.5	1.9
Bangladesh	Jul	11.27	13.65	38.33	40.1	1.77
Kenya	Jul	34	44.7	305.2	318.3	13.1
Malawi	Jul	1.29	1.26	33.7	31.8	-1.9

(Source: Africa Tea Brokers/National Brokers Ltd)

BANGLADESH AUCTION OF 09TH OCTOBER 2023

CTC LEAF: 70,515 packages of tea on offer met with a fairly strong demand which slackened towards the end.

BROKENS: Best Brokens were keenly competed for and were mostly dearer in line with quality. The Good varieties met with quite a good demand and were generally firm to a touch dearer. All others were easier following quality particularly the plainest where there were several withdrawals. BLF teas met with some interest with slightly less withdrawals.

FANNINGS: Best liquoring Fannings met with a strong demand and were mostly dearer with competition. Other varieties also met with a fairly good demand but were a touch easier. Plain types met with an easier market and there were fair withdrawals in this category. BLF teas met with some interest with slightly less withdrawals.

CTC DUST: 12,749 packages of tea on offer met with a good demand. Good liquoring well made Dusts were a better market and sold well. Mediums were in fair demand and had few withdrawals. Plain and BLF Dusts sold at easier prices with some withdrawals. Blenders were active with fair interest from the Loose tea buyers.

COMMENTS: At the commencement of the sale, there was a strong demand mostly emanating from the Blenders with a little more interest from the Loose tea buyers. Bright liquoring teas were a strong feature which were dearer. As a result of more demand, there was less withdrawals in this week's sale compared to last. CDs sold well at around last levels.

(Courtesy - National Brokers Limited)

KOLKATA AUCTION OF 10TH / 11TH OCTOBER 2023

Good demand. Good Assams barely steady to irregularly easier. Medium Assams are around last. Medium and plainer Dooars are steady. W I - Operating . HUL - Operating . TCPL - Operating . Exporters - Some enquiry. Local - Operating Based on AB Catalogue.

(Courtesy - Associated Brokers (Pvt) Ltd, Kolkata)

GUWAHATI AUCTION OF 10TH OCTOBER 2023

Fair demand at irregular around last levels. HUL / TCPL / Western India / Internal / Exporters operating.

(Courtesy - Associated Brokers (Pvt) Ltd, Guwahati)

MALAWI AUCTION OF 11TH OCTOBER 2023

There was less interest for the small quantity on offer of 2380 packages comprising old teas.

BP1 - Sold 8USC below valuation where sold.

PF1 - All taken out without bids.

PD - Fetched 5USC below valuation where sold.

D1 - Tended Firm to 4USC dearer on last.

PF1SC - All taken out, some under bids due to low quality.

Secondaries - Few invoices on offer sold 3USC easier on last.

(Courtesy - Tea Brokers Central Africa Ltd)

JAKARTA AUCTION

The above market report details were not available at the time of printing this publication.