



**Ceylon Tea  
Brokers**

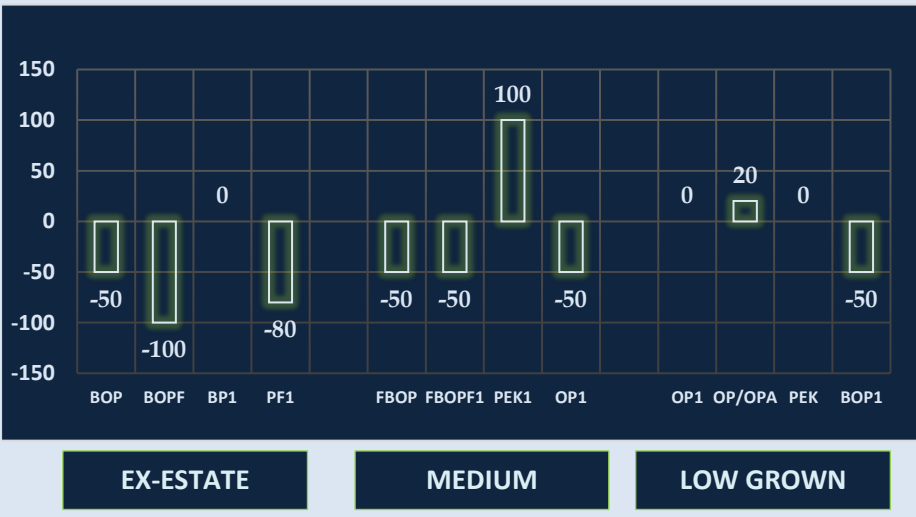


# MARKET SNAPSHOT

**SALE NO. 39 OF 03RD / 04TH OCTOBER 2023**

CEYLON TEA BROKERS PLC  
Level 7, Millenium House, No.46/58, Nawam Mawatha, Colombo 2  
Tel: 011-460777 Fax: 011-4607788  
Email: [general@ceylontebrokers.com](mailto:general@ceylontebrokers.com)  
Web: [www.ceylontebrokers.com](http://www.ceylontebrokers.com)

**Met with lower demand all round.**



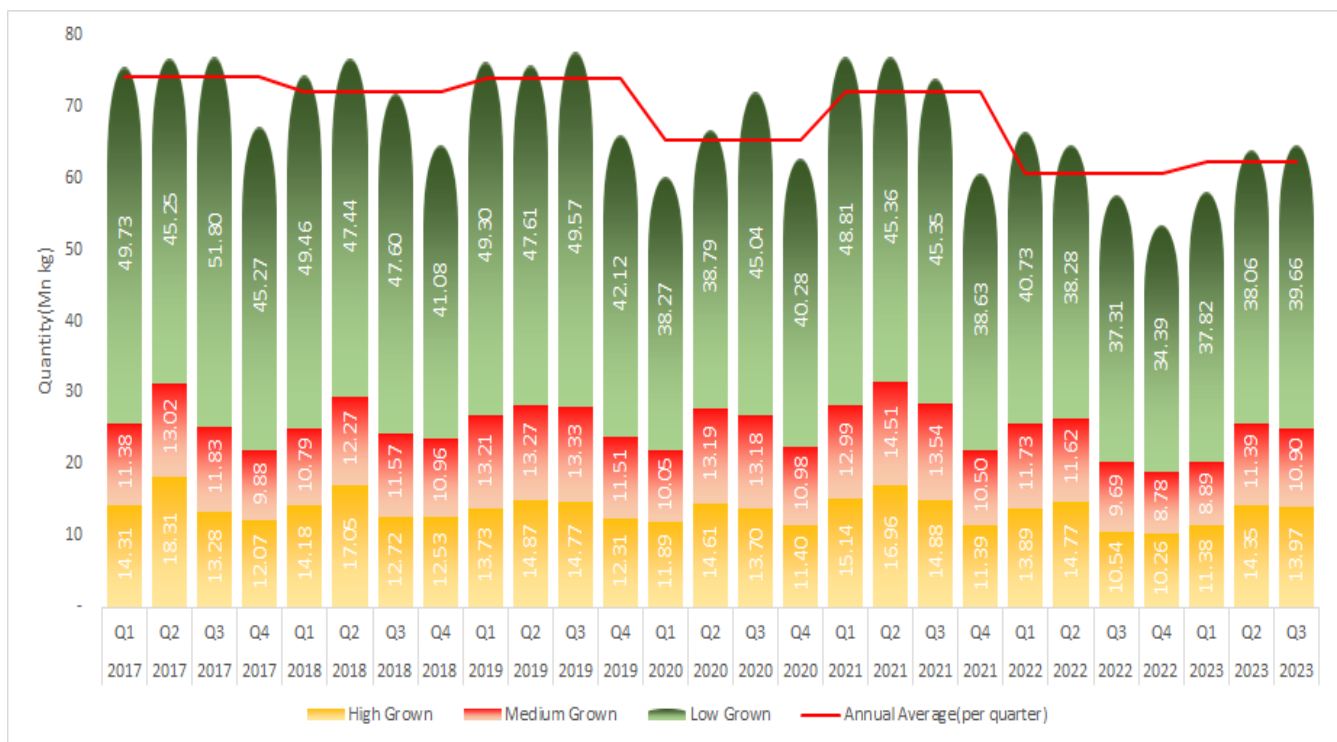
**Currency - 04th October**  
LKR/USD 318.10

**September**  
Rs. 1,165.72  
USD \$ 3.61

**Elevation Average**

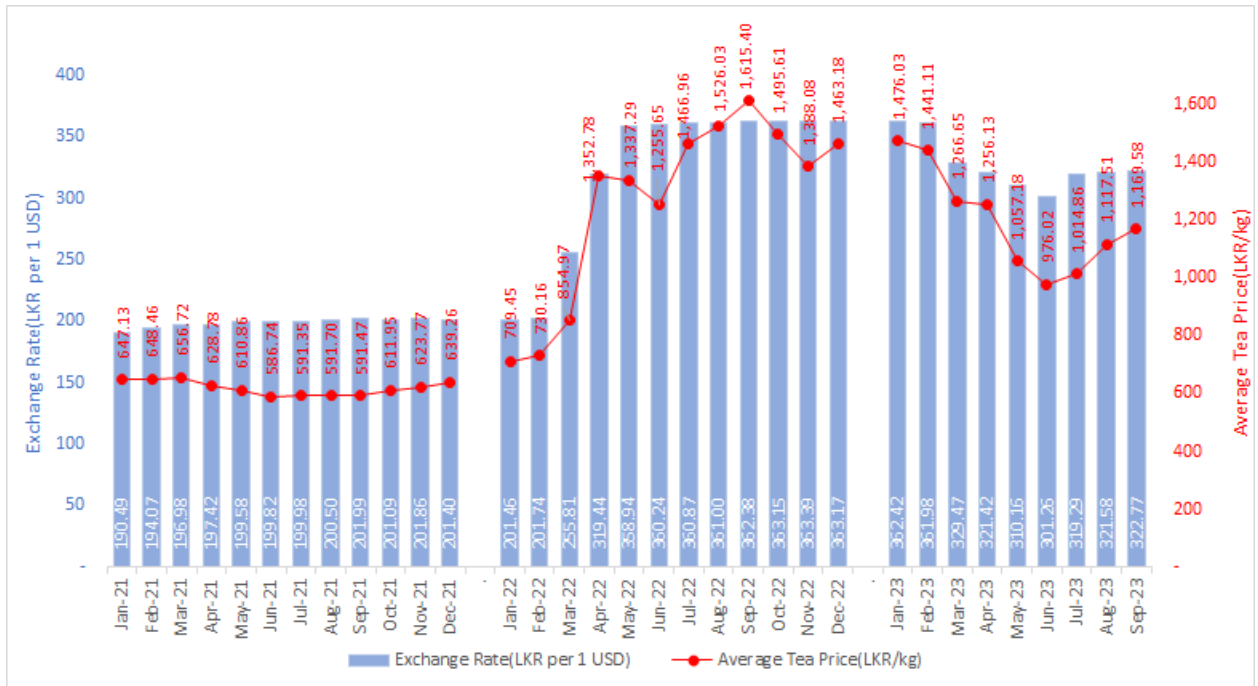
ELV	RS	USD
High	1,045.65	\$ 3.24
Medium	1,020.98	\$ 3.16
Low	1,249.15	\$ 3.87

**SRI LANKA TEA SOLD QUANTITY IN (IN MN KG) - QUARTERLY**  
**2017 - 2023**



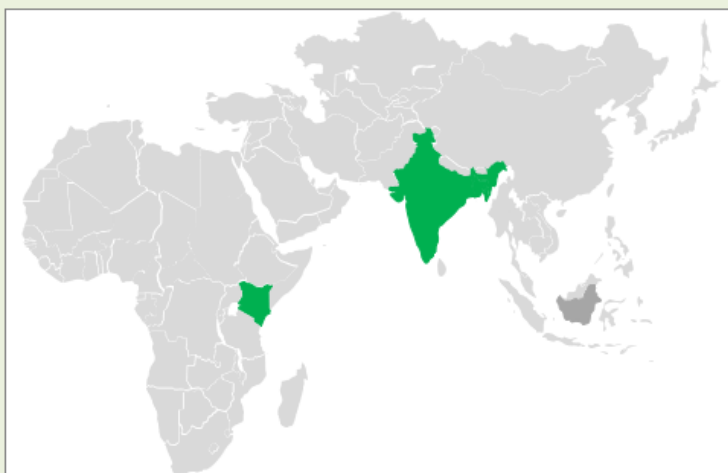
(Source: S S P)

## MONTHLY SRI LANKAN AVERAGE TEA SOLD PRICE (LKR/KG) VS EXCHANGE RATE (LKR PER 1 USD) 2021 - 2023



(Source: S S P Corporate Services (Private) Limited, International Finance Statistics-Central Bank)

## MARKET MOVEMENT AT INTERNATIONAL AUCTION CENTERS THIS WEEK



**India**



**Bangladesh**



**Kenya**



**Indonesia**

The above market report details were not available at the time of printing this publication.

## COMMENTS

Sale	Ex-Estate		Low Grown (Leafy/Tippy)		Total	
	Qty	Demand	Qty	Demand	Qty	Demand
39	0.65 MKGs	Lower	1.9 Mkgs	Lower	4.8 Mkgs	Lower

WESTERN				
	SELECT BEST	BEST	BELOW BEST	PLAINER
BOP	Firm	↓ 50/-	↑ 50/-	Irregular
BOPF	↓ 50/-	↓ 80/-	↓ 100/-	↓ 50/-

	NUWARA ELIYA	UDA PUSSELLAWA	UVA
BOP	N/A	↓ 100/-	↓ 100/-
BOPF	Firm	↓ 100/-	↓ 80/-

	HIGH	MEDIUM	LOW
BP1	Firm	Firm	Firm
PF1	↓ 50/-	↓ 80/-	↓ 80/-

HIGH & MEDIUM				
	SELECT BEST	BEST	BELOW BEST	OTHERS
BOP1	↓ 50/-	↓ 150/-	↓ 100/-	↓ 100/-
OP1	↓ 100/-	↓ 50/-	Firm	Firm
FBOP	↓ 50/-	↓ 50/-	↓ 50/-	↓ 50/-
FBOPF1	↑ 20/-	Firm	Firm	Firm
PEK	Firm	Firm	↓ 50/-	↓ 50/-
PEK1	↑ 50/-	↑ 50/-	↑ 50/-	↑ 50/-
OP/OPA	Firm	↓ 50/-	↓ 20/-	↓ 20/-

LEAFY / SEMI LEAFY				
	SELECT BEST	BEST	BELOW BEST	OTHERS
OP1	↑ 50/-	Firm	Firm	↓ 50/-
BOP1	↓ 50/-	↓ 50/-	↓ 50/-	↓ 50/-
OP/OPA	↑ 20/-			
PEK	Firm			
PEK1	↑ 50/-			

SMALL LEAF / TIPPY				
FBOP	↓ 100/-	↓ 100/-	↓ 50/-	↓ 50/-
FBOP1	↓ 100/-	↓ 100/-	↓ 40/-	↓ 50/-
FBOPF1	↓ 50/-	↓ 80/-	↓ 50/-	↓ 50/-

PREMIUM FLOWERY		
	FBOPFEXSP	FBOPFSP
Select Best	↓ 100-200/-	↓ 200-300/-
Best	↓ 200/-	↓ 200/-
Below Best	↓ 100/-	↓ 200/-
Others	↓ 100/-	↓ 100/-



### Crude Oil

As at 04th October 2023 – USD 88.41



### Mombasa Auction

**Demand** : Fair general demand.

**Sri Lanka Tea Sale Averages for the Month of September 2023** recorded Rs.1,165.72 (USD 3.61) vis-à-vis Rs.1,599.49 (USD 4.41) (-Rs.433.77) in 2022. High Grown for the month of September was Rs.1,045.65 as against Rs.1,448.14 (-Rs.402.49) in 2022. Medium Grown recorded Rs.1,020.98 vis-à-vis Rs.1,336.96 (-Rs.315.98) in 2022. Low Grown achieved Rs.1,249.15 vis-à-vis Rs.1,706.02 (-Rs.456.87) in 2022.

Cumulative figure for January / September stood at Rs.1,180.52 vis-à-vis Rs.1,177.51 in 2022. High Grown recorded Rs.1,086.48 as against Rs.1,016.78 in 2022. Medium Grown was Rs.1,019.12 vis-à-vis Rs.978.55 in 2022. Low Grown recorded Rs.1,260.29 vis-à-vis Rs.1,291.23 in 2022. High & Medium Grown recorded an increase whilst Low Grown recorded a decline during the period of January – September 2023 when compared to the corresponding period of 2022 in the Rupee value. High Grown experienced a rise in the Dollar value, whereas Medium and Low Grown witnessed a marginal decline.

The total CTC average for the month of September 2023 was Rs.952.40. CTC High Grown recorded Rs.933.32; CTC Medium Grown were at Rs.871.08 whilst Low Grown recorded Rs.1,016.21.

(Please refer page No.15 for more details)

## CURRENCY BOARD – AS AT 04TH OCTOBER 2023

	United States Dollars (USD)		European Community Euro (EUR)		United Kingdom pounds (GBP)	
	Corresponding		Corresponding		Corresponding	
	2023	2022	2023	2022	2023	2022
<b>Sri Lankan Rupee</b>	318.10	359.16	331.32	350.54	383.02	403.96

(Courtesy - Central Bank of Sri Lanka)

<b>Indian Rupee</b>	83.21	81.64	87.12	80.03	100.49	91.65
<b>Kenyan Shilling</b>	147.61	119.67	154.55	117.32	178.25	134.34
<b>Bangladesh Taka</b>	109.27	99.44	114.41	97.48	131.96	111.63
<b>Indonesian Rupiah</b>	15,589.50	15,280.80	16,322.30	14,980.40	18,825.80	17,154.50
<b>Malawi Kwacha</b>	1,077.51	1,016.46	1,128.17	996.48	1,301.20	1,141.10
<b>Vietnam Dong</b>	24,380.80	23,883.20	25,526.80	23,413.80	29,442.20	26,811.80

(Courtesy - Oanda Corporation)

### SRI LANKA RUPEE AGAINST US DOLLAR

TIME PERIOD 28/09/2023 TO 04/10/2023 (SPOT / BUYING RATE)

<b>02/10/2023</b>	318.28	<b>04/10/2023</b>	318.10
<b>03/10/2023</b>	318.32		

(Courtesy - Central bank of Sri Lanka)

### QUANTITY SOLD DURING THE PERIOD 25TH- 30TH SEPTEMBER 2023

	2023		2022	
	WEEKLY	TODATE	WEEKLY	TODATE
<b>PRIVATE SALES</b>	133,293.00	3,801,663.06	84,515.00	3,151,401.83
<b>PUBLIC AUCTION</b>	3,757,361.00	185,095,921.50	4,219,092.00	184,822,066.00
<b>FORWARD CONTRACTS</b>	22,940.00	1,974,008.00	43,580.00	1,448,860.00
<b>DIRECT SALES</b>	-	-	-	-
<b>TOTAL</b>	3,913,594.00	190,871,592.56	4,347,187.00	189,422,327.83
<b>BMF EXCLUDED FROM PRIVATE SALE</b>	35,325.00	1,995,492.00	69,998.00	5,033,160.00

TEA  
TECH  
TIPS



*If withered leaf in the Roller or Rotovane exudes run off juice when under pressure, it is the result of under withered or unevenly withered leaf.*





























## CROP AND WEATHER (FOR THE PERIOD 26TH SEPTEMBER - 02ND OCTOBER 2023)

The Western and Nuwara Eliya planting districts experienced gloomy conditions with rain. The Department of Meteorology forecasts scattered showers in the Western and Nuwara Eliya regions.

The Uva/Udapussellawa's reported dull conditions followed by showers. Evening showers are to be expected in Uva. The Low grown's experienced gloomy conditions with showers. Heavy rains are to be expected in the Ruhuna and Sabaragamuwa districts.

The Western's recorded a decline whilst the Nuwara Eliya and the Uva/Udapussellawa's maintained their crop intakes. The Low grown's reported an increase.

## WEATHER FORECAST (FOR THE PERIOD 05TH – 11TH OCTOBER 2023)

	Thu (05/10)	Fri (06/10)	Sat (07/10)	Sun (08/10)	Mon (09/10)	Tue (10/10)	Wed (11/10)
<b>Galle</b>	28°/24°C 	30°/25° 	30°/25°C 	29°/25°C 	31°/25°C 	31°/24°C 	31°/25°C 
<b>Matara</b>	28°/23°C 	31°/24°C 	30°/24°C 	29°/23°C 	31°/23°C 	31°/24°C 	30°/26°C 
<b>Ratnapura</b>	28°/22°C 	29°/29°C 	29°/22°C 	30°/22°C 	31°/22°C 	21°/23°C 	29°/24°C 
<b>Hatton/ Talawakelle</b>	24°/17°C 	24°/17°C 	24°/17°C 	26°/17°C 	26°/17°C 	26°/17°C 	23°/19°C 

## ORDER OF SALE THIS WEEK

EX EST	H/M-OFF GR & DUST	LEAFY/ SEMI LEAFY/ TIPPY/PREM & BOP1A
EB	John Keells PLC	Mercantile Produce Brokers (Pvt) Ltd
<b>CTB</b>	Eastern Brokers Ltd	Lanka Commodity Brokers
FW	<b>Ceylon Tea Brokers PLC</b>	Asia Siyaka Commodities PLC
BC	Lanka Commodity Brokers	John Keells PLC
AS	Bartleet Produce Marketing (Pvt) Ltd	<b>Ceylon Tea Brokers PLC</b>
JK	Forbes & Walker Tea Brokers (Pvt) Ltd	Eastern Brokers Ltd
LC	Mercantile Produce Brokers (Pvt) Ltd	Bartleet Produce Marketing (Pvt) Ltd
MC	Asia Siyaka Commodities PLC	Forbes & Walker Tea Brokers (Pvt) Ltd

CATALOGUE	LOTS	QTY (KGS)
EX-ESTATE	632	652,005
HIGH AND MEDIUM	1,314	564,340
LOW GROWN (LEAFY)	1,566	551,751
LOW GROWN (SEMI LEAFY)	1,433	603,223
LOW GROWN (TIPPY)	1,633	765,155
OFF GRADES + BOP1A	2,309	1,171,585
DUSTS	520	482,860
PREMIUM FLOWERY	292	43,495
<b>TOTAL</b>	<b>9,699</b>	<b>4,834,414</b>

## HIGH GROWN TEAS

**BOP** Best Western's few selected teas were firm whilst balance eased by Rs.50/- per kg. Below best, few plainer types, gained by Rs.50/- per kg whilst others were irregular. Plainer types were irregular and mostly lower. Nuwara Eliya's had hardly any offerings. Uda Pussellawa's eased by Rs. 80-100/- per kg. Uva's lost further.

**BOPF** Best Western's declined by Rs.50/- per kg and more. Below best dropped further. Plainer types were firm to Rs.50/- per kg lower. Nuwara Eliya's were firm to marginally dearer. Uda Pussellawa's eased by Rs.50-100/- per kg. Uva's declined by Rs. 80-100/- per kg.

## MEDIUM GROWN TEAS

**BOP1** Select best dropped by Rs.50/- per kg. Best were lower by Rs.150/- per kg whilst all others eased by Rs.100/- per kg.

**OP1** Select best lost by Rs.100/- per kg whilst best were lower by Rs.50/- per kg. Below best and others held firm.

**OP/OPA** Select best were firm. Best declined by Rs.50/- per kg whilst all others eased by Rs.20/- per kg.

**PEKOE/PEKOE1** **PEK** – Select best and best maintained. Below best and others eased by Rs.50/- per kg.  
**PEK1** – In general, gained by Rs.50/- per kg.

**FBOP/FBOPF1** **FBOP** – Overall, eased by Rs.50/- per kg.  
**FBOPF1** – Select best gained by Rs.20/- per kg whilst all others remained unchanged.

## CTC

**HIGH GROWN** **BP1** – Firm.  
**PF1** – Lost by Rs.50/- per kg.

**MEDIUM GROWN** **BP1** – Maintained.  
**PF1** – Declined by Rs.80/- per kg.

**LOW GROWN** **BP1** – Remained unchanged.  
**PF1** – Eased by Rs.80/- per kg.

QUOTATIONS-HIGH GROWNS	BOP		BOPF	
BEST WESTERNS	1120	1300	1180	1300
BELOW BEST WESTERNS	900	1100	1100	1160
PLAINER WESTERNS	750	890	920	1080
NUWARA ELIYAS	N/A		1200	
UDAPUSSELLAWAS	850	880	870	1060
BEST UVAS	860	880	960	1060
OTHER UVAS	770	830	800	890
GOOD MEDIUMS	900	1600	N/A	
POOR MEDIUMS	700	890	700	810
QUOTATIONS – UNORTHODOX	BP1		PF1	
(CTC) CTC (High & Medium)	710	1100	770	1140
CTC (Low)	1160	1320	1080	1600



## LOW GROWN

- BOP1** Select best maintained. Best and Below best declined. Poorer sorts remained unchanged.
- OP1** Select best were firm whilst best and below best were firm to lower. Poorer sorts were easier.
- OP** Select best were firm to dearer. Best and below best were firm. Poorer sorts too held firm.
- OPA** Select best were firm to lower. Best and below best were irregularly lower. Poorer sorts maintained.
- PEKOE/PEKOE1** Select best together with full range of bold PEK's were irregularly lower. Select best PEK1's were firm to dearer. Best and below best together with the poorer sorts eased.
- FBOP/FBOP1** Select best, best and below best were lower, whilst bottom held firm.
- BOP** All-round lower market
- BOPF** All-round firm market.
- FBOPF/FBOPF1** Select best and best FBOPF's were lower whilst others were barely steady. Select best and best FBOPF1's were lower, others held firm.

QUOTATIONS	SELECT BEST	BEST	BELOW BEST	OTHER
BOP1	2,000-3,900	1,500-1,700	1,200-1,400	960-1,050
OP1	2,900-3,700	1,800-2,500	1,350-1,600	900-1,200
OP	1,400-1,850	1,300-1,400	1,100-1,250	900-1,050
OPA	1,300-1,850	1,160-1,300	1,000-1,160	800-1,000
PEKOE	1,850-2,250	1,600-1,750	1,250-1,550	1,000-1,150
PEKOE1	1,850-2,550	1,550-1,750	1,250-1,500	1,000-1,150
FBOP1	1,400-1,950	920-1,200	700-860	Below 650
FBOP	1,600-2,500	1,200-1,600	900-1,100	Below 850
BOP	1,450-2,650	1,200-1,400	900-1,100	Below 880
BOPF	980-2,100	850-920	750-820	Below 720
FBOPF1	1,450- 1,800	1,200-1,400	900-1,100	Below 820
FBOPF	1,150-2,200	780-980	680-750	Below 600
FFSP/FFEXSP/FFEXSP1	2,400-11,000	1,700- 2,450	1,100-1,500	Below 1,050



## OFF GRADES

**FGS/FGS1** High grown eased by Rs.20-40/- per kg. Medium and Low Growns declined by Rs.20-40/- per kg. CTC's were firm.

**BM/BP** **BM** – Best varieties were lower by Rs.20-40/- per kg. Below best and bottom were easier by Rs.40-60/- per kg.

**BP** – In general, eased by Rs.40-60/- per kg.

**BOP1A** Select best were firm. Below best declined by Rs.20-40/- per kg. Teas at the Lower end lost by Rs.20-30/- per kg and more towards the closure.

	HIGH		MEDIUM		LOW	
<b>FNGS</b>	580	1100	600	840	610	860
<b>P.FGS (CTC)</b>	740	840	610	800	630	1800
<b>BP</b>	650	900	680	920	580	1120
<b>BM</b>	580	750	620	870	600	1380
<b>BOP1A</b>	690	800	690	1,000	650	1,500

## DUST

**DUST1** Best and below best were lower by Rs.40-60/- per kg. CTC's appreciated by Rs.20-40/- per kg. Best low growns held firm. Below best low growns were dearer by Rs.30-50/- per kg.

**DUST** Cleaner Secondaries irregularly lower by Rs.40-60/- per kg. Low growns gained by Rs.40-60/- per kg.

	HIGH		MEDIUM		LOW	
<b>PRIMARY DUSTS</b>	1,080	1,580	800	1,160	920	1,340
<b>SECONDARY DUSTS</b>	820	1,050	650	800	650	870
<b>PDUST (CTC)</b>	1,000	1,220	940	1,240	980	1,320

## TOP PRICES - SALE NO. 39 OF 03RD / 04TH OCTOBER 2023

WESTERN MEDIUM			
Nayapane	BOP	1,600.00	
Doombagastalawa	BOPSp	1,360.00	
Ancoombra	BOPF/BOPFSp	1,180.00	
<b>New Rothschild</b>	<b>BOP1</b>	<b>1,500.00</b>	@
<b>Wattehena</b>	<b>BOP1</b>	<b>1,200.00</b>	@
Dartry Valley	FBOP/FBOP1	1,750.00	
Ancoombra	FBOP/FBOP1	1,750.00	
Harangalla	FBOPF/FBOPF1	1,600.00	
Dartry Valley	FBOPF/FBOPF1	1,600.00	
Orange Field	OP/OPA	1,280.00	
Kenilworth	OP1	1,500.00	
Craighead	PEK/PEK1	1,950.00	
Harangalla	PEK/PEK1	1,950.00	
Meezan	PEK/PEK1	1,950.00	
WESTERN HIGH			
Robgill	BOP	1,300.00	
Dessford	BOPSp	1,120.00	
Ingestre	BOPF/BOPFSp	1,300.00	
Inverness	BOP1	1,850.00	
Inverness	FBOP/FBOP1	1,850.00	
<b>Froft Super</b>	<b>FBOP/FBOP1</b>	<b>1,500.00</b>	@
Inverness	FBOPF/FBOPF1	1,480.00	
Bambrakelly	OP/OPA	1,220.00	
Venture	OP1	1,400.00	
St. Andrews	OP1	1,400.00	
<b>Froft Super</b>	<b>PEK/PEK1</b>	<b>1,750.00</b>	@
NUWARA ELIYA			
Lovers Leap	BOP	1,380.00	
Mahagastotte	BOPF/BOPFSp	1,200.00	
Court Lodge	FBOP/FBOP1	1,950.00	
Kenmare	PEK/PEK1	1,500.00	
UDA PUSSELLAWAS			
Luckyland	BOP	850.00	
Luckyland	BOPSp	880.00	
High Forest	BOPF/BOPFSp	1,060.00	
Ragalla	BOPF/BOPFSp	1,060.00	
Mooloya	BOPF/BOPFSp	1,060.00	
<b>Alma</b>	<b>BOP1</b>	<b>1,420.00</b>	@
<b>Gonapitiya</b>	<b>FBOP/FBOP1</b>	<b>1,180.00</b>	@
<b>Alma</b>	<b>FBOPF/FBOPF1</b>	<b>1,480.00</b>	@
<b>Alma</b>	<b>OP</b>	<b>1,260.00</b>	@
<b>Alma</b>	<b>OPA</b>	<b>1,140.00</b>	@
Delmar	OP1	810.00	
<b>Alma</b>	<b>PEK</b>	<b>1,750.00</b>	@
<b>Alma</b>	<b>PEK1</b>	<b>2,000.00</b>	@
UVA MEDIUM			
Halpewatta Uva	BOP	1,550.00	
Demodera 'S'	BOPSp	1,650.00	
Dickwella	BOPF/BOPFSp	1,420.00	
Demodera 'S'	BOP1	1,750.00	
Adawatte	FBOP/FBOP1	1,700.00	
Demodera 'S'	FBOPF/FBOPF1	1,650.00	
Telbedde	OP/OPA	1,280.00	
Telbedde	OP1	1,850.00	
Aruna Passara	PEK/PEK1	1,900.00	
Dickwella	PEK/PEK1	1,900.00	
Sarnia Plaiderie	PEK/PEK1	1,900.00	
UVA HIGH			
Uva Highlands	BOP	980.00	
<b>Ranaya</b>	<b>BOPSp</b>	<b>1,500.00</b>	@
Nayabedde	BOPE/BOPFSp	1,060.00	
Uva Highlands	BOP1	1,800.00	
Glenanore	FBOP/FBOP1	1,600.00	
Aislaby	FBOP/FBOP1	1,600.00	
Craig	FBOPF/FBOPF1	1,550.00	
<b>Ranaya</b>	<b>FBOPF/FBOPF1</b>	<b>1,500.00</b>	@
Spring Valley	OP/OPA	1,300.00	
<b>Ellathota Uva</b>	<b>OP/OPA</b>	<b>1,280.00</b>	@
<b>Mount Uva</b>	<b>OP1</b>	<b>1,480.00</b>	@
Gonamotawa	PEK/PEK1	1,900.00	
<b>Ranaya</b>	<b>PEK/PEK1</b>	<b>1,850.00</b>	@
UNORTHODOX HIGH			
Dunsinane CTC	PF1	1,140.00	
Dunsinane CTC	BP1	1,100.00	
Mount Vernon CTC	BPS	920.00	
UNORTHODOX MEDIUM			
New Peacock CTC	PF1	1,180.00	
Delta CTC	BP1	960.00	
Donside CTC	BPS	940.00	
UNORTHODOX LOW			
Hingalgoda CTC	PF1	1,600.00	
Cecilayan CTC	BP1	1,320.00	
Ross Feld CTC	BPS	890.00	

## TOP PRICES - SALE NO. 39 OF 03RD / 04TH OCTOBER 2023

LOW GROWN			
New Vithanakande	BOP1	3,900.00	
Golden Garden	OP1	3,700.00	
New Vithanakande	OP1	3,700.00	
Galatara	OP	1,850.00	
<b>Golden Garden</b>	<b>OP</b>	<b>1,650.00</b>	<b>@</b>
Lenama Hills	OP	1,650.00	
Navinda	OP	1,650.00	
Liyonta	OPA	1,850.00	
Lumbini	OPA	1,750.00	
<b>A C U Super</b>	<b>OPA</b>	<b>1,650.00</b>	<b>@</b>
Lumbini	PEK	2,250.00	
Rotumba	PEK	2,250.00	
<b>A C U Super</b>	<b>PEK1</b>	<b>2,550.00</b>	<b>@</b>
<b>Mulatiyana Hills</b>	<b>PEK1</b>	<b>2,550.00</b>	<b>@</b>
Golden Garden	PEK1	2,550.00	
Lumbini	PEK1	2,500.00	
New Panilkanda	PEK1	2,500.00	
Mahaliyadda	PEK1	2,500.00	
<b>Wathurawila</b>	<b>PEK1</b>	<b>2,450.00</b>	<b>@</b>
Allen Valley	PEK1	2,450.00	
New Vithanakande	PEK1	2,450.00	
Galatara	PEK1	2,450.00	
Matuwagalla Super	PEK1	2,450.00	
Ihalapanapitiya	PEK1	2,450.00	
Golden Garden	BOP	2,650.00	
Sithaka	BOP	2,450.00	
<b>Parakaduwa</b>	<b>BOP</b>	<b>2,400.00</b>	<b>@</b>
KDU Super	BOPSp	2,200.00	
Sithaka	BOPF	2,100.00	
Mahaliyadda	BOPFSp	1,600.00	
<b>Golden Garden</b>	<b>BOPFSp</b>	<b>1,500.00</b>	<b>@</b>
Makandura	FBOP	2,500.00	
Hidellana	FBOP	2,500.00	
<b>Mulatiyana Hills</b>	<b>FBOP</b>	<b>2,400.00</b>	<b>@</b>
Sithaka	FBOP1	1,950.00	
<b>Brombil</b>	<b>FBOPF</b>	<b>2,200.00</b>	<b>@</b>
Makandura	FBOPF1	1,800.00	
Pothotuwa	FBOPF1	1,800.00	
<b>New J.S.P</b>	<b>FBOPF1</b>	<b>1,700.00</b>	<b>@</b>
Sachitha	FBOPF1	1,700.00	

DUSTS			
Wattegodde	DUST1	1,580.00	
Hingalgoda CTC	PD	1,320.00	
PREMIUM FLOWERY			
Alhewana Super	FBOPFSp	2,700.00	
New Hopewell	FBOPFSp	2,600.00	
<b>Brombil</b>	<b>FBOPFSp</b>	<b>2,550.00</b>	<b>@</b>
<b>Nilgiri</b>	<b>FBOPFExSp</b>	<b>2,800.00</b>	<b>@</b>
<b>Talangaha</b>	<b>FBOPFExSp</b>	<b>2,800.00</b>	<b>@</b>
Morawakkorale	FBOPFExSp	2,750.00	
Biyolta	FBOPFExSp	2,750.00	
<b>Yalta</b>	<b>FBOPFExSp</b>	<b>2,650.00</b>	<b>@</b>
New Falcon Lanka	FBOPFExSp	2,650.00	
Golden Garden	FBOPFExSp	2,650.00	
Kiruwanaganga	FBOPFExSp1	**11,000.00	
OFF GRADES			
Mattakelle	FGS/FGS1	1,100.00	
Hingalgoda CTC	PF	1,800.00	
Mount Vernon CTC	PF	840.00	
<b>Mount Vernon CTC</b>	<b>PF</b>	<b>800.00</b>	<b>@</b>
<b>Aultmore CTC</b>	<b>PF</b>	<b>800.00</b>	<b>@</b>
<b>Talangaha</b>	<b>BM</b>	<b>1,380.00</b>	<b>@</b>
Avissawella	BP	1,120.00	
Co-op Cola	BP	1,120.00	
Falcon Lanka	BP	960.00	
<b>Rajjuruwatta Super</b>	<b>BP</b>	<b>940.00</b>	<b>@</b>
Chandrika Estate	BOP1A	1,500.00	
Goorookoya Super	BOP1A	1,480.00	
<b>Veddagala</b>	<b>BOP1A</b>	<b>1,440.00</b>	<b>@</b>

**FUTURE SALES INFORMATION**  
**SALE NO 40 OF 10TH/ 11TH OCTOBER 2023**

EX-ESTATE H/M-OFF GR & DUST		LEAFY/ SEMI LEAFY/ TIPPY/PREM & BOP1A
<b>CTB</b>	Eastern Brokers Ltd	Lanka Commodity Brokers
FW	<b>Ceylon Tea Brokers PLC</b>	Asia Siyaka Commodities PLC
BC	Lanka Commodity Brokers	John Keells PLC
AS	Bartleet Produce Marketing (Pvt) Ltd	<b>Ceylon Tea Brokers PLC</b>
JK	Forbes & Walker Tea Brokers (Pvt) Ltd	Eastern Brokers Ltd
LC	Mercantile Produce Brokers (Pvt) Ltd	Bartleet Produce Marketing (Pvt) Ltd
MC	Asia Siyaka Commodities PLC	Forbes & Walker Tea Brokers (Pvt) Ltd
EB	John Keells PLC	Mercantile Produce Brokers (Pvt) Ltd

**Buyers Prompt: 17.10.2023**

**Sellers Prompt: 18.10.2023**

**AWAITING SALE - CATALOGUE DETAILS**

	SALE OF 10TH / 11TH OCT 2023		SALE OF 17TH / 18TH OCT 2023	
	LOTS	QTY(KGS)	LOTS	QTY(KGS)
<b>EX-ESTATE</b>	626	644,305.0	643	662,185
<b>HIGH AND MEDIUM</b>	1,467	613,528	1,454	616,942
<b>LOW GROWN (LEAFY)</b>	1,565	547,014	1,565	535,102
<b>LOW GROWN (SEMI LEAFY)</b>	1,450	605,027	1,435	601,803
<b>LOW GROWN (TIPPY)</b>	1,621	748,064	1,632	758,850
<b>OFF GRADES+BOP1A</b>	2,124	1,066,408	2,014	984,198
<b>DUSTS</b>	517	474,426	497	463,912
<b>PREMIUM FLOWERY</b>	328	48,137	347	51,826
<b>TOTAL</b>	<b>9,698</b>	<b>4,746,909</b>	<b>9,587</b>	<b>4,674,818</b>
<b>MAIN SALE &amp; EX ESTATE CLOSED ON</b>	<b>21ST SEPTEMBER 2023</b>		<b>27TH SEPTEMBER 2023</b>	

**SALE NO. 42 – 24TH/ 25TH OCTOBER 2023**

Ex-Estate catalogue and Main Sale catalogues are scheduled to be closed on the 05th October 2023

**SALE NO. 43 – 31ST OCTOBER / 01ST NOVEMBER 2023**

Ex-Estate catalogue and Main Sale catalogues are scheduled to be closed on the 12th October 2023

**SALE NO. 44 – 07TH / 08TH NOVEMBER 2023**

Ex-Estate catalogue and Main Sale catalogues are scheduled to be closed on the 19th October 2023

## ELEVATION WISE – STATISTICS – COLOMBO AUCTION AVERAGES

Elevation	LAST WEEK	WEEK BEFORE LAST	LAST YEAR	YEAR BEFORE
	(RS)	(RS)	(RS)	(RS)
	Sale- 25.09.2023	Sale- 19.09.2023	Corres 2022	Corres 2021
Uva High	964.56	954.52	1458.63	518.07
Western High	1080.00	1101.01	1564.46	602.99
CTC High	941.85	954.86	1383.20	544.66
Total High Grown	1045.74	1054.93	1519.95	567.99
Uva Medium	1049.37	1013.12	1551.41	525.55
Western Medium	952.67	978.61	1332.38	494.10
CTC Medium	841.27	868.02	1137.01	451.13
Total Medium Grown	977.29	987.51	1406.80	504.50
Orthodox Low	1263.43	1270.57	1799.96	645.50
CTC Low	930.10	1019.67	1201.36	485.49
Total Low Grown	1239.18	1253.43	1754.65	637.65
<b>TOTAL</b>	<b>1153.76</b>	<b>1167.93</b>	<b>1653.36</b>	<b>602.05</b>

Elevation	LAST WEEK	WEEK BEFORE LAST	LAST YEAR	YEAR BEFORE
	(\$)	(\$)	(\$)	(\$)
	Sale- 25.09.2023	Sale- 19.09.2023	Corres 2022	Corres 2021
Uva High	2.97	2.95	4.02	2.59
Western High	3.33	3.40	4.31	3.01
CTC High	2.90	2.95	3.81	2.72
Total High Grown	3.22	3.26	4.19	2.84
Uva Medium	3.23	3.13	4.28	2.63
Western Medium	2.94	3.02	3.67	2.47
CTC Medium	2.59	2.68	3.13	2.26
Total Medium Grown	3.01	3.05	3.88	2.52
Orthodox Low	3.89	3.93	4.96	3.23
CTC Low	2.87	3.15	3.31	2.43
Total Low Grown	3.82	3.87	4.84	3.19
<b>Weekly Total (USD)</b>	<b>3.56</b>	<b>3.61</b>	<b>4.56</b>	<b>3.01</b>
<b>Exchange Rate (LKR)</b>	<b>323.71</b>	<b>323.71</b>	<b>362.90</b>	<b>200.00</b>

Elevation	TODATE	TODATE	TODATE	TODATE	TODATE	TODATE
	2021	2022	2023	2021	2022	2023
	(RS)	(RS)	(RS)	(\$)	(\$)	(\$)
Uva High	548.91	1045.16	987.36	2.78	3.37	3.00
Western High	598.86	1034.48	1131.88	3.04	3.34	3.44
CTC High	528.91	901.47	990.85	2.68	2.91	3.01
Total High Grown	583.46	1038.10	1086.21	2.96	3.35	3.30
Uva Medium	567.13	1111.99	1030.54	2.88	3.59	3.13
Western Medium	537.03	924.19	993.37	2.72	2.98	3.02
CTC Medium	499.46	777.58	922.84	2.53	2.51	2.81
Total Medium Grown	546.28	983.91	1005.13	2.77	3.18	3.06
Orthodox Low	654.80	1328.70	1287.62	3.32	4.29	3.91
CTC Low	505.44	930.60	968.96	2.56	3.01	2.95
Total Low Grown	646.57	1301.50	1269.97	3.28	4.20	3.86
<b>TOTAL</b>	<b>616.16</b>	<b>1193.88</b>	<b>1186.78</b>	<b>3.13</b>	<b>3.86</b>	<b>3.61</b>

**Cumulative Sale Averages – 1 USD= Rs. (Monthly Weighted Average)** **197.15** **309.68** **328.96**

(Source: MSL/ CBSL)

## WORLD TEA PRODUCTION (IN MILLION KILOS)

Country	Month	Month		To-date		Diff (+/-)
		2022	2023	2022	2023	2022 vs 2023
Sri Lanka	Aug	18.3	18.2	171.5	174.2	2.7
Bangladesh	Jul	11.27	13.65	38.33	40.1	1.77
Kenya	Jul	34	44.7	305.2	318.3	13.1
Malawi	Jul	1.29	1.26	33.7	31.8	-1.9
North India	Jul	136.3	143	483.3	487.6	4.3
South India	Jul	19.5	22	139.1	135.7	-3.4

(Source: Africa Tea Brokers/National Brokers Ltd)

## MOMBASA AUCTION 04TH OCTOBER 2023

There was fair general demand for the 191,620 packages (12,814,233.00 kilos) in the market with 34.71% neglected.

Pakistan Packers were active but selective with reduced inquiry from Yemen and other Middle Eastern countries. Egyptian Packers showed improved support while Kazakhstan and other CIS states continued selective. There was less activity from UK, Afghanistan and Bazaar with Sudan, Russia and Iran absent. Local Packers were active while Somalia maintained inquiry at the lower end of the market.

**BP1** -Best – Were firm to USC18 dearer with select lines advancing by up to USC36 to easier by USC8 and some higher value invoices shed USC40 and USC50. Brighter – Ranged between steady to USC35 dearer to easier by up to USC33. **Mediums** – KTDA mediums were firm at reserve price levels with plantation mediums irregularly varying between USC20 dearer to USC19 below last prices. Lower Medium – Were irregular and ranged between steady to USC12 dearer to easier by up to USC5. Plainer – Appreciated by up to USC16 but a few lines lost up to USC14.

**PF1:** Best – Irregularly easier by up to USC27. Brighter – Shed up to USC23. Mediums – KTDA mediums were firm to USC5 below last rates while plantation mediums lost up to USC17. Lower Medium – Irregular ranging between firm to USC12 dearer to USC14 easier with a number of teas remaining unsold. Plainer – Steady to dearer by up to USC17

**PDUST:** Best – Ranged between firm to USC16 above previous levels to easier by up to USC14. Brighter – Were mainly easier by up to USC18 with a few teas steady to USC6 dearer. Mediums – KTDA mediums were steady to USC14 easier with plantation mediums irregular varying between USC14 dearer to easier by up to USC9. Lower Medium – Were irregular ranging between firm to USC19 dearer to easier by up to USC22. Plainer – Steady to USC13 dearer to easier by a similar margin.

**DUST1:** Best – Saw irregular interest and varied between USC20 dearer to easier by up to USC14. Brighter – Irregular with some teas steady to USC20 dearer while others lost up to USC8. Mediums – KTDA mediums were mostly firm with a few teas' irregular varying between USC5 dearer to easier by up to USC11; plantation mediums shed up to USC16. Lower Medium – Were irregular ranging between steady to USC22 dearer to easier by up to USC20. Plainer – Met irregular inquiry with some lines appreciating by up to USC12 while others shed up to USC26.

**SECONDARY GRADES (S1)**- In the Secondary Catalogues, best BPs eased while others were steady with PFs selling below previous rates. Clean well sorted coloury Fannings were easier with similar DUSTs discounted. Other Fannings held value while DUSTs were about steady. BMFs were readily absorbed.

(Courtesy - Africa Tea Brokers Limited)

## BANGLADESH AUCTION OF 02ND OCTOBER 2023

**CTC LEAF:** 71,026 packages of tea on offer again met with a fair demand.

**BROKENS:** There was a fairly good demand for the best Brokens on offer which were well competed for and often were dearer in line with quality. Other Brokens also met with a fairly good demand but eased a little and there were several withdrawals. Plain types once again witnessed a further decline in prices with heavier withdrawals. BLF teas met with only a little interest with heavy withdrawals.

**FANNINGS:** Good liquoring Fannings met with a fairly good demand but were easier in line with quality. All other Fannings saw lesser demand and prices eased further with heavier withdrawals. BLF teas met with only a little interest with heavy withdrawals.

**CTC DUST:** 12,123 packages of tea on offer met with a good demand. Good liquoring well-made Dusts were a slightly dearer market and advanced by Tk.2/- to Tk.3/-. Their Mediums were about steady. Plain and BLF Dusts sold at easier prices in line with quality. There were several withdrawals in this category. Blenders lent good support with fair interest from the Loose tea buyers.

**COMMENTS:** A small weight of well-made good liquoring Brokens were a bright feature of the sale which were well competed for and were sometimes dearer. Others witnessed a fair interest except the plainest varieties which were often neglected. Blenders continued to lend good support whilst there was a little more interest from the Loose tea buyers.

(Courtesy - National Brokers Limited)

## KOLKATA AUCTION OF 04TH OCTOBER 2023

Good demand. Good Assams are selling at firm levels. Medium Assams are around last. Medium and Plain Doors are irregular around last. W I - Active. HUL - Operating. TCPL - Active. Exporters - Fair enquiry. Local - Operating Based on AB Catalogue.

(Courtesy - Associated Brokers (Pvt) Ltd, Kolkata)

## GUWAHATI AUCTION OF 03RD OCTOBER 2023

Market opened with fair demand at around last levels. (PTM running at 69%). HUL operating. TCPL so far silent. Western India and internal operating. Exporters so far silent.

(Courtesy - Associated Brokers (Pvt) Ltd, Guwahati)

## MALAWI AUCTION OF 04TH OCTOBER 2023

There was less and selective demand for the small quantity on offer of 2820 packages, almost all old teas.

BP1- N/A

PF1SC - N/A

PF1 - Sold 20USC below valuation where sold.

PD - The single invoice on offer fetched 5USC below valuation.

D1 - The lone invoice on offer were firm on last.

Secondary - The single RD invoice available was 2USC dearer on last.

(Courtesy - Tea Brokers Central Africa Limited)

## JAKARTA AUCTION

The above market report details were not available at the time of printing this publication.



## Sri Lanka Tea Sale Averages - Sub Elevation Wise – Month of September 2023

(Excluding Black tea sales from refuse tea processing centres, Organic tea sales and green tea sales)

### Combined Averages (Orthodox & CTC)

ELEVATION	SEPTEMBER 2023	JANUARY TO SEPTEMBER - 2023
UVA HIGH	964.07	999.01
WESTERN HIGH	1,098.13	1,140.73
TOTAL HIGH GROWN	1,059.70	1,094.51
UVA MEDIUM	1,034.68	1,026.72
WESTERN MEDIUM	987.85	995.48
TOTAL MEDIUM GROWN	999.97	1,005.44
LOW GROWN	1,254.78	1,263.93
<b>TOTAL</b>	<b>1,172.24</b>	<b>1,184.49</b>

### CTC Averages

ELEVATION	SEPTEMBER 2023	JANUARY TO SEPTEMBER - 2023
CTC HIGH	933.32	1,009.68
CTC MEDIUM	871.08	918.00
CTC LOW	1,016.21	966.60
<b>CTC TOTAL</b>	<b>952.40</b>	<b>958.56</b>

### Orthodox Averages

ELEVATION	SEPTEMBER 2023	JANUARY TO SEPTEMBER - 2023
UVA HIGH	976.07	994.82
WESTERN HIGH	1,116.93	1,158.11
TOTAL HIGH GROWN	1,076.60	1,102.29
UVA MEDIUM	1,034.68	1,026.72
WESTERN MEDIUM	1,035.45	1,027.65
TOTAL MEDIUM GROWN	1,035.20	1,027.28
LOW GROWN	1,276.29	1,290.45
<b>TOTAL</b>	<b>1,199.85</b>	<b>1,210.10</b>

## Sri Lanka Tea Sale Averages - Elevation Wise – Month of September 2023

(Including Black tea sales from refuse tea processing centres, Organic tea sales and Green tea sales)

ELEVATION	SEPTEMBER				JANUARY TO SEPTEMBER			
	2023		2022		2023		2022	
	LKR	USD	LKR	USD	LKR	USD	LKR	USD
HIGH GROWN	1,045.65	3.24	1,448.14	4.00	1,086.48	3.31	1,016.78	3.29
MEDIUM GROWN	1,020.98	3.16	1,336.96	3.69	1,019.12	3.11	978.55	3.17
LOW GROWN	1,249.15	3.87	1,706.02	4.71	1,260.29	3.84	1,291.23	4.18
<b>TOTAL</b>	<b>1,165.72</b>	<b>3.61</b>	<b>1,599.49</b>	<b>4.41</b>	<b>1,180.52</b>	<b>3.60</b>	<b>1,177.51</b>	<b>3.81</b>

(Source: SLTB / CBSL)