



**Ceylon Tea
Brokers**

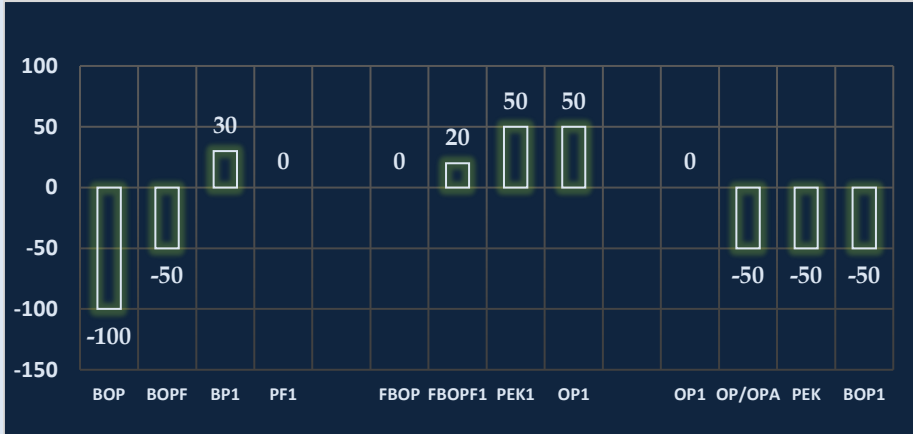


MARKET SNAPSHOT

SALE NO. 36 OF 12TH / 13TH SEPTEMBER 2023

CEYLON TEA BROKERS PLC
Level 7, Millenium House, No.46/58, Nawam Mawatha, Colombo 2
Tel: 011-460777 Fax: 011-4607788
Email: general@ceylontebrokers.com
Web: www.ceylontebrokers.com

All-round met with lower demand.



EX-ESTATE MEDIUM LOW GROWN

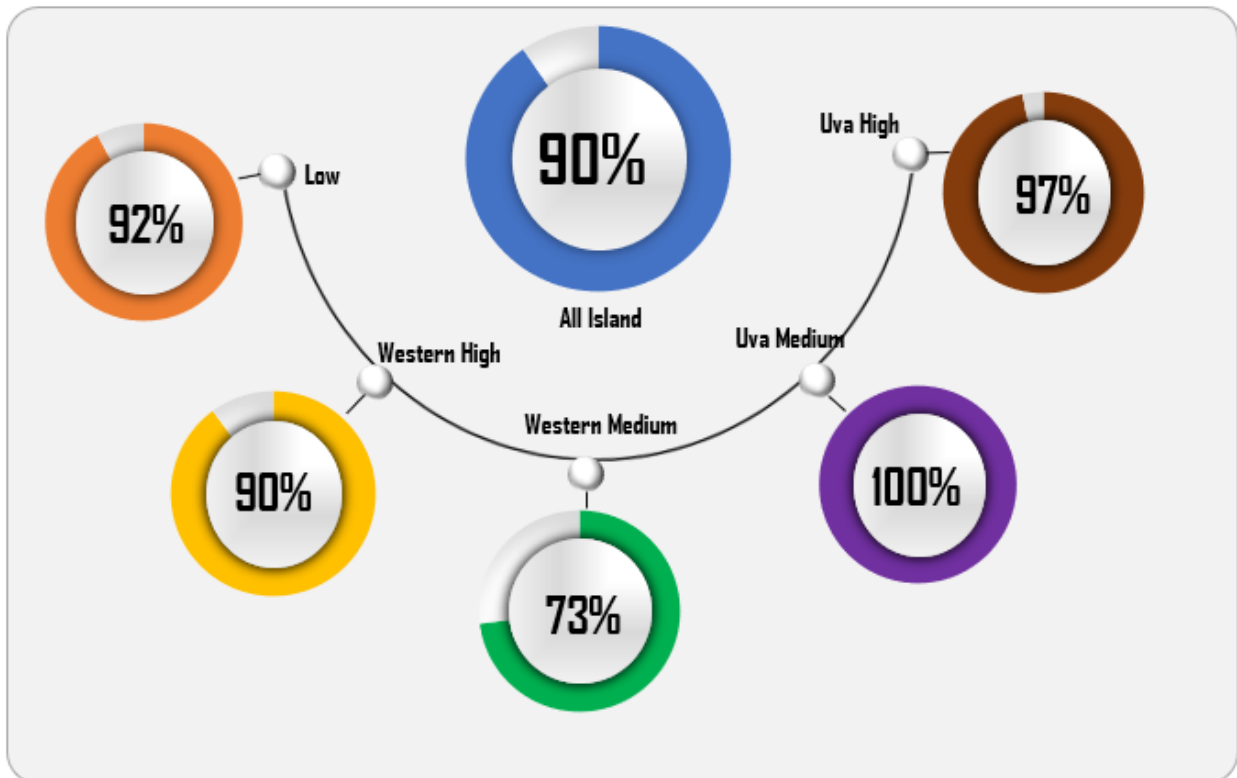
Currency - 13th Sept
LKR/USD 316.77

September (01st Sale)
Rs. 1,174.68
USD \$ 3.72

Elevation Average

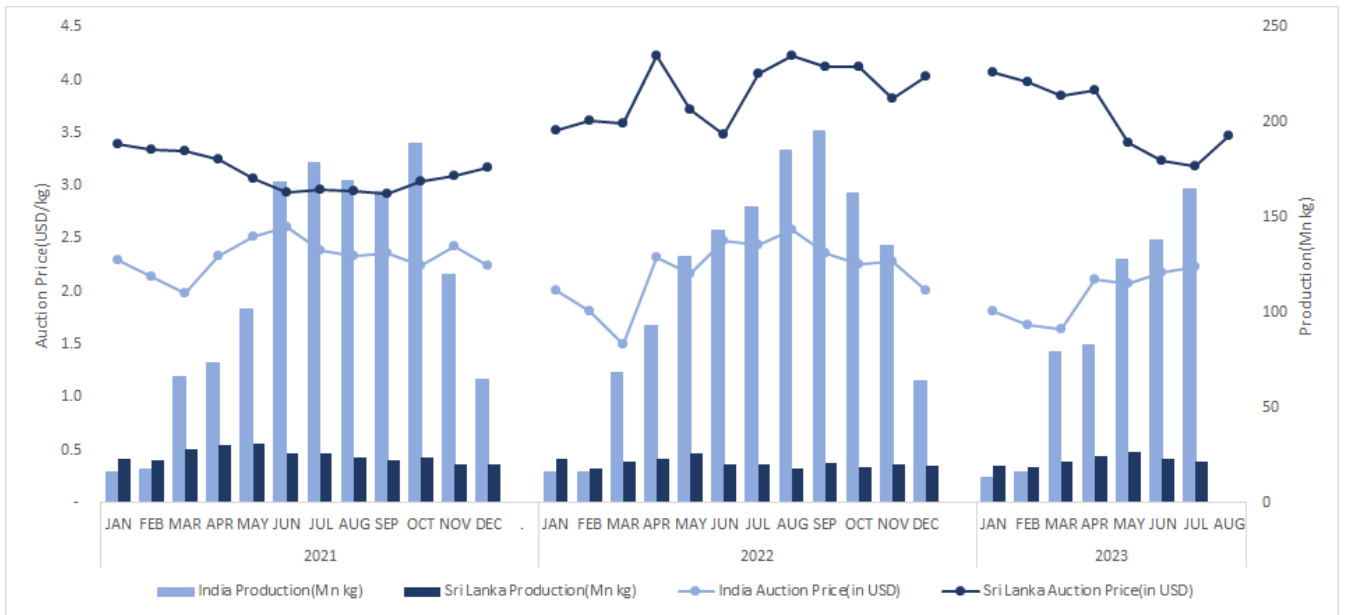
ELV	RS	USD
High	1049.97	\$ 3.32
Medium	1018.56	\$ 3.22
Low	1252.21	\$ 3.96

**COMPOSITION OF ELEVATION WISE ORTHODOX TEA SOLD QUANTITY
YTD AUGUST - 2023**



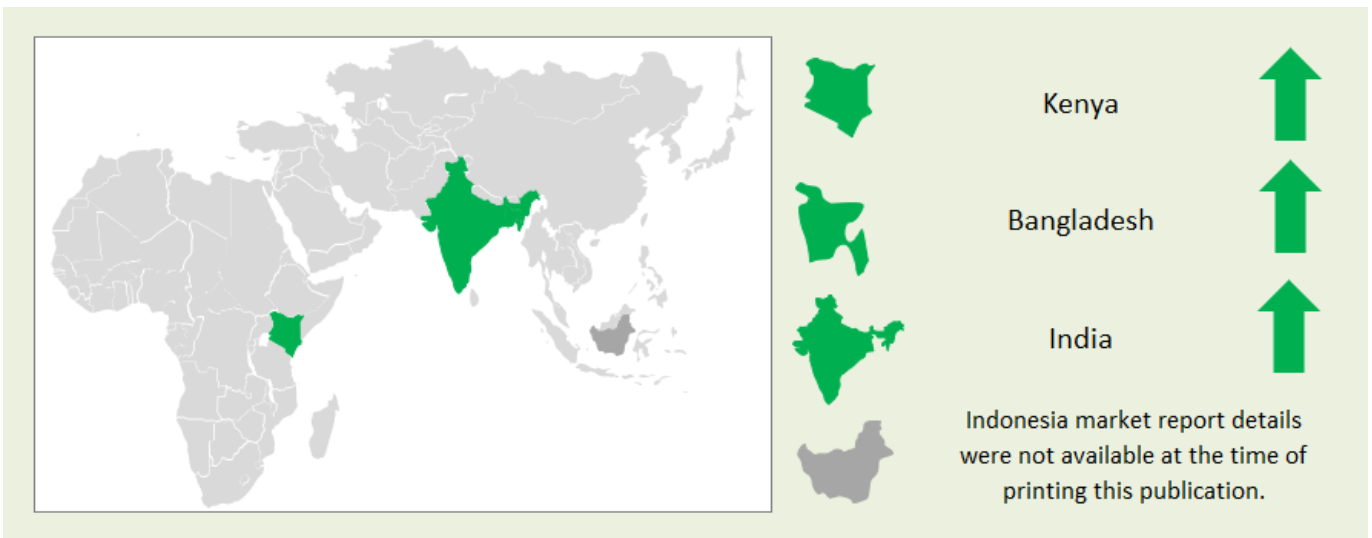
Source: MSL

MONTHLY SRI LANKA, INDIA TEA AUCTION PRICE (USD/KG) & TEA PRODUCTION (MN KG) 2021 - 2023



Source: India Tea Board, SLTB, S S P, International Finance Statistics-Central Bank

MARKET MOVEMENT AT INTERNATIONAL AUCTION CENTERS THIS WEEK



COMMENTS

Sale	Ex-Estate		Low Grown (Leafy/Tippy)		Total	
	Qty	Demand	Qty	Demand	Qty	Demand
36	0.7 MKgs	Lower	2.1 Mkgs	Lower	5.0 Mkgs	Lower

WESTERN				
	SELECT BEST	BEST	BELOW BEST	PLAINER
BOP	↑50/-	↓50/-	↓50/-	↓100/-
BOPF	↑40/-	↓50/-	↓100/-	↓50/-

	NUWARA ELIYA	UDA PUSSELLAWA	UVA
BOP	↓50/-	↓100/-	↓100/-
BOPF	Firm	↑30/-	↓50/-

	HIGH	MEDIUM	LOW
BP1	Firm	↑50/-	Firm
PF1	Firm	Irregular	Firm

HIGH & MEDIUM				
	SELECT BEST	BEST	BELOW BEST	OTHERS
BOP1	↑100/-	↑50/-	↑50/-	↑50/-
OP1	↑100/-	↑50/-	↑50/-	Firm
FBOP	↑50/-	Firm	Firm	Firm
FBOPF1	↑20/-	↑20/-	↑20/-	↑20/-
PEK	Firm	Firm	Firm	Firm
PEK1	↑50/-	↑50/-	Firm	Firm
OP/OPA	↓50/-	↓50/-	↓50/-	↓20/-

LEAFY / SEMI LEAFY				
	SELECT BEST	BEST	BELOW BEST	OTHERS
OP1	↓60/-	Firm	Firm	Firm
BOP1	↓60/-	↓50/-	↓40/-	↓40/-
OP/OPA			↓50/-	
PEK			↓50/-	
PEK1			↑50/-	

SMALL LEAF / TIPPY				
FBOP	↓50/-	↓40/-	↓40/-	↓20/-
FBOP1	↓80/-	↓60/-	↓20/-	↓20/-
FBOPF1	↓80/-	↓80/-	↓40/-	↓40/-

PREMIUM FLOWERY		
	FBOPFEXSP	FBOPFSP
Select Best	↓400-600/-	↓100-500/-
Best	↓400/-	↓500/-
Below Best	↓200/-	↓200-400/-
Others	↓200/-	↓100/-



Crude Oil

As at 13th September 2023 – USD 92.44

CURRENCY BOARD – AS AT 13TH SEPTEMBER 2023

	United States Dollars (USD)		European Community Euro (EUR)		United Kingdom pounds (GBP)	
	Corresponding		Corresponding		Corresponding	
	2023	2022	2023	2022	2023	2022
Sri Lankan Rupee	316.77	358.79	338.97	360.97	394.46	417.18

(Courtesy - Central Bank of Sri Lanka)

Indian Rupee	82.82	79.39	88.88	80.34	103.43	92.60
Kenyan Shilling	145.33	119.38	155.97	120.81	181.49	139.25
Bangladesh Taka	108.50	93.21	116.45	94.33	135.50	108.73
Indonesian Rupiah	15,343.50	14,848.00	16,466.70	15,026.60	19,161.70	17,320.10
Malawi Kwacha	1,087.74	1,010.37	1,167.37	1,022.52	1,358.42	1,178.59
Vietnam Dong	24,094.30	23,517.40	25,858.10	23,800.30	30,090.10	27,433.00

(Courtesy - Oanda Corporation)

SRI LANKA RUPEE AGAINST US DOLLAR

TIME PERIOD 07/09/2023 TO 13/09/2023 (SPOT / BUYING RATE)

07/09/2023	316.28	11/09/2023	316.29	13/09/2023	316.77
08/09/2023	316.31	12/09/2023	316.54		

(Courtesy - Central bank of Sri Lanka)

QUANTITY SOLD DURING THE PERIOD 04TH – 09TH SEPTEMBER 2023

	2023		2022	
	WEEKLY	TODATE	WEEKLY	TODATE
PRIVATE SALES	90,519.50	3,484,581.86	78,362.00	2,937,284.33
PUBLIC AUCTION	4,563,444.00	172,603,994.50	3,767,318.00	172,544,209.00
FORWARD CONTRACTS	5,400.00	1,907,408.00	54,000.00	1,297,240.00
DIRECT SALES	-	-	-	-
TOTAL	4,659,363.50	177,995,984.36	3,899,680.00	176,778,733.33
BMF EXCLUDED FROM PRIVATE SALE	28,780.00	1,855,868.00	57,021.00	4,808,379.00

TEA
TECH
TIPS



Hot air in withering must be at lowest temperature possible. It is not the degree of heat that is important but the drying capacity of the air which should indicate a difference of 7° - 8° between wet bulb and dry bulb of the hygrometer.

CROP AND WEATHER (FOR THE PERIOD 05TH – 11TH SEPTEMBER 2023)





























The Western and Nuwara Eliya planting districts experienced gloomy conditions with rain. The Department of Meteorology forecasts occasional showers in the Western district and strong winds with rain in Nuwara Eliya.

The Uva/Udapussellawa's reported overcast conditions with scattered showers. Evening showers are to be expected in Uva.

The Low grown's experienced dull mornings followed by evening showers. Occasional showers are to be expected in the Ruhuna and Sabaragamuwa districts.

All districts recorded a decline in their crop intakes except for the Nuwara Eliya's which reported a slight increase.

WEATHER FORECAST (FOR THE PERIOD 14TH – 20TH SEPTEMBER 2023)

	Thu (14/09)	Fri (15/09)	Sat (16/09)	Sun (17/09)	Mon (18/09)	Tue (19/09)	Wed (20/09)
Galle	31°/27°C	32°/26°	32°/26°C	31°/26°C	32°/25°C	31°/26°C	31°/26°C
							
Matara	31°/25°C	32°/24°C	33°/24°C	32°/24°C	32°/25°C	30°/26°C	30°/26°C
							
Ratnapura	30°/23°C	31°/22°C	32°/22°C	32°/22°C	32°/24°C	29°/24°C	30°/24°C
							
Hatton/ Talawakelle	24°/18°C	26°/17°C	27°/16°C	27°/16°C	26°/18°C	24°/19°C	24°/19°C
							

ORDER OF SALE THIS WEEK

EX EST	H/M-OFF GR & DUST	LEAFY/ SEMI LEAFY/ TIPPY/PREM & BOP1A
JK	Forbes & Walker Tea Brokers (Pvt) Ltd	John Keells PLC
LC	Mercantile Produce Brokers (Pvt) Ltd	Bartleet Produce Marketing (Pvt) Ltd
MC	Asia Siyaka Commodities PLC	Ceylon Tea Brokers PLC
EB	John Keells PLC	Forbes & Walker Tea Brokers (Pvt) Ltd
CTB	Eastern Brokers Ltd	Eastern Brokers Ltd
FW	Ceylon Tea Brokers PLC	Mercantile Produce Brokers (Pvt) Ltd
BC	Lanka Commodity Brokers	Asia Siyaka Commodities PLC
AS	Bartleet Produce Marketing (Pvt) Ltd	Lanka Commodity Brokers

CATALOGUE	LOTS	QTY (KGS)
EX-ESTATE	709	729,708
HIGH AND MEDIUM	1,336	593,124
LOW GROWN (LEAFY)	1,612	608,779
LOW GROWN (SEMI LEAFY)	1,396	613,405
LOW GROWN (TIPPY)	1,769	880,427
OFF GRADES + BOP1A	2,153	1,096,982
DUSTS	500	477,364
PREMIUM FLOWERY	357	60,340
TOTAL	9,832	5,060,129

HIGH GROWN TEAS

BOP Best Western's selected invoices gained by Rs.50/- per kg others were lower by a similar margin. Below best and plainer types lower by Rs.50/- per kg and more towards the end. Nuwara Eliya's declined on last. Uda Pussellawa's dropped by Rs.100/- per kg. Better Uva's easier by Rs.100/- per kg. Others sold around last.

BOPF Best Western's selected invoices were dearer by Rs.40/- per kg. Balance lost up to Rs.50/- per kg. Below best eased further whilst the plainer types were firm at the commencement but declined by Rs.50/- and at times more towards the closure. Nuwara Eliya's were firm. Uda Pussellawa's were dearer by Rs.20-30/- per kg. Uva's lost by Rs.30/- per kg.

MEDIUM GROWN TEAS

BOP1/OP1 **BOP1** - Select best were dearer by Rs.100/- per kg whilst all others gained by Rs. 50/- per kg. **OP1** – Select best appreciated by Rs. 100/- per kg. Best and below best were dearer by Rs. 50/- per kg. Others held firm.

OP/OPA Select best, best, and below best were lower by Rs.50/- per kg whilst others dropped by Rs. 20/- per kg.

PEKOE/PEKOE1 **PEK** – Overall firm.

PEK1 – Select best and best moved up by Rs. 50/- per kg whilst all others maintained on last levels.

FBOP/FBOPF1 **FBOP** - Select best gained by Rs. 50/- per kg whilst all others remained unchanged.

FBOPF1 – In general, dearer by Rs. 20/- per kg.

CTC

HIGH GROWN **BP1** – Firm.

PF1 – Remained unchanged.

MEDIUM GROWN **BP1** – Gained by Rs.50/- per kg.

PF1 – Irregular.

LOW GROWN **BP1** – Maintained.

PF1 – Firm.

QUOTATIONS-HIGH GROWNS	BOP		BOPF	
BEST WESTERNS	1260	1460	1300	1460
BELOW BEST WESTERNS	1000	1240	1100	1280
PLAINER WESTERNS	770	980	980	1080
NUWARA ELIYAS	N/A		1000	1100
UDAPUSSELLAWAS	N/A		1100	1140
BEST UVAS	890	1460	1100	1750
OTHER UVAS	790	840	960	1080
GOOD MEDIUMS	1100	1900	N/A	
POOR MEDIUMS	750	1080	800	1080
QUOTATIONS – UNORTHODOX	BP1		PF1	
(CTC) CTC (High & Medium)	700	1020	780	1140
CTC (Low)	1100	1420	1380	2000

LOW GROWN

BOP1	In general, maintained.
OP1	Select best were firm to dearer whilst the others remained unchanged.
OP	Select best were firm. Best and below best were irregular lower. Poorer sorts were dearer.
OPA	Select best were firm to lower. Best and below best irregularly lower. Poorer sorts gained.
PEKOE/PEKOE1	Select best together with full range of bold PEK's were irregularly lower. Select best PEK1's were firm to dearer. Best and below best together with the poorer sorts were firm.
FBOP/FBOP1	Select best and best were lower, whilst all others were firm.
BOP	All-round firm
BOPF	All-round lower market.
FBOPF/FBOPF1	Select best and best FBOPF's were firm to dearer whilst others maintained. Select best and best FBOPF1's were lower, others were barely steady.

QUOTATIONS	SELECT BEST	BEST	BELOW BEST	OTHER
BOP1	2,000-3,300	1,750-1900	1,200-1,650	960-1,050
OP1	2,900-3,750	1,900-2,800	1,350-1,800	900-1,200
OP	1,400-1,800	1,300-1,400	1,100-1,250	900-1,050
OPA	1,30-2,050	1,160-1,300	1,000-1,160	800-1,000
PEKOE	1,850-2,400	1,600-1,750	1,250-1,550	1,000-1,150
PEKOE1	1,850-2,500	1,550-1,750	1,250-1,500	1,000-1,150
FBOP1	1,400-2,000	920-1,200	700-860	Below 650
FBOP	1,700-2,400	1,200-1,650	900-1,100	Below 850
BOP	1,500-2,700	1,200-1,400	900-1,100	Below 880
BOPF	980-2,200	850-920	750-820	Below 720
FBOPF1	1,450-1,800	1,200-1,400	900-1,100	Below 820
FBOPF	1,200-1,700	780-980	680-750	Below 600
FFSP/FFEXSP/FFEXSP1	2,650-4,250	1,700- 2,450	1,100-1,500	Below 1,050

OFF GRADES

FGS/FGS1 High grown varieties were dearer by Rs. 40-60/- per kg. Best Medium and Low Grown gained by Rs.10-20/- per kg whilst below best and bottom were lower by Rs.10-20/- per kg. CTC's maintained in general.

BM/BP **BM** – Best varieties maintained. Below best and bottom shed by Rs.30-40/- per kg.
BP – Cleaner varieties were firm whilst below best and bottom eased by Rs. 20-40/- per kg.

BOP1A Best varieties appreciated by Rs. 50-100/- per kg. Below best declined by Rs. 30-40/- per kg. Teas at the lower end declined by Rs. 20-30/- per kg.

	HIGH		MEDIUM		LOW	
FNGS	630	1320	680	870	610	900
P.FGS (CTC)	830	890	630	750	650	1700
BP	740	940	680	980	750	1300
BM	640	790	660	890	680	1380
BOP1A	730	840	730	1,220	700	1,600

DUST

DUST1 Best and below best were dearer by Rs.50-80/- per kg. CTC's were irregularly dearer. Best and below best low grown appreciated by Rs.30-40/- per kg.

DUST Cleaner Secondaries gained by Rs. 30-40/- per kg. Low grown held firm.

	HIGH		MEDIUM		LOW	
PRIMARY DUSTS	1,150	1,800	840	920	920	1,360
SECONDARY DUSTS	800	1,100	670	800	680	870
PDUST (CTC)	1,050	1,240	920	1,220	1,100	1,380

TOP PRICES - SALE NO. 36 OF 12TH / 13TH SEPTEMBER 2023

WESTERN MEDIUM			
Doombagastalawa	BOP	1,900.00	
Doombagastalawa	BOPSp	1,480.00	
Dartry Valley	BOPF/BOPFSp	1,260.00	
Hatale	BOP1	2,150.00	
Harangalla	FBOP/FBOP1	2,200.00	
Hatale	FBOPF/FBOPF1	1,850.00	
Dartry Valley	OP/OPA	1,480.00	
New Rothschild	OP1	1,750.00	@
New Rothschild	OP1	1,650.00	@
Nayapane	OP1	1,650.00	
New Rothschild	PEK	1,950.00	@
Uplands	PEK1	2,000.00	

WESTERN HIGH			
Somerset	BOP	1,460.00	
Wattegodde	BOPSp	1,000.00	
Robgill	BOPF/BOPFSp	1,460.00	
Torrington	BOP1	1,950.00	
Queensberry	FBOP/FBOP1	1,850.00	
Glenloch	FBOPF/FBOPF1	1,480.00	
Venture	OP/OPA	1,320.00	
Inverness	OP1	1,700.00	
Froft Super	OP1	1,600.00	@
Weddemulla	PEK/PEK1	1,800.00	@
Froft Super	PEK/PEK1	1,750.00	@
Glenloch	PEK/PEK1	1,750.00	
St Andrews	PEK/PEK1	1,750.00	

NUWARA ELIYA			
Kenmare	BOP	780.00	
Mahagastotte	BOPF/BOPFSp	1,100.00	
Court Lodge	FBOP/FBOP1	1,950.00	
Court Lodge	OP/OPA	810.00	
Kenmare	PEK/PEK1	1,750.00	

UDA PUSSELLAWAS			
Mooloya	BOP	840.00	
High Forest	BOPSp	780.00	
Blairlomond	BOPSp	780.00	
Mooloya	BOPF/BOPFSp	1,140.00	
Alma	BOP1	1,700.00	@
Alma	FBOP/FBOP1	1,500.00	@
Alma	FBOPF/FBOPF1	1,500.00	@
Alma	OP/OPA	1,260.00	@
Gonapitiya	OP1	920.00	
Alma	PEK	1,700.00	@
Alma	PEK1	1,950.00	@

UVA MEDIUM			
St.James	BOP	1,460.00	
Demodera 'S'	BOP	1,460.00	
Dickwella	BOPF/BOPFSp	1,550.00	
Demodera 'S'	BOP1	2,200.00	
Glen Alpin	FBOP/FBOP1	1,800.00	
Blossoms Uva Tea	FBOPF/FBOPF1	1,650.00	
Shawlands	OP/OPA	1,550.00	
Blossoms Uva Tea	OP1	1,600.00	
Aruna Passara	PEK/PEK1	1,900.00	
Dickwella	PEK/PEK1	1,900.00	

UVA HIGH			
Uva Highlands	BOP	1,360.00	
Ranaya	BOPSp	1,380.00	@
Uva Highlands	BOPF/BOPFSp	1,750.00	
Craig	BOP1	1,750.00	
Gonamotawa	FBOP/FBOP1	1,600.00	
Ranaya	FBOP/FBOP1	1,500.00	@
Uva Highlands	FBOPF/FBOPF1	1,550.00	
Mount Uva	OP/OPA	1,340.00	@
Ranaya	OP/OPA	1,260.00	@
Craig	OP1	1,600.00	
Mount Uva	PEK	1,750.00	@
Craig	PEK1	1,800.00	
Uva Highlands	PEK1	1,800.00	
Ranaya	PEK1	1,750.00	@

UNORTHODOX HIGH			
Dunsinane CTC	PF1	1,140.00	
Dunsinane CTC	BP1	1,020.00	
Dunsinane CTC	BPS	980.00	

UNORTHODOX MEDIUM			
New Peacock CTC	PF1	1,180.00	
New Peacock CTC	BP1	1,020.00	
Donside CTC	BPS	940.00	
Aultmore CTC	BPS	920.00	@
Donside CTC	BPS	920.00	

UNORTHODOX LOW			
Hingalgoda CTC	PF1	2,000.00	
Kalubowitiyana CTC	BP1	1,420.00	
Lantern Hill CTC	BPS	870.00	

TOP PRICES - SALE NO. 36 OF 12TH / 13TH SEPTEMBER 2023

LOW GROWN				DUSTS			
Pothotuwa	BOP1	3,300.00		Mattakelle	DUST1	1,800.00	
Sithaka	OP1	3,750.00		Kalubowitiyana CTC	PD	1,380.00	
Lions	OP1	3,750.00					
Nilrich	OP1	3,550.00	@	PREMIUM FLOWERY			
Pothotuwa	OP1	3,550.00		Rumassala Hills	FBOPFSp	2,600.00	@
Galaboda Group	OP	1,800.00		Lumbini	FBOPFExSp	3,750.00	
Liyonta	OPA	2,050.00		Navinda	FBOPFExSp	2,700.00	
Golden Garden	PEK	2,400.00		Nilgiri	FBOPFExSp	2,650.00	@
Lumbini	PEK1	2,500.00		Kendalanda	FBOPFExSp1	4,250.00	
Wathurawila	PEK1	2,400.00	@				
Golden Garden	PEK1	2,400.00		OFF GRADES			
Pothotuwa	PEK1	2,400.00		Holyrood	FGS/FGS1	1,320.00	
Berubeula	PEK1	2,400.00		Agra Ouvah	FGS/FGS1	1,320.00	
Suduwelipothahena Super	PEK1	2,350.00	@	Hingalgoda CTC	PF	1,700.00	
Liyonta	PEK1	2,350.00		Magedara	BM	1,380.00	
Ullswater	PEK1	2,350.00		Co-op Cola	BP	1,300.00	
Golden Garden	BOP	2,700.00	@	Nawagamuwehena	BOP1A	1,600.00	
Rajjuruwatta Super	BOP	2,500.00	@				
Richiland	BOP	2,500.00	@				
Parakaduwa	BOP	2,450.00	@				
Stream Line	BOPSp	2,350.00					
KDU Super	BOPSp	1,900.00					
Yalta	BOPSp	1,420.00	@				
Sithaka	BOPF	2,200.00					
Sithaka	BOPFSp	1,900.00					
Sunrise	FBOP	2,400.00					
Hidellana	FBOP1	2,000.00					
Fortune	FBOPF	1,750.00					
New Laksakanda	FBOPF	1,750.00					
Allen Valley	FBOPF	1,750.00					
Sihara	FBOPF	1,700.00	@				
Ceciliyan	FBOPF	1,700.00					
Himara	FBOPF	1,650.00	@				
Pothotuwa	FBOPF1	1,800.00					
Lucky Kottawa	FBOPF1	1,750.00					
Lickra	FBOPF1	1,700.00	@				
Wathurawila	FBOPF1	1,700.00	@				
Kelani	FBOPF1	1,700.00					
Adams View	FBOPF1	1,700.00					
Makandura	FBOPF1	1,700.00					
Hidellana	FBOPF1	1,700.00					

FUTURE SALES INFORMATION
SALE NO 37 OF 19TH / 20TH SEPTEMBER 2023

EX-ESTATE	H/M-OFF GR & DUST	LEAFY/ SEMI LEAFY/ TIPPY/PREM & BOP1A
LC	Mercantile Produce Brokers (Pvt) Ltd	Bartleet Produce Marketing (Pvt) Ltd
MC	Asia Siyaka Commodities PLC	Ceylon Tea Brokers PLC
EB	John Keells PLC	Forbes & Walker Tea Brokers (Pvt) Ltd
CTB	Eastern Brokers Ltd	Eastern Brokers Ltd
FW	Ceylon Tea Brokers PLC	Mercantile Produce Brokers (Pvt) Ltd
BC	Lanka Commodity Brokers	Asia Siyaka Commodities PLC
AS	Bartleet Produce Marketing (Pvt) Ltd	Lanka Commodity Brokers
JK	Forbes & Walker Tea Brokers (Pvt) Ltd	John Keells PLC

Buyers Prompt: 26.09.2023

Sellers Prompt: 27.09.2023

AWAITING SALE - CATALOGUE DETAILS

	SALE OF 19TH / 20TH SEP 2023		SALE OF 25TH / 26TH SEP 2023	
	LOTS	QTY(KGS)	LOTS	QTY(KGS)
EX-ESTATE	750	765,107	702	710,027
HIGH AND MEDIUM	1,362	605,403	1,297	551,171
LOW GROWN (LEAFY)	1,574	583,154	1,375	482,459
LOW GROWN (SEMI LEAFY)	1,419	616,991	1,305	532,572
LOW GROWN (TIPPY)	1,818	881,016	1,616	755,020
OFF GRADES+BOP1A	2,251	1,186,286	1,872	961,530
DUSTS	526	495,571	492	450,056
PREMIUM FLOWERY	329	49,043	335	49,805
TOTAL	10,029	5,182,571	8,994	4,492,640
MAIN SALE & EX ESTATE CLOSED ON	01ST SEPTEMBER 2023		07TH SEPTEMBER 2023	

SALE NO. 39 – 03RD/ 04TH OCTOBER 2023

Ex-Estate catalogue and Main Sale catalogues are scheduled to be closed on the 14th September 2023.

SALE NO. 40 – 10TH/ 11TH OCTOBER 2023

Ex-Estate catalogue and Main Sale catalogues are scheduled to be closed on the 21st September 2023.

SALE NO. 41 – 17TH/ 18TH OCTOBER 2023

Ex-Estate catalogue and Main Sale catalogues are scheduled to be closed on the 27th September 2023.

ELEVATION WISE – STATISTICS – COLOMBO AUCTION AVERAGES

Elevation	LAST WEEK	WEEK BEFORE LAST	LAST YEAR	YEAR BEFORE
	(RS)	(RS)	(RS)	(RS)
	Sale- 05.09.2023	Sale- 28.08.2023	Corres 2022	Corres 2021
Uva High	937.21	931.96	1284.08	520.86
Western High	1075.41	1064.07	1517.16	573.72
CTC High	943.83	922.87	1342.23	516.54
Total High Grown	1039.56	1020.39	1430.93	555.24
Uva Medium	1044.40	1071.94	1445.52	535.48
Western Medium	1005.85	1009.31	1188.89	485.53
CTC Medium	907.24	881.40	1092.98	442.98
Total Medium Grown	1015.59	1025.15	1273.34	501.65
Orthodox Low	1267.30	1313.72	1666.95	615.39
CTC Low	1052.44	1055.62	1107.19	474.90
Total Low Grown	1253.14	1300.34	1624.05	609.40
TOTAL	1174.05	1205.19	1538.62	579.86

Elevation	LAST WEEK	WEEK BEFORE LAST	LAST YEAR	YEAR BEFORE
	(\$)	(\$)	(\$)	(\$)
	Sale- 05.09.2023	Sale- 28.08.2023	Corres 2022	Corres 2021
Uva High	2.93	2.88	3.55	2.51
Western High	3.36	3.29	4.20	2.77
CTC High	2.95	2.85	3.71	2.49
Total High Grown	3.24	3.15	3.96	2.68
Uva Medium	3.26	3.31	4.00	2.58
Western Medium	3.14	3.12	3.29	2.34
CTC Medium	2.83	2.72	3.02	2.14
Total Medium Grown	3.17	3.17	3.52	2.42
Orthodox Low	3.96	4.06	4.61	2.97
CTC Low	3.28	3.26	3.06	2.29
Total Low Grown	3.91	4.02	4.49	2.94
Weekly Total (USD)	3.66	3.72	4.26	2.80
Exchange Rate (LKR)				

Elevation	TODATE	TODATE	TODATE	TODATE	TODATE	TODATE
	2021	2022	2023	2021	2022	2023
	(RS)	(RS)	(RS)	(\$)	(\$)	(\$)
Uva High	552.22	1014.97	988.71	2.80	3.28	3.00
Western High	598.73	1008.20	1134.23	3.04	3.26	3.44
CTC High	528.03	872.18	993.54	2.68	2.82	3.02
Total High Grown	584.59	1010.46	1087.96	2.97	3.26	3.30
Uva Medium	570.57	1080.77	1030.97	2.89	3.49	3.13
Western Medium	541.44	903.38	994.68	2.75	2.92	3.02
CTC Medium	502.76	757.84	927.27	2.55	2.45	2.82
Total Medium Grown	550.22	959.36	1006.31	2.79	3.10	3.06
Orthodox Low	656.42	1292.73	1288.88	3.33	4.17	3.91
CTC Low	507.24	909.21	965.33	2.57	2.94	2.93
Total Low Grown	648.08	1266.49	1271.08	3.29	4.09	3.86
TOTAL	617.71	1161.16	1188.01	3.13	3.75	3.61

Cumulative Sale Averages – 1 USD= Rs. (Monthly Weighted Average) **197.15** **309.68** **329.29**

(Source: MSL/ CBSL)

WORLD TEA PRODUCTION (IN MILLION KILOS)

Country	Month	Month		To-date		Diff (+/-)
		2022	2023	2022	2023	2022 vs 2023
Sri Lanka	Jul	19.9	21.4	153.2	155.8	2.6
Bangladesh	Jul	11.27	13.65	38.33	40.1	1.77
Kenya	Jun	43.45	48.12	271.3	273.64	2.34
Malawi	Jun	1.91	1.64	32.4	30.5	-1.9
North India	Jun	119.3	109.7	347.1	344	-3.1
South India	Jun	23.9	28.2	119.6	113.7	-5.9

(Source: Africa Tea Brokers/National Brokers Ltd)

MOMBASA AUCTION OF 11TH, 12TH & 13TH SEPTEMBER 2023

There was fair general demand for the 180,220 packages (12,046,615.00 kilos) available with 33.63% remaining unsold.

Pakistan Packers and UK maintained useful support while Kazakhstan, other CIS states, Yemen, other Middle Eastern countries and Afghanistan reduced activity. Bazaar showed selective interest with Egyptian Packers and Russia less active. Local Packers maintained enquiry while Sudan and Iran were quiet. Somalia were active at the lower end of the market.

BP1: Best – Saw irregular interest ranging between steady to USC45 dearer to easier by up to USC53 and a number of lots remained unsold. Brighter – Were irregular varying between firm to USC39 dearer to USC30 below last levels with select lines shedding up to USC62. Mediums – KTDA mediums were steady at last levels with plantation mediums easier by up to USC16 and selected teas lost up to USC39. Lower Medium – Were firm to USC20 easier. Plainer – Were USC16 below last prices for most lines but a few teas advanced by up to USC8.

PF1: Best – Irregular and varied between firm to USC14 dearer to easier by up to USC16. Brighter – Were firm to USC16 below last levels. Mediums – KTDA mediums were steady to easier up to USC21 and a number of teas were neglected; plantation mediums were firm to easier by up to USC15. Lower Medium – Ranged between USC14 dearer to easier by USC20. Plainer – Were irregular with most lines easier by up to USC24 but a few teas advanced by a similar margin.

PDUST: Best – Met irregular interest following quality and ranged between steady to USC31 dearer to easier by up to USC17. Brighter – Ranged between firm to USC12 dearer to USC19 below last levels. Mediums – KTDA mediums were steady at reserve prices where sold while plantation mediums varied between firm to USC9 dearer to easier by up to USC19. Lower Medium – Were irregular with some teas advancing by up to USC18 while others lost up to USC22. Plainer – Shed up to USC16.

DUST1: Best – Varied between firm to USC9 dearer with select invoices advancing by up to USC30 to USC22 below previous prices. Brighter – Were steady to USC5 dearer to easier by up to USC15. Mediums – KTDA mediums varied between firm to USC4 dearer to USC8 below last levels with a number of lines neglected while plantation mediums ranged between USC3 dearer to easier by up to USC10. Lower Medium – Were easier by up to USC29. Plainer – Lost up to USC22.

SECONDARY GRADES (S1): In the Secondary Catalogues, BPs were discounted with PFs easier. Clean well sorted coloury Fannings eased while similar DUSTs shed value. Other Fannings were about steady with DUSTs easier. BMFs were readily absorbed.

(Courtesy - Africa Tea Brokers Limited)

BANGLADESH AUCTION OF 11TH SEPTEMBER 2023

CTC LEAF: 69,622 packages of tea on offer met with a good but selective demand.

BROKENS: A few well made Brokens met with a strong demand and were mostly dearer with only a few withdrawals. Good varieties met with a good demand and were mostly steady to touch easier but there were fair withdrawals. Lower Mediums met with a discriminating market and where sold declined in prices by Tk.4/- to Tk.6/-. Plain teas met with a difficult market and withdrawals were very heavy along with a sharp decline in prices. BLF teas were similarly easier with heavy withdrawals.

FANNINGS: A few well made popular types met with a strong demand and advanced in prices but the slightly lesser varieties witnessed less demand and were easier by Tk.3/- to Tk.5/-. Good varieties met with fair interest and prices were about steady to slightly easier. Plain types were a much easier market and witnessed heavy withdrawals. BLFs also met with a selective demand and only a few were sold with a lot of withdrawals.

CTC DUST: 12,011 packages of tea on offer met with fair demand. Good liquoring Dusts met with a good demand at firm to easier rates. Others were a fair market with easier prices than last. BLF Dusts met with less demand and saw heavier withdrawals. Blenders were fairly active whilst Loose tea buyers were very selective.

COMMENTS: Offerings continued to be large and on the face of selective demand prices were generally easier with very heavy withdrawals. Low Mediums and plain teas suffered heavier withdrawals with a sharp decline in price. Overall withdrawals were heavy. However, a bright feature of the sale was the active interest for grainy teas backed with strong full cups. Dusts met with a fair demand with more withdrawals than last.

(Courtesy - National Brokers Limited)

KOLKATA AUCTION OF 12TH/13TH & 14TH SEPTEMBER 2023

Good demand. Select best Assams are irregular around last. Remainder are barely steady to irregularly easier. Dooars are irregular around last. W I - Operating. HUL - Operating. TCPL - Operating. Local buyers - Operating on Dooars . Based on CB /JT (1st session)

(Courtesy - Associated Brokers (Pvt) Ltd, Kolkata)

GUWAHATI AUCTION OF 12TH SEPTEMBER 2023

Fair demand at irregular levels in line following quality (TBG - 47%, CBPL running at 68%). HUL / TCPL / Western India / Internal / Exporters operating.

(Courtesy - Associated Brokers (Pvt) Ltd, Guwahti)

MALAWI AUCTION OF 13TH SEPTEMBER 2023

There was fair demand for the small quantity on offer of 1740 packages.

BP1 - Sold 3USC above valuation.

PF1 - 1USC easier on last.

PD - Attracted less interest and sold 6USC below valuation where sold.

D1 - Firm to 2USC dearer on last.

PF1SC - Tended firm where sold.

Secondaries - Few on offer were firm to 3USC dearer.

(Courtesy - Tea Brokers Central Afric Limited)

JAKARTA AUCTION

The above market report details were not available at the time of printing of this publication.