



**Ceylon Tea
Brokers**

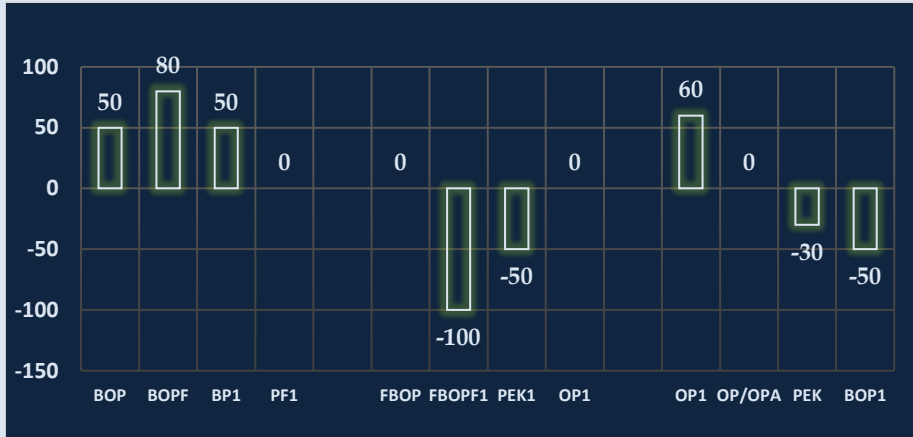


MARKET SNAPSHOT

SALE NO. 35 OF 05TH / 06TH SEPTEMBER 2023

CEYLON TEA BROKERS PLC
Level 7, Millenium House, No.46/58, Nawam Mawatha, Colombo 2
Tel: 011-460777 Fax: 011-4607788
Email: general@ceylontebrokers.com
Web: www.ceylontebrokers.com

Ex-Estate met with improved demand whilst lower demand prevailed for Low Grown.



EX-ESTATE MEDIUM LOW GROWN

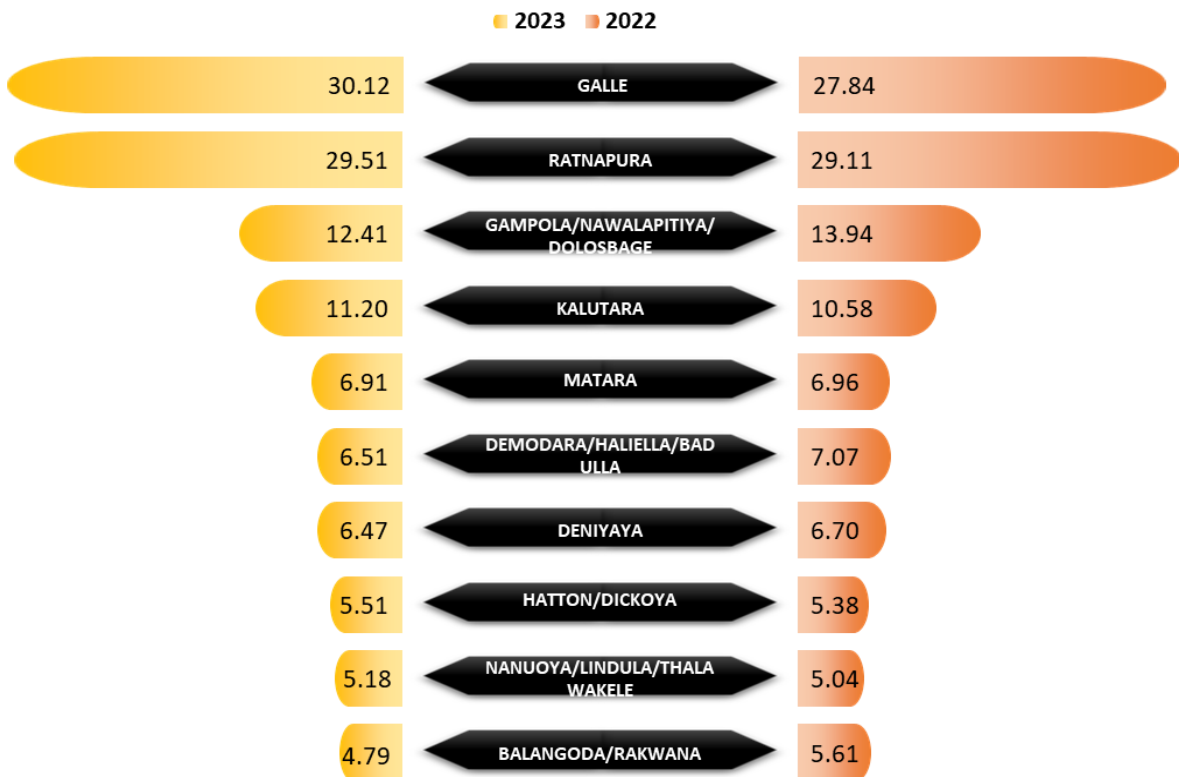
Currency - 06th Sept
LKR/USD 315.93

August
Rs. 1,110.54
USD \$ 3.45

Elevation Average

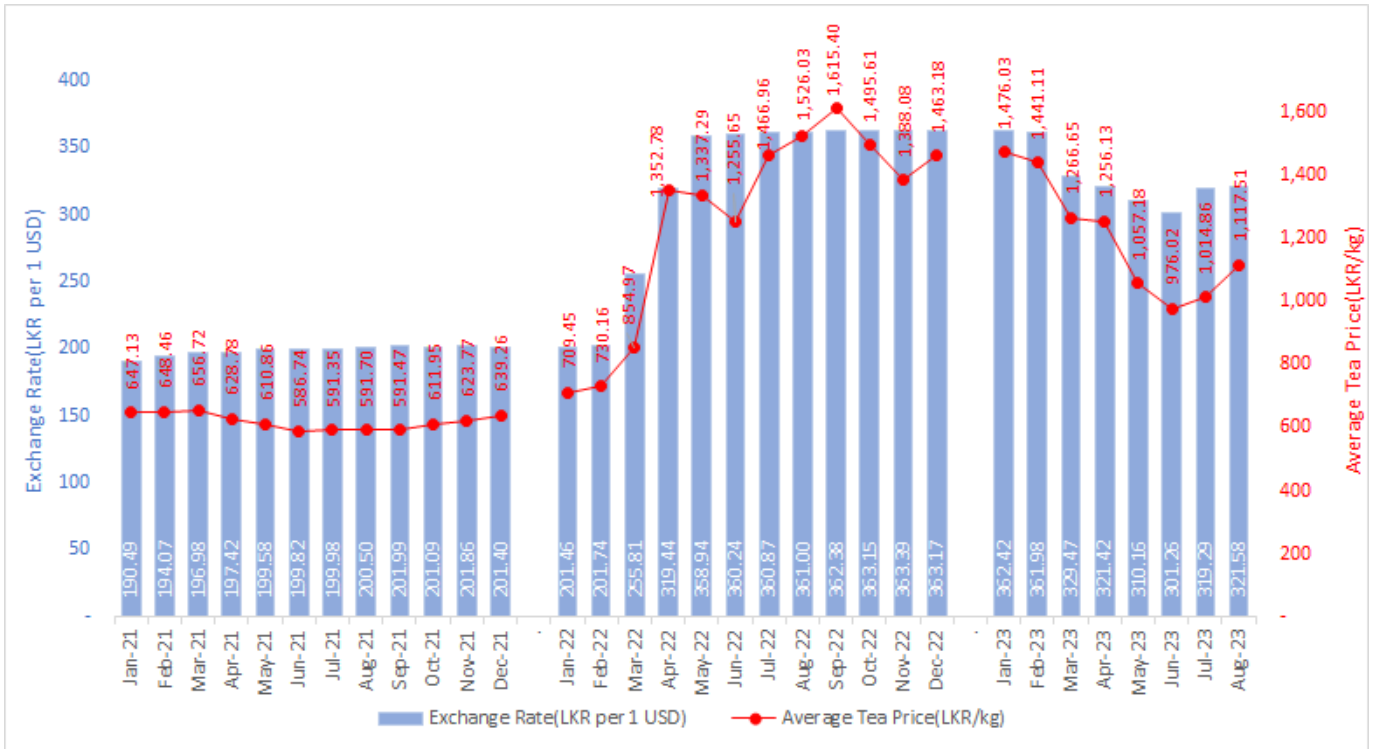
ELV	RS	USD
High	944.14	2.94
Medium	953.99	2.97
Low	1,211.48	3.77

**TOP 10 AGRO CLIMATIC DISTRICTS ON TEA SOLD QUANTITY (IN MN KG)
YTD AUGUST - 2023 VS 2022**



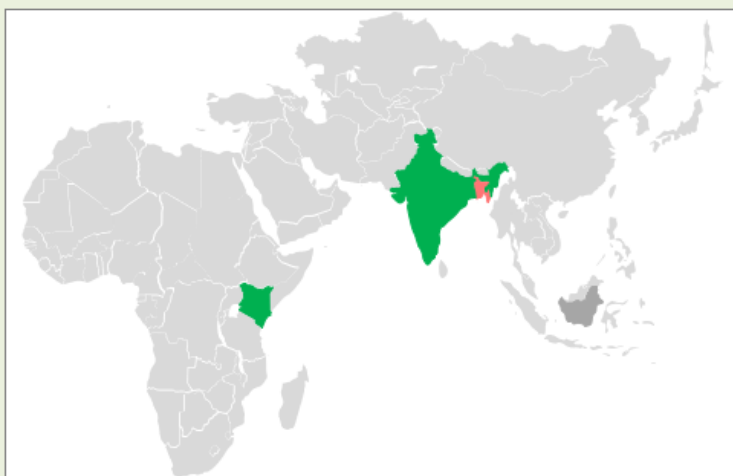
Source: S S P Corporate Services (Private) Limited

MONTHLY SRI LANKAN AVERAGE TEA SOLD PRICE (LKR/KG) VS EXCHANGE RATE (LKR PER 1 USD) 2021 - 2023



Source: S S P Corporate Services (Private) Limited, International Finance Statistics-Central Bank

MARKET MOVEMENT AT INTERNATIONAL AUCTION CENTERS THIS WEEK



India



Bangladesh



Kenya



Indonesia market report details were not available at the time of printing this publication.

COMMENTS

Sale	Ex-Estate		Low Grown (Leafy/Tippy)		Total	
	Qty	Demand	Qty	Demand	Qty	Demand
35	0.68 MKGs	Improved	2.2 Mkgs	Lower	5.1 Mkgs	Lower

WESTERN				
	SELECT BEST	BEST	BELOW BEST	PLAINER
BOP	↑ 100/-	↑ 50/-	Irregular	Firm
BOPF	↑ 100/-	↑ 50/-	↑ 50/-	↑ 50/-

	NUWARA ELIYA	UDA PUSSELLAWA	UVA
BOP	↓ 50/-	↑ 30/-	Firm
BOPF	↑ 100/-	↑ 40/-	↑ 50/-

	HIGH	MEDIUM	LOW
BP1	↑ 50/-	↑ 50/-	Firm
PF1	Firm	Irregular	Firm

HIGH & MEDIUM				
	SELECT BEST	BEST	BELOW BEST	OTHERS
BOP1	↑ 50/-	Firm	Firm	Firm
OP1	↑ 50/-	Firm	Firm	Firm
FBOP	↓ 50/-	↓ 50/-	Firm	Firm
FBOPF1	↓ 50/-	↓ 50/-	↓ 100/-	↓ 50/-
PEK	↓ 50/-	Firm	Firm	Firm
PEK1	↓ 50/-	↓ 50/-	Firm	Firm
OP/OPA	↓ 50/-	↓ 50/-	Firm	↑ 20/-

LEAFY / SEMI LEAFY				
	SELECT BEST	BEST	BELOW BEST	OTHERS
OP1	↑ 50/-	↑ 50/-	↑ 50/-	↑ 50/-
BOP1	↓ 50/-	↓ 50/-	↓ 50/-	↓ 50/-
OP/OPA	Firm			
PEK	↓ 30/-			
PEK1	↓ 30/-			

SMALL LEAF / TIPPY				
FBOP	Firm	↓ 20/-	↓ 40/-	↓ 20/-
FBOP1	↓ 20/-	↓ 10/-	↓ 20/-	↓ 30/-
FBOPF1	↓ 50/-	↓ 40/-	↓ 10/-	↓ 10/-

PREMIUM FLOWERY		
	FBOPFEXSP	FBOPFSP
Select Best	Firm	↓ 200-400/-
Best	Firm	↓ 100/-
Below Best	↓ 40-60/-	↓ 50-100/-
Others	↓ 50/-	↓ 100/-



Crude Oil

As at 06th September 2023 – USD 89.52

Sri Lanka Tea Sale Averages for the Month of August 2023 recorded Rs.1,110.54 (USD 3.45) vis-à-vis Rs.1,508.21 (USD 4.18) (-Rs.397.67 in 2022. High Grows for the month of August was Rs.944.14 as against Rs.1,388.26 (-Rs.444.12) in 2022. Medium Grows recorded Rs.953.99 vis-à-vis Rs1,236.14 (-Rs.282.15) in 2022. Low Grows achieved Rs.1,211.48 vis-à-vis Rs.1,616.24 (-Rs.404.76) in 2022.

Cumulative figure for January / August stood at Rs.1,182.03 vis-à-vis Rs.1,137.03 in 2022. High Grows recorded Rs.1,090.60 as against Rs.982.76 in 2022. Medium Grown was Rs.1,018.93 vis-à-vis Rs.946.47 in 2022. Low Grows recorded Rs.1,261.43 vis-à-vis Rs.1,248.08 in 2022. All three elevations recorded an increase during the period of January – August 2023 when compared to the corresponding period of 2022 in the Rupee value. High Grown experienced a rise in the Dollar value, whereas Medium and Low Grows witnessed a marginal decline.

The total CTC average for the month of August 2023 was Rs.892.28. CTC High Grows recorded Rs.860.96; CTC Medium Grows were at Rs.806.82 whilst Low Grows recorded Rs.965.81.

(Please refer page No.15 for more details)

CURRENCY BOARD – AS AT 06TH SEPTEMBER 2023

	United States Dollars (USD)		European Community Euro (EUR)		United Kingdom pounds (GBP)	
	Corresponding		Corresponding		Corresponding	
	2023	2022	2023	2022	2023	2022
Sri Lankan Rupee	315.93	358.06	337.32	353.96	395.75	412.22

(Courtesy - Central Bank of Sri Lanka)

Indian Rupee	82.99	79.72	89.19	79.09	104.38	91.67
Kenyan Shilling	144.39	119.47	155.18	118.52	181.61	137.37
Bangladesh Taka	108.70	93.39	116.83	92.65	136.73	107.39
Indonesian Rupiah	15,271.20	14,892.30	16,412.40	14,774.40	19,208.30	17,123.90
Malawi Kwacha	1,063.20	1,014.71	1,142.65	1,006.67	1,337.30	1,166.76
Vietnam Dong	24,066.60	23,504.80	25,864.90	23,318.60	30,271.20	27,026.90

(Courtesy - Oanda Corporation)

SRI LANKA RUPEE AGAINST US DOLLAR

TIME PERIOD 31/08/2023 TO 06/09/2023 (SPOT / BUYING RATE)

31/08/2023	315.34	04/09/2023	313.94	06/09/2023	315.93
01/09/2023	314.20	05/09/2023	314.87		

(Courtesy - Central bank of Sri Lanka)

QUANTITY SOLD DURING THE PERIOD 28TH AUGUST – 02ND SEPTEMBER 2023

	2023		2022	
	WEEKLY	TODATE	WEEKLY	TODATE
PRIVATE SALES	77,672.00	3,394,062.36	48,334.00	2,858,922.33
PUBLIC AUCTION	4,382,210.00	168,042,441.50	3,490,129.00	168,776,891.00
FORWARD CONTRACTS	25,000.00	1,902,008.00	35,000.00	1,243,240.00
DIRECT SALES	-	-	-	-
TOTAL	4,484,882.00	173,338,511.86	3,573,463.00	172,879,053.33
BMF EXCLUDED FROM PRIVATE SALE	60,454.00	1,827,088.00	145,769.00	4,751,358.00

TEA
TECH
TIPS



In CTC manufacture, using a Myddelton sifter with large mesh (No.3 or No. 2) to remove coarse stalk, will produce teas with minimal embedded fibres and improved appearance.

CROP AND WEATHER (FOR THE PERIOD 22ND AUGUST - 04TH SEPTEMBER 2023)





























The Western and Nuwara Eliya planting districts experienced rain throughout the week. The Department of Meteorology forecasts heavy showers in both regions.

The Uva/Udapussellawa's reported showers.

The Low grown experienced rain. Heavy showers are to be expected in the Ruhuna and Sabaragamuwa districts.

All districts reported a decline in their crop intakes.

WEATHER FORECAST (FOR THE PERIOD 07TH TO 13TH SEPTEMBER 2023)

	Thu (07/09)	Fri (08/09)	Sat (09/09)	Sun (10/09)	Mon (11/09)	Tue (12/09)	Wed (13/09)
Galle	31°/22°C 	32°/24°C 	32°/23°C 	31°/26°C 	31°/28°C 	31°/26°C 	31°/26°C 
Matara	32°/22°C 	32°/22°C 	32°/23°C 	29°/25°C 	29°/24°C 	32°/23°C 	31°/27°C 
Ratnapura	32°/24°C 	33°/19°C 	31°/25°C 	29°/24°C 	30°/24°C 	34°/19°C 	34°/19°C 
Hatton/ Talawakelle	30°/14°C 	24°/18°C 	24°/18°C 	24°/18°C 	24°/18°C 	27°/15°C 	26°/18°C 

ORDER OF SALE THIS WEEK

EX EST	H/M-OFF GR & DUST	LEAFY/ SEMI LEAFY/ TIPPY/PREM & BOP1A
EB	Bartleet Produce Marketing (Pvt) Ltd	Lanka Commodity Brokers
FW	Forbes & Walker Tea Brokers (Pvt) Ltd	John Keells PLC
JK	Mercantile Produce Brokers (Pvt) Ltd	Bartleet Produce Marketing (Pvt) Ltd
CTB	Asia Siyaka Commodities PLC	Ceylon Tea Brokers PLC
LC	John Keells PLC	Forbes & Walker Tea Brokers (Pvt) Ltd
AS	Eastern Brokers Ltd	Eastern Brokers Ltd
BC	Ceylon Tea Brokers PLC	Mercantile Produce Brokers (Pvt) Ltd
MC	Lanka Commodity Brokers	Asia Siyaka Commodities PLC

CATALOGUE	LOTS	QTY (KGS)
EX-ESTATE	621	681,477
HIGH AND MEDIUM	1,242	549,532
LOW GROWN (LEAFY)	1,696	657,954
LOW GROWN (SEMI LEAFY)	1,440	650,232
LOW GROWN (TIPPY)	1,792	890,894
OFF GRADES + BOP1A	2,246	1,174,213
DUSTS	493	473,340
PREMIUM FLOWERY	308	51,059
TOTAL	9,838	5,128,701

HIGH GROWN TEAS

BOP Best Western's gained by Rs.50/- per kg and more for select invoices. Below best were irregular. Plainer sorts were firm to marginally dearer. Nuwara Eliya's few select invoices gained in value, others were irregularly easier. Uda Pussellawa's were firm to Rs.30/- per kg dearer. Uva's sold around last week levels.

BOPF Best Western's gained by Rs.50-100/- per kg. Below best were firm to Rs.50/- per kg dearer. Plainer types moved up by Rs.50/- per kg on last. Nuwara Eliya's appreciated substantially. Uda Pussellawa's were dearer by Rs.40/- per kg. Uva's appreciated up to Rs.50/- per kg.

MEDIUM GROWN TEAS

BOP1/OP1 Select best were dearer by Rs.50/- per kg whilst all others held firm.

OP/OPA Select best and best eased by Rs.50/- per kg. Below best held firm whilst others gained by Rs. 20/- per kg.

PEKOE/PEKOE1 **PEK** – Select best were lower Rs. 50/- per kg whilst all others maintained.
PEK1 – Select best and best were easier by Rs. 50/- per kg whilst all others held firm.

FBOP/FBOPF1 **FBOP** - Select best and best dropped by Rs. 50/- per kg whilst all others remained unchanged.
FBOPF1 - Select best and best lower by Rs. 50/- per kg. Below best were easier by Rs.100/- per kg whilst others shed by Rs. 50/- per kg.

CTC

HIGH GROWN **BP1** – Appreciated by Rs.50/- per kg.
PF1 – Remained unchanged.

MEDIUM GROWN **BP1** – Gained by Rs.50/- per kg.
PF1 – Irregular.

LOW GROWN **BP1** – Firm.
PF1 – Maintained.

QUOTATIONS-HIGH GROWNS	BOP		BOPF	
BEST WESTERNS	1,280	1,400	1,340	1,500
BELOW BEST WESTERNS	1,100	1,260	1,100	1,320
PLAINER WESTERNS	750	1,080	920	1,080
NUWARA ELIYAS	1,000	1,200	1,000	1,280
UDAPUSSELLAWAS	740	960	840	1,220
BEST UVAS	900	1,500	1,120	2,050
OTHER UVAS	760	860	1,020	1,080
GOOD MEDIUMS	1,060	1,700	N/A	
POOR MEDIUMS	750	1,040	770	870
QUOTATIONS – UNORTHODOX	BP1		PF1	
(CTC) CTC (High & Medium)	700	1,160	790	1,160
CTC (Low)	1,320	2,000	1,000	1,140

LOW GROWN

BOP1	In general, maintained.
OP1	Select best were firm to dearer whilst the others remained unchanged.
OP	Select best were firm. Best and below best were firm to lower. Poorer sorts were dearer.
OPA	Select best were firm to dearer. Best and below best held firm. Poorer sorts gained.
PEKOE/PEKOE1	Select best together with full range of bold PEK's were firm. Select best PEK1's were firm to lower. Best and below best together with the poorer sorts were firm.
FBOP/FBOP1	Select best and best were firm, whilst all others were easier.
BOP	All-round lower.
BOPF	All-round firm market.
FBOPF/FBOPF1	Select best and best FBOPF's were firm whilst others were dearer. Select best and best FBOPF1's were lower, others were firm.

QUOTATIONS	SELECT BEST	BEST	BELOW BEST	OTHER
BOP1	1,950-3,300	1,750-1900	1,200-1,650	960-1,050
OP1	2,850-3,700	1,850-2,750	1,350-1,750	900-1,100
OP	1,420-1,800	1,320-1,420	1,100-1,250	900-1,050
OPA	1,250-2,100	1,160-1,280	1,000-1,160	800-1,000
PEKOE	1,850-2,200	1,600-1,750	1,250-1,550	1,000-1,150
PEKOE1	1,850-2,350	1,550-1,750	1,250-1,500	1,000-1,150
FBOP1	1,300-1,950	920-1,200	700-860	Below 650
FBOP	1,700-2,450	1,200-1,650	900-1,100	Below 850
BOP	1,400-2,400	1,200-1,350	900-1,100	Below 880
BOPF	940-1,650	850-920	750-820	Below 720
FBOPF1	1,450-1,750	1,200-1,400	900-1,100	Below 820
FBOPF	1,200-1,850	780-980	680-750	Below 600
FFSP/FFEXSP/FFEXSP1	2,650-3,100	1,700- 2,450	1,100-1,500	Below 1,050

OFF GRADES

FGS/FGS1 High grown varieties were dearer by Rs. 60-80/- per kg. Medium and Low Grown were lower by Rs.10-20/- per kg. CTC's maintained in general.

BM/BP **BM** – Best varieties declined by Rs.20-30/- per kg. Below best and bottom shed by Rs.10-20/- per kg.
BP – In general gained by Rs. 20-40/- per kg.

BOP1A Best varieties declined by Rs.40-50/- per kg. Below Best remained unchanged. Teas at the lower end were firm to easier by Rs.20-30/- per kg.

	HIGH		MEDIUM		LOW	
FNGS	660	1,240	680	840	530	890
P.FGS (CTC)	760	940	720	770	630	1,700
BP	700	940	670	1,040	650	1,280
BM	650	810	650	920	680	1,400
BOP1A	750	900	740	1,040	740	1,420

DUST

DUST1 Best and below best were firm. CTC's were irregular. Best low grown appreciated by Rs.40-60/- per kg whilst below best low grown held firm.

DUST Cleaner Secondaries lost by Rs. 50-60/- per kg. Low grown gained by Rs.40-70/- per kg.

	HIGH		MEDIUM		LOW	
PRIMARY DUSTS	1,120	1,800	850	1,160	940	1,500
SECONDARY DUSTS	800	1,100	670	800	680	870
PDUST (CTC)	920	1,220	840	1,180	1,080	1,360

TOP PRICES - SALE NO. 35 OF 05TH / 06TH SEPTEMBER 2023

WESTERN MEDIUM			
Nayapane	BOP	1,700.00	
Windsorforest	BOPSp	1,480.00	
Doombagastalawa	BOPSp	1,480.00	
Ancoombra	BOPF/BOPFSp	1,120.00	
Dartry Valley	BOP1	2,450.00	
Craighead	FBOP/FBOP1	1,900.00	
Harangalla	FBOP/FBOP1	1,900.00	
Dartry Valley	FBOP/FBOP1	1,900.00	
Dartry Valley	FBOPF/FBOPF1	1,700.00	
Hatale	OP/OPA	1,600.00	
New Rothschild	OP1	1,550.00	@
Harangalla	PEK/PEK1	1,900.00	
New Rothschild	PEK/PEK1	1,850.00	@
WESTERN HIGH			
Somerset	BOP	1,400.00	
Queensberry	BOPSp	1,380.00	
Mattakelle	BOPF/BOPFSp	1,500.00	
Wattegodde	BOPF/BOPFSp	1,500.00	
St Andrews	BOP1	1,850.00	
Queensberry	FBOP/FBOP1	1,550.00	
St Andrews	FBOPF/FBOPF1	1,480.00	
St Andrews	OP/OPA	1,320.00	
Venture	OP1	1,480.00	
Bogahawatte	PEK	1,650.00	@
Torrington	PEK	1,650.00	
Queensberry	PEK1	1,700.00	
NUWARA ELIYA			
Mahagastotte	BOP	1,200.00	
Lovers Leap	BOP	1,200.00	
Mahagastotte	BOPF/BOPFSp	1,280.00	
Court Lodge	FBOP/FBOP1	1,400.00	
Kenmare	OP/OPA	860.00	
Lovers Leap	PEK/PEK1	1,420.00	
UDA PUSSELLAWAS			
Kirklees	BOP	960.00	
Blairlomond	BOPSp	800.00	
Luckyland	BOPF/BOPFSp	1,220.00	
Alma	FBOP/FBOP1	1,480.00	@
Alma	FBOPF/FBOPF1	1,440.00	@
Alma	OP	1,200.00	@
Gampaha	OPA	1,260.00	
Gampaha	OP1	1,020.00	
Alma	PEK/PEK1	1,850.00	@

UVA MEDIUM			
Halpewatte Uva	BOP	1,550.00	
Demodera 'S'	BOPSp	1,280.00	
St.James	BOPF/BOPFSp	2,000.00	
Misty-Uva	BOP1	1,480.00	
Halpewatta Uva	FBOP/FBOP1	1,850.00	
Dickwella	FBOPF/FBOPF1	1,650.00	
Blossoms Uva Tea	OP/OPA	1,280.00	
Halpewatte Uva	OP1	1,500.00	
Aruna Passara	PEK/PEK1	1,900.00	
UVA HIGH			
Uva Highlands	BOP	1,020.00	
Needwood Black	BOPSp	870.00	
Nayabedde	BOPF/BOPFSp	1,220.00	
Craig	BOP1	1,420.00	
Gonamotawa	FBOP/FBOP1	1,600.00	
Glenanore	FBOPF/FBOPF1	1,420.00	
Gonamotawa	FBOPF/FBOPF1	1,420.00	
Mount Uva	FBOPF/FBOPF1	1,400.00	@
Craig	FBOPF/FBOPF1	1,400.00	
Uva Highlands	FBOPF/FBOPF1	1,400.00	
Glenanore	FBOPF/FBOPF1	1,400.00	
Oodoowerre	FBOPF/FBOPF1	1,400.00	
Gonamotawa	OP/OPA	1,240.00	
Ampittiakande	OP1	1,060.00	
Glenanore	PEK/PEK1	1,800.00	
UNORTHODOX HIGH			
Dunsinane CTC	PF1	1,160.00	
Dunsinane CTC	BP1	1,160.00	
Dunsinane CTC	BPS	980.00	
UNORTHODOX MEDIUM			
New Peacock CTC	PF1	1,060.00	
Donside CTC	BP1	920.00	
Aultmore CTC	BP1	870.00	@
Donside CTC	BPS	890.00	
UNORTHODOX LOW			
Hingalgoda CTC	PF1	2,000.00	
Kalubowitiyana CTC	PF1	1,900.00	@
Suduwelipothahena CTC	BP1	1,140.00	

TOP PRICES - SALE NO. 35 OF 05TH / 06TH SEPTEMBER 2023

LOW GROWN				CONT...			
New Vithanakande	BOP1	3,300.00		Adams View	FBOPF1	1,650.00	
Pothotuwa	BOP1	3,300.00		New Mount Carmel	FBOPF1	1,650.00	
Lumbini	BOP1	2,700.00		Rathna	FBOPF1	1,650.00	
Mulatiyana Hills	BOP1	2,400.00	@	Sunrise	FBOPF1	1,650.00	
Ceciliyan	BOP1	2,400.00		Gunawardana	FBOPF1	1,650.00	
Sithaka	OP1	3,700.00		Dampahala	FBOPF1	1,650.00	
New Vithanakande	OP1	3,700.00					
Lumbini	OP1	3,700.00		DUSTS			
Wattahena	OP	1,800.00		Mattakelle	DUST1	1,800.00	
Golden Garden	OP	1,750.00	@	Kalubowitiyana CTC	PD	1,360.00	
Temple Valley Super	OP	1,750.00					
Lumbini	OPA	2,100.00		PREMIUM FLOWERY			
Lumbini	PEK	2,200.00		Millawitiya Super	FBOPFSp	2,700.00	
A C U Super	PEK1	2,350.00	@	Pambegama	FBOPFSp	2,650.00	@
Suduwelipothahena Super	PEK1	2,250.00	@	Lions	FBOPFExSp	3,000.00	@
Liyonta	PEK1	2,250.00		Lickra	FBOPFExSp	3,000.00	@
Golden Garden	BOP	2,400.00	@	Nil Kandura	FBOPFExSp	3,000.00	
Parakaduwa	BOP	2,250.00	@	Danawala	FBOPFExSp1	3,100.00	
Rajjuruwatta Super	BOP	2,250.00	@				
KDU Super	BOPSp	1,950.00		OFF GRADES			
Sithaka	BOPF	1,650.00		Mattakelle	FGS/FGS1	1,240.00	
Talgaswella	BOPFSp	1,550.00		Hingalgoda CTC	PF	1,700.00	
Parakaduwa	BOPFSp	1,500.00	@	Kurunduwatta	BM	1,400.00	
Golden Garden	BOPFSp	1,500.00		Talangaha	BM	1,320.00	@
Stream Line	BOPFSp	1,500.00		Hidellana	BP	1,280.00	
Hidellana	FBOP	2,450.00		Rajjuruwatta Super	BP	1,240.00	@
Kolonna Super	FBOP1	1,950.00		Bogoda	BP	1,240.00	
Wattahena	FBOP1	1,950.00		Goorookoya Super	BOP1A	1,420.00	
Sithaka	FBOPF	1,850.00					
Hidellana	FBOPF	1,850.00					
Himara	FBOPF	1,750.00	@				
Sihara	FBOPF	1,650.00	@				
New Laksakanda	FBOPF	1,650.00					
Makandura	FBOPF1	1,750.00					
Ransegoda	FBOPF1	1,700.00					
Pothotuwa	FBOPF1	1,700.00					
Nelun Dalla	FBOPF1	1,650.00	@				
Nawagamuwehena	FBOPF1	1,650.00					
Fairyland	FBOPF1	1,650.00					
Pasgoda Smallholders	FBOPF1	1,650.00					
New Batuwangala	FBOPF1	1,650.00					
New Vithanakande	FBOPF1	1,650.00					
Lumbini	FBOPF1	1,650.00					
Sisiramba Super	FBOPF1	1,650.00					
Ceyenta	FBOPF1	1,650.00					
Kiruwanganga	FBOPF1	1,650.00					

FUTURE SALES INFORMATION
SALE NO 36 OF 12TH / 13TH SEPTEMBER 2023

EX-ESTATE	H/M-OFF GR & DUST	LEAFY/ SEMI LEAFY/ TIPPY/PREM & BOP1A
JK	Forbes & Walker Tea Brokers (Pvt) Ltd	John Keells PLC
LC	Mercantile Produce Brokers (Pvt) Ltd	Bartleet Produce Marketing (Pvt) Ltd
MC	Asia Siyaka Commodities PLC	Ceylon Tea Brokers PLC
EB	John Keells PLC	Forbes & Walker Tea Brokers (Pvt) Ltd
CTB	Eastern Brokers Ltd	Eastern Brokers Ltd
FW	Ceylon Tea Brokers PLC	Mercantile Produce Brokers (Pvt) Ltd
BC	Lanka Commodity Brokers	Asia Siyaka Commodities PLC
AS	Bartleet Produce Marketing (Pvt) Ltd	Lanka Commodity Brokers

Buyers Prompt: 19.09.2023

Sellers Prompt: 20.09.2023

AWAITING SALE - CATALOGUE DETAILS

	SALE OF 12TH / 13TH SEP 2023		SALE OF 19TH / 20TH SEP 2023	
	LOTS	QTY(KGS)	LOTS	QTY(KGS)
EX-ESTATE	709	729,708	750	765,107
HIGH AND MEDIUM	1,336	593,124	1,362	605,403
LOW GROWN (LEAFY)	1,612	608,779	1,574	583,154
LOW GROWN (SEMI LEAFY)	1,396	613,405	1,419	616,991
LOW GROWN (TIPPY)	1,769	880,427	1,818	881,016
OFF GRADES+BOP1A	2,153	1,096,982	2,251	1,186,286
DUSTS	500	477,364	526	495,571
PREMIUM FLOWERY	357	60,340	329	49,043
TOTAL	9,832	5,060,129	10,029	5,182,571
MAIN SALE & EX ESTATE CLOSED ON	24TH AUGUST 2023		01ST SEPTEMBER 2023	

SALE NO. 38 – 25TH/ 26TH SEPTEMBER 2023

Ex-Estate catalogue and Main Sale catalogues are scheduled to be closed on the 07th September 2023.

SALE NO. 39 – 03RD/ 04TH OCTOBER 2023

Ex-Estate catalogue and Main Sale catalogues are scheduled to be closed on the 14th September 2023.

SALE NO. 40 – 10TH/ 11TH OCTOBER 2023

Ex-Estate catalogue and Main Sale catalogues are scheduled to be closed on the 21st September 2023.

ELEVATION WISE – STATISTICS – COLOMBO AUCTION AVERAGES

Elevation	LAST WEEK	WEEK BEFORE LAST	LAST YEAR	YEAR BEFORE
	(RS)	(RS)	(RS)	(RS)
	Sale- 28.08.2023	Sale- 22.08.2023	Corres 2022	Corres 2021
Uva High	931.96	956.53	1293.70	568.35
Western High	1064.07	1036.31	1502.35	573.31
CTC High	922.87	907.73	1263.74	511.61
Total High Grown	1020.39	1006.34	1422.56	571.43
Uva Medium	1071.94	1048.33	1389.25	572.47
Western Medium	1009.31	964.46	1163.56	494.27
CTC Medium	881.40	894.34	1061.61	448.67
Total Medium Grown	1025.15	990.88	1234.05	518.08
Orthodox Low	1313.72	1297.53	1769.31	636.86
CTC Low	1055.62	1031.56	1257.25	501.92
Total Low Grown	1300.34	1282.28	1723.47	630.67
TOTAL	1205.19	1178.62	1585.36	598.20

Elevation	LAST WEEK	WEEK BEFORE LAST	LAST YEAR	YEAR BEFORE
	(\$)	(\$)	(\$)	(\$)
	Sale- 28.08.2023	Sale- 22.08.2023	Corres 2022	Corres 2021
Uva High	2.88	2.95	3.58	2.81
Western High	3.29	3.20	4.16	2.83
CTC High	2.85	2.80	3.50	2.52
Total High Grown	3.15	3.11	3.94	2.82
Uva Medium	3.31	3.24	3.85	2.83
Western Medium	3.12	2.98	3.22	2.44
CTC Medium	2.72	2.76	2.94	2.21
Total Medium Grown	3.17	3.06	3.42	2.56
Orthodox Low	4.06	4.01	4.90	3.14
CTC Low	3.26	3.18	3.48	2.48
Total Low Grown	4.02	3.96	4.77	3.11
Weekly Total (USD)	3.72	3.64	4.39	2.95
Exchange Rate (LKR)	323.87	323.94	361.17	202.62

Elevation	TODATE	TODATE	TODATE	TODATE	TODATE	TODATE
	2021	2022	2023	2021	2022	2023
	(RS)	(RS)	(RS)	(\$)	(\$)	(\$)
Uva High	553.16	1009.79	989.71	2.81	3.33	3.00
Western High	599.33	999.85	1135.77	3.04	3.30	3.44
CTC High	528.33	862.86	995.33	2.68	2.85	3.02
Total High Grown	585.35	1003.16	1089.12	2.97	3.31	3.30
Uva Medium	571.58	1073.12	1030.69	2.90	3.54	3.13
Western Medium	542.89	897.75	994.35	2.76	2.96	3.02
CTC Medium	504.08	751.86	927.84	2.56	2.48	2.81
Total Medium Grown	551.52	953.04	1006.07	2.80	3.14	3.05
Orthodox Low	657.57	1283.65	1289.48	3.34	4.23	3.91
CTC Low	507.95	902.87	963.14	2.58	2.98	2.92
Total Low Grown	649.15	1257.70	1271.58	3.30	4.15	3.86
TOTAL	618.74	1152.73	1188.39	3.14	3.80	3.60

Cumulative Sale Averages – 1 USD= Rs. (Monthly Weighted Average)

196.83

196.83

(Source: MSL/ CBSL)

WORLD TEA PRODUCTION (IN MILLION KILOS)

Country	Month	Month		To-date		Diff (+/-)
		2022	2023	2022	2023	2022 vs 2023
Sri Lanka	Jul	19.9	21.4	153.2	155.8	2.6
Bangladesh	Jul	11.27	13.65	38.33	40.1	1.77
Kenya	Jun	43.45	48.12	271.3	273.64	2.34
Malawi	Jun	1.91	1.64	32.4	30.5	-1.9
North India	Jun	119.3	109.7	347.1	344	-3.1
South India	Jun	23.9	28.2	119.6	113.7	-5.9

(Source: Africa Tea Brokers/National Brokers Ltd)

MOMBASA AUCTION OF 04TH, 05TH & 06TH SEPTEMBER 2023

There was good general demand for the 213,150 packages (14,281,149.00 kilos) on offer with 43.01% neglected.

Kazakhstan and other CIS states lent strong support with more enquiry from Afghanistan. There was maintained interest from Pakistan Packers, Bazaar, UK, Yemen and other Middle Eastern countries while Egyptian Packers were active but at lower levels. Russia were less active with Local Packers lending more support. Sudan and Iran were quiet while Somalia maintained activity at the lower end of the market.

BP1: Best – Were a strong feature at firm to USC43 dearer and select invoices appreciated by USC60 and USC120. Brighter – Varied between steady to USC48 dearer to easier by up to USC18 and select invoices shed up to USC59. Mediums – KTDA mediums were absorbed at reserve prices while plantation mediums ranged between USC16 dearer to easier by up to USC23 and some teas remained unsold. Lower Medium – Irregular varying between steady to USC36 dearer to USC30 below previous levels. Plainer – Firm to USC26 above last rates to easier by up USC16.

PF1: Best – Varied between firm to USC47 dearer to easier by up to USC23. Brighter – Some teas gained by up to USC24 but a number of lines lost up to USC11. Mediums – KTDA mediums were irregular ranging between steady to USC17 dearer for a few lines to mostly easier by up to USC18. Plantation mediums were firm to USC16 below last prices. Lower Medium – Were irregular varying between steady to USC27 dearer to easier by up to USC28. Plainer – Ranged between USC10 dearer to USC11 below last levels.

PDUST: Best were irregularly dearer by up to USC32, but some teas shed up to USC13. Brighter – Met irregular interest varying between steady to USC6 dearer to mostly easier by up to USC20. Mediums – KTDA mediums were firm at previous levels with plantation mediums shedding up to USC13 but select lines gained up to USC17. Lower Medium – Varied between steady to USC13 dearer to easier by up to USC22. Plainer – Lost up to USC11 but a few invoices advanced by up to USC6.

DUST1: Best – Were steady to USC19 above previous prices with a few lines easier by up to USC20. Brighter – Ranged between mostly steady to USC14 dearer to easier by up to USC12. Mediums – KTDA mediums were firm to USC7 dearer to easier by up to USC16 with plantation mediums steady to easier by up to USC9. Lower Medium – Irregular varying between firm to USC10 dearer to easier by up to USC12. Plainer – Ranged between steady to USC4 dearer to USC16 below previous prices.

SECONDARY GRADES (S1): In the Secondary Catalogues, best BPs gained with others steady while PFs appreciated. Clean well sorted coloury Fannings were discounted while similar DUSTs were firm. Other Fannings held value with DUSTs steady. BMFs were well absorbed.

(Courtesy - Africa Tea Brokers Limited)

BANGLADESH AUCTION OF 04TH SEPTEMBER 2023

CTC LEAF: 55,409 packages of teas on offer met with less demand at lower rates.

BROKENS: All Brokens grades met with less demand and prices declined by a fair margin often by Tk.5/- and more with heavy withdrawals. Plain teas met with a similar trend whereby prices eased further for these varieties. BLF teas met with some support at easier rates with more withdrawals.

FANNINGS: Best Fannings met with a fair demand but eased by Tk.3/- to Tk.5/- with some withdrawals. Mediums met with less demand and witnessed a further drop in price and there were heavy withdrawals. Plain varieties met limited demand at lower rates with heavy withdrawals. BLF teas met with some support at easier rates with more withdrawals.

CTC DUST: 11,784 packages of teas on offer met with fair demand. Good liquoring Dusts were a fairly good market and were generally firm to a little easier. Others were a fair market but declined in price particularly the plainer Dusts. BLF Dusts met with a limited demand again saw heavy withdrawals. Blenders lent good support with fair interest from the Loose tea buyers.

COMMENTS: Large weight of teas were on offer where quality also showed a decline. This met with less interest. Blenders were also less active and operated at lower levels whilst there was some interest from the Loose tea buyers. As a consequence, withdrawals are very heavy surpassing previous record for the season. Dusts were an easier market.

(Courtesy - National Brokers Limited)

KOLKATA AUCTION OF 05TH/06TH AND 07TH SEPTEMBER 2023

Good demand. Best and good Assams are barely steady to irregularly easier. Remainder irregular and easier. Select weight of good Dooars seen so far are around last. W I - Operating . HUL - Operating . TCPL - Operating. Exporters - Some enquiry . Based on ATB, CB's Catalogue.

(Courtesy - Associated Brokers (Pvt) Ltd, Kolkata)

GUWAHATI AUCTION of 05TH SEPTEMBER 2023

Fair demand at around last levels. Good and best Assams yet to sell. (ETB - 65%, TBG running at 51%). HUL / TCPL / Western India / Internal operating.

(Courtesy - Associated Brokers (Pvt) Ltd, Guwahti)

MALAWI /JAKARTA AUCTION

The above market report details were not available at the time of printing this publication.

Sri Lanka Tea Sale Averages - Sub Elevation Wise – Month of August 2023

(Excluding Black tea sales from refuse tea processing centres, Organic tea sales and Green tea sales)

Combined Averages (Orthodox & CTC)

ELEVATION	AUGUST 2023	JANUARY TO AUGUST - 2023
UVA HIGH	921.92	1,001.99
WESTERN HIGH	971.67	1,145.18
TOTAL HIGH GROWN	952.41	1,097.92
UVA MEDIUM	1,002.42	1,026.09
WESTERN MEDIUM	919.63	996.31
TOTAL MEDIUM GROWN	946.11	1,005.98
LOW GROWN	1,216.87	1,264.87
TOTAL	1,117.61	1,185.72

CTC Averages

ELEVATION	AUGUST 2023	JANUARY TO AUGUST - 2023
CTC HIGH	860.96	1,020.63
CTC MEDIUM	806.82	923.03
CTC LOW	965.81	961.46
CTC TOTAL	892.28	959.25

Orthodox Averages

ELEVATION	AUGUST 2023	JANUARY TO AUGUST - 2023
UVA HIGH	920.93	996.28
WESTERN HIGH	990.70	1,162.34
TOTAL HIGH GROWN	961.64	1,104.70
UVA MEDIUM	1,002.42	1,026.09
WESTERN MEDIUM	967.24	1,026.80
TOTAL MEDIUM GROWN	981.34	1,026.51
LOW GROWN	1,236.73	1,291.90
TOTAL	1,142.07	1,211.12

Sri Lanka Tea Sale Averages - Elevation Wise – Month of August 2023

(Including Black tea sales from refuse tea processing centres, Organic tea sales and Green tea sales)

ELEVATION	AUGUST				JANUARY TO AUGUST			
	2023		2022		2023		2022	
	LKR	USD	LKR	USD	LKR	USD	LKR	USD
HIGH GROWN	944.14	2.94	1,388.26	3.85	1,090.60	3.32	982.76	3.25
MEDIUM GROWN	953.99	2.97	1,236.14	3.42	1,018.93	3.10	946.47	3.13
LOW GROWN	1,211.48	3.77	1,616.24	4.48	1,261.43	3.84	1,248.08	4.13
TOTAL	1,110.54	3.45	1,508.21	4.18	1,182.03	3.60	1,137.03	3.76

(Source: SLTB / CBSL)

SRI TEA SALE ARRANGEMENTS FOR THE FOURTH QUARTER OF 2023 OCTOBER / NOVEMBER / DECEMBER

Sale No	Date of Sale	Catalogue Closing Dates Main Sale & Ex-estate	Prompt Dates		10% Payment	E-Platform Levy Prompt Dates	
			Buyers	Sellers		Buyers	Sellers
OCTOBER - 2023							
39	Tue/Wed 03rd /04th	14/09/2023 at 4.30 p.m	10-Oct-23	11-Oct-23	6-Oct-23	10-Oct-23	12-Oct-23
40	Tue/Wed 10th /11th	21/09/2023 at 4.30 p.m	17-Oct-23	18-Oct-23	13-Oct-23	17-Oct-23	19-Oct-23
41	Tue/Wed 17th /18th	27/09/2023 at 4.30 p.m	24-Oct-23	25-Oct-23	20-Oct-23	24-Oct-23	26-Oct-23
42	Tue/Wed 24th /25th	05/10/2023 at 4.30 p.m	31-Oct-23	01-Nov-23	27-Oct-23	31-Oct-23	02-Nov-23
43	Tue/Wed 31st Oct / 01st Nov	12/10/2023 at 4.30 p.m	07-Nov-23	08-Nov-23	03-Nov-23	07-Nov-23	09-Nov-23
NOVEMBER - 2023							
44	Tue/Wed 07th /08th	19/10/2023 at 4.30 p.m	14-Nov-23	15-Nov-23	10-Nov-23	14-Nov-23	16-Nov-23
45	Tue/Wed 14th /15th	26/10/2023 at 4.30 p.m	21-Nov-23	22-Nov-23	17-Nov-23	21-Nov-23	23-Nov-23
46	Tue/Wed 21st /22nd	02/11/2023 at 4.30 p.m	28-Nov-23	29-Nov-23	24-Nov-23	28-Nov-23	30-Nov-23
47	Tue/Wed 28th /29th	09/11/2023 at 4.30 p.m	05-Dec-23	06-Dec-23	01-Dec-23	05-Dec-23	07-Dec-23
DECEMBER - 2023							
48	Tue/Wed 05th /06th	16/11/2023 at 4.30 p.m	12-Dec-23	13-Dec-23	08-Dec-23	12-Dec-23	14-Dec-23
49	Tue/Wed 12th /13th	23/11/2023 at 4.30 p.m	19-Dec-23	20-Dec-23	15-Dec-23	19-Dec-23	21-Dec-23
50	Mon/Tue 18th /19th	30/11/2023 at 4.30 p.m	27-Dec-23	28-Dec-23	22-Dec-23	27-Dec-23	29-Dec-23

HOLIDAYS FOR THE FOURTH QUARTER OF 2023

Saturday, 28th October 2023	-	Vap Full Moon Poya Day
Saturday, 12th November 2023	-	Deepavali Festival Day
Sunday, 26th November 2023	-	II Full Moon Poya Day
Monday, 25th December 2023	-	Christmas Day
Tuesday, 26th December 2023	-	Unduvap Full Moon Poya Day