



**Ceylon Tea
Brokers**

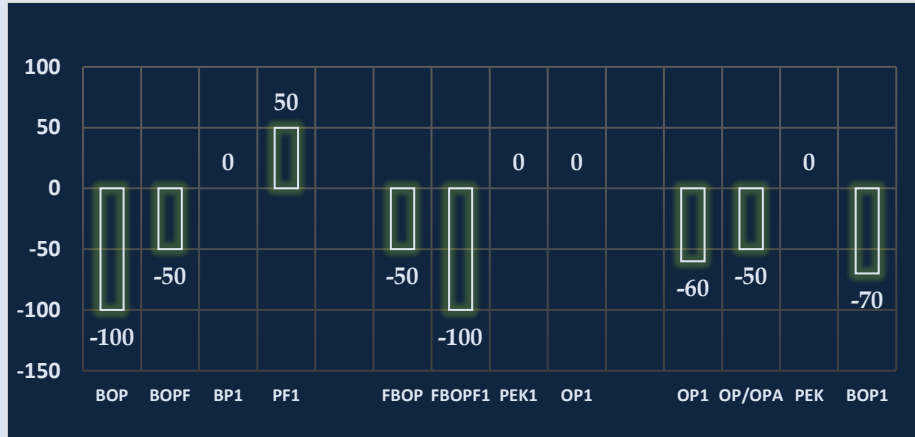


MARKET SNAPSHOT

SALE NO. 34 OF 28TH / 29TH AUGUST 2023

CEYLON TEA BROKERS PLC
Level 7, Millenium House, No.46/58, Nawam Mawatha, Colombo 2
Tel: 011-460777 Fax: 011-4607788
Email: general@ceylontebrokers.com
Web: www.ceylontebrokers.com

All-round met with lower demand.



EX-ESTATE MEDIUM LOW GROWN

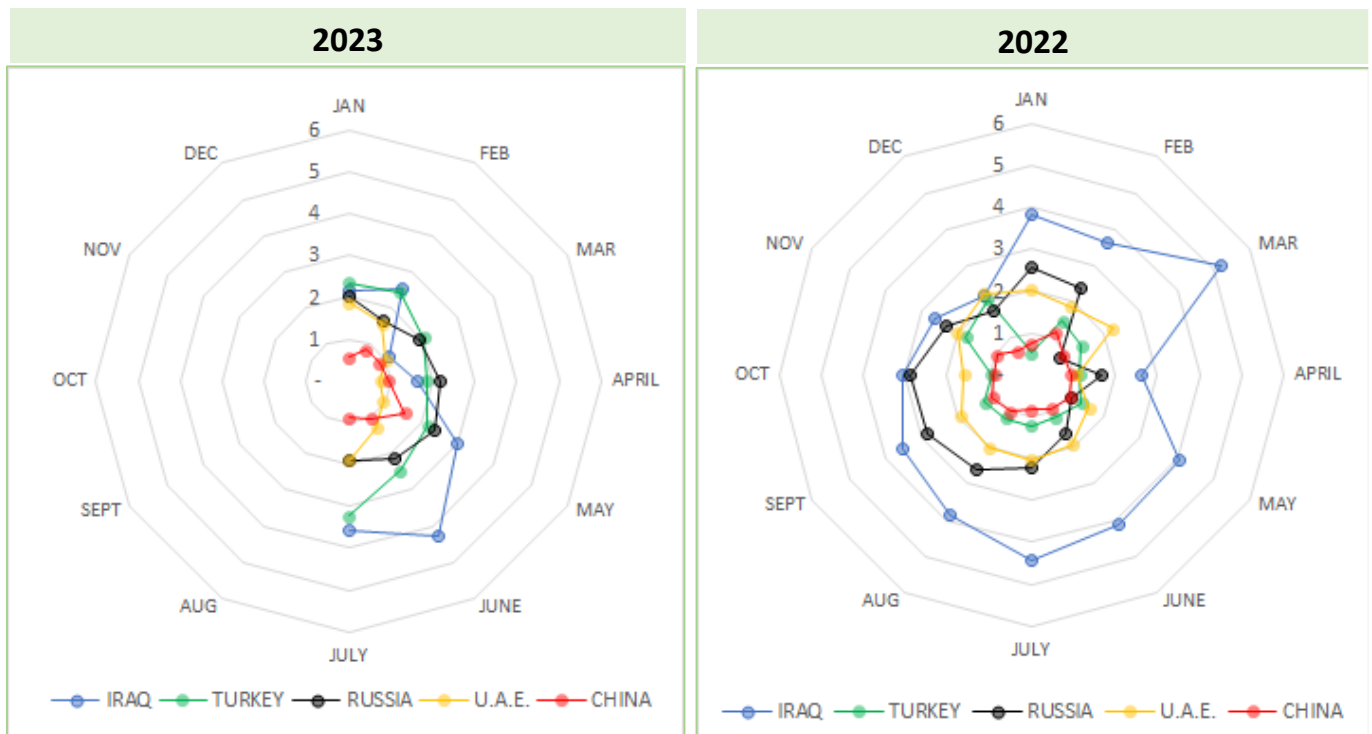
Currency - 29th August
LKR/USD 317.83

August (04th Sale)
Rs. 1,099.16
USD \$ 3.39

Elevation Average

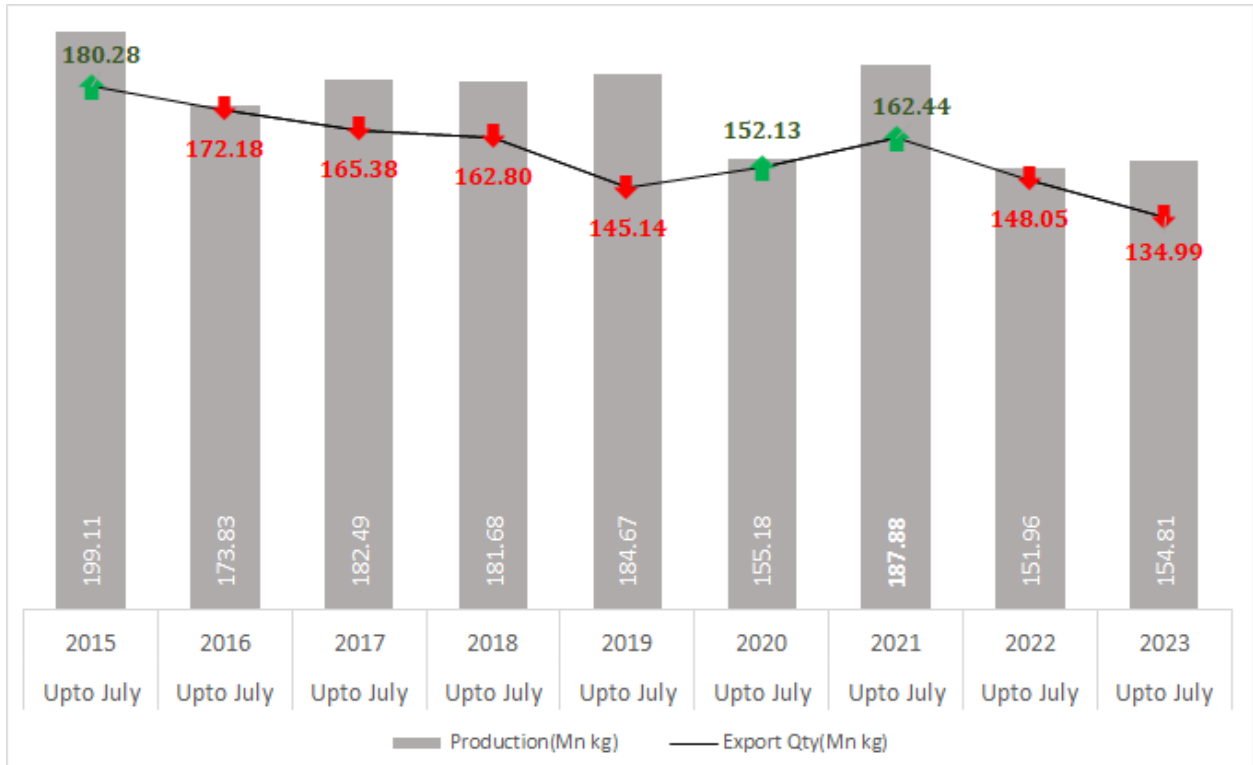
ELV	RS	USD
High	941.82	\$ 2.91
Medium	931.32	\$ 2.88
Low	1,197.29	\$ 3.70

**MONTHLY SRI LANKA TEA EXPORTS (IN MN KG)
IRAQ, TURKEY, RUSSIA, U.A.E, CHINA 2023 VS 2022**



Source: SL Customs - Statistical Division

YEARLY SRI LANKAN TEA PRODUCTION VS EXPORTS QUANTITY (IN MN KG) YTD JULY 2015-2023



Source: SLTB, SL Customs - Statistical Division/CBSL

MARKET MOVEMENT AT INTERNATIONAL AUCTION CENTERS THIS WEEK



India



Bangladesh



Kenya & Indonesia market report details were not available at the time of printing this publication.

COMMENTS

Sale	Ex-Estate		Low Grown (Leafy/Tippy)		Total	
	Qty	Demand	Qty	Demand	Qty	Demand
34	0.6 MKgs	Lower	2.2 Mkgs	Lower	5.0 Mkgs	Lower

WESTERN				
	SELECT BEST	BEST	BELOW BEST	PLAINER
BOP	Firm	↓ 50/-	↓ 50/-	↓ 100/-
BOPF	↑ 50/-	Firm	↓ 50/-	↓ 80/-

	NUWARA ELIYA	UDA PUSSELLAWA	UVA
BOP	Unsold	↓ 100/-	↓ 100/-
BOPF	Firm	↓ 70/-	↓ 30/-

	HIGH	MEDIUM	LOW
BP1	Firm	Firm	Irregular
PF1	Firm	↑ 50/-	↑ 100/-

HIGH & MEDIUM				
	SELECT BEST	BEST	BELOW BEST	OTHERS
BOP1	↓ 100/-	↓ 50/-	↓ 50/-	↓ 50/-
OP1	↓ 100/-	↓ 100/-	↓ 50/-	Firm
FBOP	↓ 50/-	↓ 50/-	Firm	Firm
FBOPF1	↓ 50/-	Firm	Firm	Firm
PEK	↓ 50/-	Firm	Firm	Firm
PEK1	Firm	Firm	Firm	Firm
OP/OPA	↑ 50/-	↑ 50/-	↑ 50/-	↑ 50/-

LEAFY / SEMI LEAFY				
	SELECT BEST	BEST	BELOW BEST	OTHERS
OP1	↓ 80/-	↓ 60/-	↓ 50/-	↓ 50/-
BOP1	↓ 80/-	↓ 60/-	↓ 50/-	↓ 40/-
OP/OPA	↓ 50/-			
PEK	Firm			
PEK1	Firm			

SMALL LEAF / TIPPY				
FBOP	↓ 50/-	↓ 20/-	↓ 40/-	↓ 20/-
FBOP1	↓ 40/-	↓ 20/-	↓ 20/-	↓ 40/-
FBOPF1	↓ 50/-	↓ 40/-	↓ 10/-	↓ 10/-

PREMIUM FLOWERY		
	FBOPFEXSP	FBOPFSP
Select Best	↓ 200-400/-	↓ 300-600/-
Best	↓ 200/-	↓ 400/-
Below Best	↓ 100-200/-	↓ 100-200/-
Others	↓ 100/-	↓ 200/-



Crude Oil
As at 29th August 2023 – USD 85.00

HOLIDAY NOTICE

Please note our Head Office, Warehouse & Sample Room will be closed for business on the following day:

Wednesday August 30, 2023 - Nikini Full Moon Poya Day

CURRENCY BOARD – AS AT 29TH AUGUST 2023

	United States Dollars (USD)		European Community Euro (EUR)		United Kingdom pounds (GBP)	
	Corresponding		Corresponding		Corresponding	
	2023	2022	2023	2022	2023	2022
Sri Lankan Rupee	317.83	357.81	342.84	352.82	400.06	415.06

(Courtesy - Central Bank of Sri Lanka)

Indian Rupee	82.63	79.80	89.32	79.47	104.06	93.63
Kenyan Shilling	144.06	119.55	155.73	119.06	181.42	140.28
Bangladesh Taka	108.06	93.28	116.81	92.90	136.08	109.45
Indonesian Rupiah	15,267.10	14,824.20	16,503.60	14,763.60	19,226.30	17,393.90
Malawi Kwacha	1,075.65	1,004.65	1,162.77	1,000.54	1,354.60	1,178.80
Vietnam Dong	24,054.90	23,413.10	26,003.20	23,317.40	30,293.10	27,471.60

(Courtesy - Oanda Corporation)

SRI LANKA RUPEE AGAINST US DOLLAR

TIME PERIOD 24/08/2023 TO 29/08/2023 (SPOT / BUYING RATE)

24/08/2023	317.48	28/08/2023	317.96
25/08/2023	317.80	29/08/2023	317.83

(Courtesy - Central bank of Sri Lanka)

QUANTITY SOLD DURING THE PERIOD 21ST- 26TH AUGUST 2023

	2023		2022	
	WEEKLY	TODATE	WEEKLY	TODATE
PRIVATE SALES	89,419.40	3,316,390.36	65,158.75	2,810,588.33
PUBLIC AUCTION	4,920,806.00	163,661,531.50	4,246,506.00	165,286,762.00
FORWARD CONTRACTS	15,500.00	1,877,008.00	57,000.00	1,208,240.00
DIRECT SALES	-	-	-	-
TOTAL	5,025,725.40	168,854,929.86	4,368,664.75	169,305,590.33
BMF EXCLUDED FROM PRIVATE SALE	86,885.00	1,766,634.00	147,637.00	4,605,589.00

TEA
TECH
TIPS



Get best results from machinery by ensuring that equipment works to manufacturers specifications.

CROP AND WEATHER (FOR THE PERIOD 22ND – 28TH AUGUST 2023)





























The Western and Nuwara Eliya planting districts experienced sunny conditions throughout. The department of meteorology forecasts showers in both regions.

The Uva/Udapussellawa's reported bright weather. Evening showers are to be expected in Uva.

The Low grown reported clear weather. Showers are to be expected in the Ruhuna and Sabaragamuwa districts.

All districts reported a decline in their crop intakes except for the Nuwara Eliya's which maintained.

WEATHER FORECAST (FOR THE PERIOD 31ST AUGUST TO 06TH SEPTEMBER 2023)

	Thu (31/08)	Fri (01/09)	Sat (02/09)	Sun (03/09)	Mon (04/09)	Tue (05/09)	Wed (06/09)
Galle	31°/22°C 	31°/24°C 	32°/23°C 	31°/22°C 	32°/23°C 	32°/23°C 	31°/22°C 
Matara	32°/21°C 	33°/23°C 	32°/23°C 	32°/21°C 	32°/22°C 	32°/22°C 	32°/21°C 
Ratnapura	33°/19°C 	33°/22°C 	34°/21°C 	33°/19°C 	34°/19°C 	34°/19°C 	33°/19°C 
Hatton/ Talawakelle	26°/12°C 	26°/15°C 	27°/16°C 	26°/12°C 	27°/15°C 	27°/15°C 	26°/12°C 

ORDER OF SALE THIS WEEK

EX EST	H/M-OFF GR & DUST	LEAFY/ SEMI LEAFY/ TIPPY/PREM & BOP1A
MC	Lanka Commodity Brokers	Asia Siyaka Commodities PLC
BC	Bartleet Produce Marketing (Pvt) Ltd	Lanka Commodity Brokers
EB	Forbes & Walker Tea Brokers (Pvt) Ltd	John Keells PLC
FW	Mercantile Produce Brokers (Pvt) Ltd	Bartleet Produce Marketing (Pvt) Ltd
JK	Asia Siyaka Commodities PLC	Eastern Brokers Ltd
CTB	John Keells PLC	Ceylon Tea Brokers PLC
LC	Eastern Brokers Ltd	Forbes & Walker Tea Brokers (Pvt) Ltd
AS	Ceylon Tea Brokers PLC	Mercantile Produce Brokers (Pvt) Ltd

CATALOGUE	LOTS	QTY (KGS)
EX-ESTATE	598	660,612
HIGH AND MEDIUM	1,240	540,344
LOW GROWN (LEAFY)	1,742	680,201
LOW GROWN (SEMI LEAFY)	1,540	689,221
LOW GROWN (TIPPY)	1,794	880,084
OFF GRADES + BOP1A	2,091	1,115,949
DUSTS	424	398,619
PREMIUM FLOWERY	373	61,850
TOTAL	9,802	5,026,880

HIGH GROWN TEAS

BOP Best Western's were firm to Rs.50/- per kg easier. Below best were irregular and mostly easier. Plainer sorts were barely steady. Nuwara Eliya's were mostly unsold. Uda Pussellawa's lost up to Rs.100/- per kg. Uva's seasonal teas were irregularly easier whilst the others declined up to Rs.100/- per kg.

BOPF Best Western's were firm to selectively dearer. Below best eased by Rs.50/- per kg. Plainer types lost further. Nuwara Eliya's maintained. Uda Pussellawa's were lower By Rs.50-70/- per kg. Uva's seasonal teas had limited offerings and prices were irregular whilst the balance declined by Rs.20-30/- per kg.

MEDIUM GROWN TEAS

BOP1/OP1 **BOP1** – Select best were lower by Rs. 100/- per kg whilst all others eased by Rs. 50/- per kg. **OP1** - Select best and best dropped by Rs. 100/- per kg. Below best shed by Rs. 50/- per kg. Others held firm.

OP/OPA Overall appreciated by Rs.50/- per kg.

PEKOE/PEKOE1 **PEK** – Select best were lower by Rs. 50/- per kg whilst all others held firm. **PEK1** – In general maintained.

FBOP/FBOPF1 **FBOP** - Select best and best eased by Rs. 50/- per kg whilst all others remained unchanged. **FBOPF1** - Select best lower by Rs. 50/- per kg whilst all others held firm.

CTC

HIGH GROWN **BP1** – Firm. **PF1** – Remained unchanged.

MEDIUM GROWN **BP1** – Maintained. **PF1** – Appreciated by Rs.50/- per kg.

LOW GROWN **BP1** – Irregular.

QUOTATIONS-HIGH GROWNS	BOP		BOPF	
BEST WESTERNS	1240	1440	1300	1550
BELOW BEST WESTERNS	1060	1220	1100	1280
PLAINER WESTERNS	730	1040	900	1080
NUWARA ELIYAS	N/A		1020	1160
UDAPUSSELLAWAS	720	750	790	1100
BEST UVAS	1500	2200	1100	2350
OTHER UVAS	760	800	980	1080
GOOD MEDIUMS	1060	1700	N/A	
POOR MEDIUMS	750	1040	750	940
QUOTATIONS – UNORTHODOX	BP1		PF1	
(CTC) CTC (High & Medium)	760	980	700	1120
CTC (Low)	920	980	1260	2100

LOW GROWN

BOP1	Select best were firm whilst best and below best were firm to lower. Poorer sorts held firm.
OP1	Select best firm whilst best, below best and poorer sorts were firm to dearer.
OP	Select best were irregularly lower. Best and below best were firm. Poorer sorts gained.
OPA	Select best irregularly lower. Best and below best held firm. Poorer sorts gained.
PEKOE/PEKOE1	Select best together with full range of bold PEK's were firm. Select best PEK1's were firm to lower. Best and below best together with the poorer sorts were firm.
FBOP/FBOP1	Select best and best were firm to slightly lower, whilst all others were firm.
BOP	All-round lower.
BOPF	All-round firm market.
FBOPF/FBOPF1	All-round FBOPF1's eased, better FBOPF's were firm whilst others were lower.

QUOTATIONS	SELECT BEST	BEST	BELOW BEST	OTHER
BOP1	1,950-3,300	1,750-1900	1,200-1,650	960-1,050
OP1	2,850-3,500	1,850-2,750	1,350-1,750	900-1,100
OP	1,420-1,750	1,320-1,420	1,100-1,250	900-1,050
OPA	1,250-1,950	1,160-1,280	1,000-1,160	800-1,000
PEKOE	1,850-2,350	1,600-1,750	1,250-1,550	1,000-1,150
PEKOE1	1,850-2,350	1,550-1,750	1,250-1,500	1,000-1,150
FBOP1	1,300-2,150	920-1,200	700-860	Below 650
FBOP	1,700-2,500	1,200-1,650	900-1,100	Below 850
BOP	1,450-2,500	1,200-1,450	900-1,100	Below 880
BOPF	940-1,700	850-920	750-820	Below 720
FBOPF1	1,500-1,850	1,200-1,400	900-1,100	Below 820
FBOPF	1,200-1,800	780-980	680-750	Below 600
FFSP/FFEXSP/FFEXSP1	2,650-3,950	1,700- 2,450	1,100-1,500	Below 1,050

OFF GRADES

FGS/FGS1 High grown varieties were dearer by Rs. 20-30/- per kg. Medium and Low Grown were firm yet gained towards the closure. Best CTC's advanced by Rs.20-30/- per kg whilst below best and bottom marginally eased.

BM/BP **BM** – Best varieties declined by Rs.10-20/- per kg. Below best and bottom shed by Rs.10-20/- per kg.
BP – In general eased by Rs. 40-60/- per kg.

BOP1A Select best were firm. Below best declined by Rs.10- 20 per kg/-, whilst teas at the lower end dropped by Rs. 20-30/- per kg and more towards the closure of the sale.

	HIGH		MEDIUM		LOW	
FNGS	660	1080	650	830	600	920
P.FGS (CTC)	770	820	680	780	610	1,700
BP	670	960	740	1,160	680	1,180
BM	700	810	740	850	680	1,340
BOP1A	760	960	750	1240	720	1,650

DUST

DUST1 Best firm to irregularly dearer. Below best were firm. CTC's gained by Rs.60-80/- per kg. Best low grown were firm. Below best low grown gained by Rs. 40-60/- per kg.

DUST Cleaner Secondaries lost by Rs. 50-60/- per kg. Low grown firm to irregularly dearer.

	HIGH		MEDIUM		LOW	
PRIMARY DUSTS	1,160	2,850	800	960	900	1,180
SECONDARY DUSTS	800	1,120	600	730	600	860
PDUST (CTC)	900	1,140	880	1,200	1,000	1,380

TOP PRICES - SALE NO. 34 OF 28TH / 29TH AUGUST 2023

WESTERN MEDIUM			
Hatale	BOP	1,700.00	
Rilagala	BOPSp	1,480.00	
Uplands	BOPF/BOPFSp	1,220.00	
Craighead	BOP1	1,950.00	
Harangalla	FBOP/FBOP1	1,950.00	
Dartry Valley	FBOP/FBOP1	1,950.00	
Hatale	FBOPF/FBOPF1	1,750.00	
Dartry Valley	FBOPF/FBOPF1	1,750.00	
Orange Field	OP/OPA	1,420.00	
Hatale	OP1	2,450.00	
Harangalla	PEK/PEK1	1,950.00	
Dartry Valley	PEK/PEK1	1,950.00	
WESTERN HIGH			
Somerset	BOP	1,440.00	
Queensberry	BOPSp	1,400.00	
Somerset	BOPF/BOPFSp	1,550.00	
Venture	BOP1	1,550.00	
St Andrews	FBOP/FBOP1	1,650.00	
St Andrews	FBOPF/FBOPF1	1,440.00	
Inverness	OP/OPA	1,400.00	
Venture	OP1	1,460.00	
Froft Super	PEK/PEK1	1,750.00	@
Glenloch	PEK/PEK1	1,750.00	
NUWARA ELIYA			
Court Lodge	BOP	890.00	
Kenmare	BOPSp	820.00	
Mahagastotte	BOPF/BOPFSp	1,160.00	
Court Lodge	FBOP/FBOP1	1,140.00	
Court Lodge	OP/OPA	1,280.00	
Court Lodge	PEK/PEK1	1,260.00	
UDA PUSSELLAWAS			
Luckyland	BOP	900.00	
High Forest	BOPSp	750.00	
Luckyland	BOPF/BOPFSp	1,100.00	
Gordon	BOP1	880.00	
Alma	FBOP/FBOP1	1,600.00	@
Gonapitiya	FBOPF/FBOPF1	1,200.00	
Alma	OP	1,240.00	@
Alma	OPA	1,240.00	@
Alma	OP1	1,420.00	@
Alma	PEK	1,750.00	@
Alma	PEK1	1,850.00	@

UVA MEDIUM			
St.James	BOP	2,200.00	
Halpewatte Uva	BOPSp	1,380.00	
St.James	BOPF/BOPFSp	2,350.00	
Ury	BOP1	1,600.00	@
Adawatte	FBOP/FBOP1	1,800.00	
Shawlands	FBOPF/FBOPF1	1,600.00	
Demodera 'S'	FBOPF/FBOPF1	1,600.00	
Shawlands	OP/OPA	1,600.00	
Halpewatte Uva	OP1	1,650.00	
Aruna Passara	PEK/PEK1	1,850.00	
UVA HIGH			
Cannavarella	BOP	800.00	
Craig	BOPSp	1,300.00	
Kelliebedde	BOPF/BOPFSp	1,100.00	
Bandaraeliya	BOPF/BOPFSp	1,100.00	
Craig	BOP1	1,550.00	
Gonamotawa	FBOP/FBOP1	1,650.00	
Spring Valley	FBOPF/FBOPF1	1,600.00	
Mount Uva	FBOPF/FBOPF1	1,500.00	@
Craig	OP	1,340.00	
Mount Uva	OPA	1,240.00	@
Glenanore	OP1	1,500.00	
Mount Uva	OP1	1,480.00	@
Mount Uva	PEK	1,750.00	@
Mount Uva	PEK1	1,800.00	@
Gonamotawa	PEK1	1,800.00	
UNORTHODOX HIGH			
Dunsinane CTC	PF1	1,120.00	
Dunsinane CTC	BP1	980.00	
Dunsinane CTC	BPS	1,080.00	
UNORTHODOX MEDIUM			
New Peacock CTC	PF1	1,100.00	
Donside CTC	BP1	860.00	
Donside CTC	BPS	850.00	
UNORTHODOX LOW			
Hingalgoda CTC	PF1	2,100.00	
Ceciliyan CTC	BP1	980.00	
Lantern Hill CTC	BPS	740.00	

TOP PRICES - SALE NO. 34 OF 28TH / 29TH AUGUST 2023

LOW GROWN				DUSTS			
Pothotuwa	BOP1	3,300.00		Mattakelle	DUST1	2,850.00	
Makandura	BOP1	2,500.00		Ceciliyan CTC	PD	1,380.00	
Menikkanda	BOP1	2,000.00	@	Kalubowitiyana CTC	PD	1,380.00	
Ransegoda	BOP1	2,000.00					
Arbour Valley	BOP1	2,000.00					
Sithaka	OP1	3,500.00		PREMIUM FLOWERY			
Galaboda Group	OP	1,750.00		Wikiliya	FBOPFSp	3,000.00	
Liyonta	OPA	1,950.00		Rumassala Hills	FBOPFSp	2,750.00	@
Lumbini	PEK	2,350.00		Lumbini	FBOPFExSp	2,950.00	
Galatara	PEK1	2,350.00		Dediyagala	FBOPFExSp	2,750.00	
Makandura	PEK1	2,300.00		Ivy Hills	FBOPFExSp	2,700.00	@
Suduwelipothahena Super	PEK1	2,250.00	@	Himara	FBOPFExSp	2,700.00	@
Rajjuruwatta Super	PEK1	2,250.00	@	Golden Garden	FBOPFExSp	2,700.00	
Nilrich	PEK1	2,250.00	@	Madampe Super	FBOPFExSp1	3,950.00	@
Golden Garden	PEK1	2,250.00					
Hidellana	BOP	2,500.00		OFF GRADES			
Golden Garden	BOP	2,450.00	@	Mayfield	FGS/FGS1	1,080.00	
Arbour Valley	BOPSp	1,850.00		Mattakelle	FGS/FGS1	1,080.00	
Stream Line	BOPSp	1,850.00		Hingalgoda CTC	PF	1,700.00	
Hidellana	BOPF	1,700.00		Talangaha	BM	1,340.00	@
Golden Garden	BOPFSp	1,550.00		Liyonta	BP	1,180.00	
Mahaliyadda	BOPFSp	1,550.00		Morawakkorale	BP	1,180.00	
Stream Line	BOPFSp	1,550.00		Galatara	BOP1A	1,650.00	
Golden Garden	BOPFSp	1,500.00	@				
Makandura	FBOP	2,500.00					
Hidellana	FBOP1	2,150.00					
Sihara	FBOPF	1,800.00	@				
Hidellana	FBOPF	1,800.00					
Himara	FBOPF	1,750.00	@				
Gunawardena	FBOPF	1,750.00					
Stream Line	FBOPF	1,750.00					
Sihara	FBOPF	1,700.00	@				
Makandura	FBOPF1	1,850.00					
Pothotuwa	FBOPF1	1,850.00					
Berubeula	FBOPF1	1,850.00					
Lucky Kottawa	FBOPF1	1,850.00					
Hidellana	FBOPF1	1,850.00					
Nil Kandura	FBOPF1	1,800.00					
Pothotuwa	FBOPF1	1,800.00					
Wattahena	FBOPF1	1,800.00					
New J.S.P	FBOPF1	1,750.00	@				
Ransegoda	FBOPF1	1,750.00					
Fairyland	FBOPF1	1,750.00					
Sithaka	FBOPF1	1,750.00					
New Vithanakande	FBOPF1	1,750.00					
Lumbini	FBOPF1	1,750.00					
Wattahena	FBOPF1	1,750.00					
Sunrise	FBOPF1	1,750.00					
Galatara	FBOPF1	1,750.00					

DENOTES – CEYLON TEA BROKERS PLC (@) / ALL TIME RECORD PRICE [**] / EQUAL ALL TIME [*]

CEYLON TEA BROKERS PLC – SALE NO. 34 OF 28TH / 29TH AUG 2023

FUTURE SALES INFORMATION
SALE NO 35 OF 05TH / 06TH SEPTEMBER 2023

EX-ESTATE	H/M-OFF GR & DUST	LEAFY/ SEMI LEAFY/ TIPPY/PREM & BOP1A
EB	Bartleet Produce Marketing (Pvt) Ltd	Lanka Commodity Brokers
FW	Forbes & Walker Tea Brokers (Pvt) Ltd	John Keells PLC
JK	Mercantile Produce Brokers (Pvt) Ltd	Bartleet Produce Marketing (Pvt) Ltd
CTB	Asia Siyaka Commodities PLC	Ceylon Tea Brokers PLC
LC	John Keells PLC	Forbes & Walker Tea Brokers (Pvt) Ltd
AS	Eastern Brokers Ltd	Eastern Brokers Ltd
BC	Ceylon Tea Brokers PLC	Mercantile Produce Brokers (Pvt) Ltd
MC	Lanka Commodity Brokers	Asia Siyaka Commodities PLC

Buyers Prompt: 12.09.2023

Sellers Prompt: 13.09.2023

AWAITING SALE - CATALOGUE DETAILS

	SALE OF 05TH / 06TH SEP 2023		SALE OF 12TH / 13TH SEP 2023	
	LOTS	QTY(KGS)	LOTS	QTY(KGS)
EX-ESTATE	621	681,477	709	729,708
HIGH AND MEDIUM	1,242	549,532	1,336	593,124
LOW GROWN (LEAFY)	1,696	657,954	1,612	608,779
LOW GROWN (SEMI LEAFY)	1,440	650,232	1,396	613,405
LOW GROWN (TIPPY)	1,792	890,894	1,769	880,427
OFF GRADES+BOP1A	2,246	1,174,213	2,153	1,096,982
DUSTS	493	473,340	500	477,364
PREMIUM FLOWERY	308	51,059	357	60,340
TOTAL	9,838	5,128,701	9,832	5,060,129
MAIN SALE & EX ESTATE CLOSED ON	17TH AUGUST 2023		24TH AUGUST 2023	

SALE NO. 37 – 19TH/ 20TH SEPTEMBER 2023

Ex-Estate catalogue and Main Sale catalogues are scheduled to be closed on the 31st August 2023.

SALE NO. 38 – 25TH/ 26TH SEPTEMBER 2023

Ex-Estate catalogue and Main Sale catalogues are scheduled to be closed on the 07th September 2023.

SALE NO. 39 – 03RD/ 04TH OCTOBER 2023

Ex-Estate catalogue and Main Sale catalogues are scheduled to be closed on the 14th September 2023.

ELEVATION WISE – STATISTICS – COLOMBO AUCTION AVERAGES

Elevation	LAST WEEK	WEEK BEFORE LAST	LAST YEAR	YEAR BEFORE
	(RS)	(RS)	(RS)	(RS)
	Sale- 22.08.2023	Sale- 14.08.2023	Corres 2022	Corres 2021
Uva High	956.53	931.49	1342.15	527.80
Western High	1036.31	952.56	1495.57	573.65
CTC High	907.73	814.43	1366.78	502.26
Total High Grown	1006.34	944.27	1436.44	556.22
Uva Medium	1048.33	1009.46	1335.50	580.48
Western Medium	964.46	913.16	1190.67	492.68
CTC Medium	894.34	800.16	1092.60	452.38
Total Medium Grown	990.88	943.92	1237.42	519.36
Orthodox Low	1297.53	1262.44	1668.07	635.98
CTC Low	1031.56	961.53	1379.21	472.75
Total Low Grown	1282.28	1246.14	1652.07	628.85
TOTAL	1178.62	1132.00	1546.65	595.39

Elevation	LAST WEEK	WEEK BEFORE LAST	LAST YEAR	YEAR BEFORE
	(\$)	(\$)	(\$)	(\$)
	Sale- 22.08.2023	Sale- 14.08.2023	Corres 2022	Corres 2021
Uva High	2.95	2.91	3.72	2.64
Western High	3.20	2.98	4.14	2.87
CTC High	2.80	2.55	3.79	2.51
Total High Grown	3.11	2.95	3.98	2.78
Uva Medium	3.24	3.15	3.70	2.90
Western Medium	2.98	2.85	3.30	2.46
CTC Medium	2.76	2.50	3.03	2.26
Total Medium Grown	3.06	2.95	3.43	2.60
Orthodox Low	4.01	3.95	4.62	3.18
CTC Low	3.18	3.00	3.82	2.36
Total Low Grown	3.96	3.89	4.58	3.15
Weekly Total (USD)	3.64	3.54	4.28	2.98
Exchange Rate (LKR)	323.94	319.98	360.95	199.90

Elevation	TODATE	TODATE	TODATE	TODATE	TODATE	TODATE
	2021	2022	2023	2021	2022	2023
	(RS)	(RS)	(RS)	(\$)	(\$)	(\$)
Uva High	552.63	1003.37	991.11	2.81	3.31	3.01
Western High	599.97	990.69	1137.39	3.05	3.27	3.45
CTC High	528.77	852.64	997.83	2.69	2.81	3.03
Total High Grown	585.74	994.91	1090.71	2.98	3.28	3.31
Uva Medium	571.55	1066.84	1029.88	2.90	3.52	3.12
Western Medium	544.30	892.40	993.94	2.77	2.94	3.01
CTC Medium	505.58	746.29	929.10	2.57	2.46	2.82
Total Medium Grown	552.50	947.41	1005.59	2.81	3.12	3.05
Orthodox Low	658.17	1273.21	1288.79	3.34	4.20	3.91
CTC Low	508.08	892.07	960.90	2.58	2.94	2.91
Total Low Grown	649.67	1247.50	1270.76	3.30	4.11	3.85
TOTAL	619.32	1143.60	1187.94	3.15	3.77	3.60

Cumulative Sale Averages – 1 USD= Rs. (Monthly Weighted Average) **196.83** **303.22** **329.71**

(Source: MSL/ CBSL)

WORLD TEA PRODUCTION (IN MILLION KILOS)

Country	Month	Month		To-date		Diff (+/-)
		2022	2023	2022	2023	2022 vs 2023
Sri Lanka	Jul	19.9	21.4	153.2	155.8	2.6
Bangladesh	Jul	11.27	13.65	38.33	40.1	1.77
Kenya	Jun	43.45	48.12	271.3	273.64	2.34
Malawi	Jun	1.91	1.64	32.4	30.5	-1.9
North India	Jun	119.3	109.7	347.1	344	-3.1
South India	Jun	23.9	28.2	119.6	113.7	-5.9

(Source: Africa Tea Brokers/National Brokers Ltd)

BANGLADESH AUCTION OF 28TH AUGUST 2023

CTC LEAF: 56,487 packages of teas on offer met with slightly better demand at around last rates.

BROKENS: A small weight of clean Brokens available were well sought after and prices held fairly firm. Medium varieties witnessed a fair demand but eased slightly. Plain teas saw less demand and there were several withdrawals. BLF teas met with less interest and there were heavy withdrawals.

FANNINGS: There was more interest for brighter Fannings which sold at last rates. Medium varieties met with good demand and were about steady but there were a few withdrawals in this category. Plain teas continued to meet with less demand with some withdrawals. BLF teas met with less interest and there were heavy withdrawals

CTC DUST: 12,964 packages on offer met with slightly improved demand. Good liquoring Dusts particularly CDs witnessed good demand and were about steady. Their mediums were also a good market and prices tended dearer closely following quality. Plain/BLF Dusts met with less demand with fair withdrawals. Blenders lent good support with fair interest from the Loose tea buyers.

COMMENTS: Offerings continued to be quite heavy and there was also some decline in quality. Blenders were actively operating with more interest from the Loose tea buyers. It was noteworthy that a few lines of well-made good liquoring teas were well competed for and advanced in prices. Dusts met with an improved demand.

(Courtesy - National Brokers Limited)

KOLKATA AUCTION OF 29TH / 30TH & 31ST AUGUST 2023

Good demand. Select weight of better Assams are around last levels. Remainder are irregular and easier following quality. W I - Active . HUL - Operating . TCPL - Operating. Exporters - Some enquiry. Based on PAR's (1st session) Catalogue .

Courtesy - Associated Brokers (Pvt) Ltd, Kolkata

MOMBASA/ JAKARTA/ MALAWI/ GUWAHATI AUCTIONS

Due to the advancement of Tea Auctions in Colombo this week, reports of the above Auction Centers were not available at the time of printing this publication.