



**Ceylon Tea
Brokers**

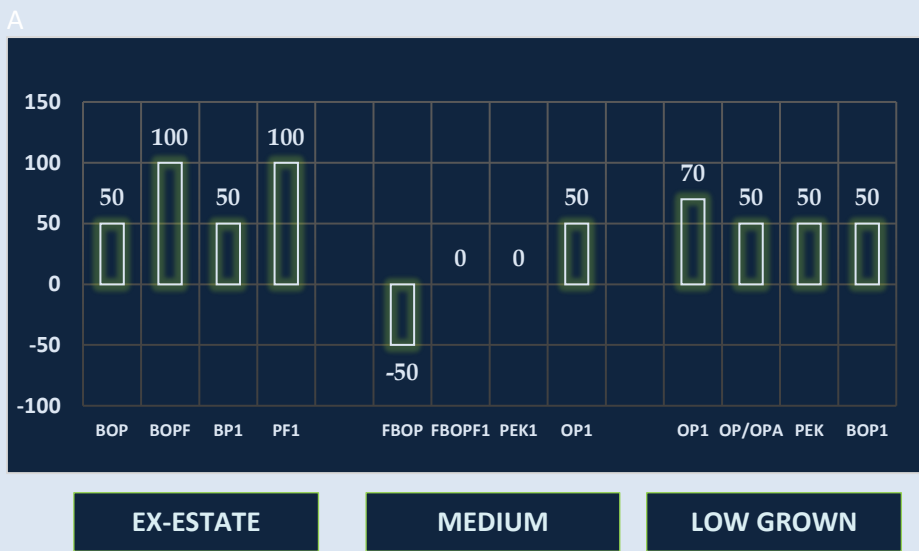


MARKET SNAPSHOT

SALE NO. 33 OF 22ND / 23RD AUGUST 2023

CEYLON TEA BROKERS PLC
Level 7, Millenium House, No.46/58, Nawam Mawatha, Colombo 2
Tel: 011-460777 Fax: 011-4607788
Email: general@ceylontebrokers.com
Web: www.ceylontebrokers.com

Ex-Estate met with improved demand whilst good demand prevailed for Low Grown.



Currency - 23rd August
LKR/USD 317.47

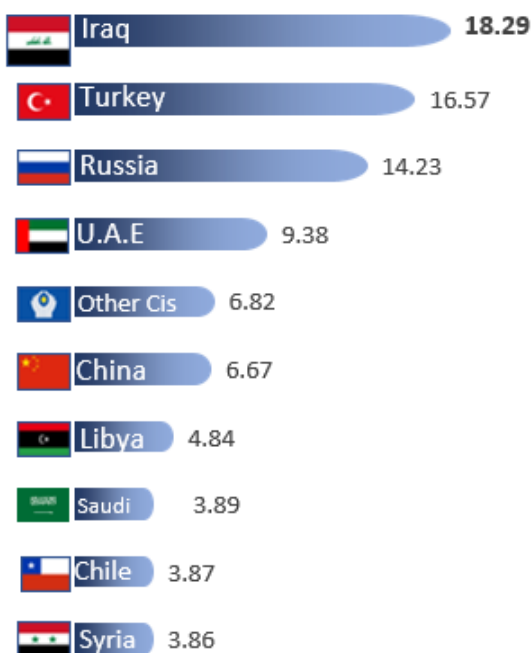
July (02nd Sale)
Rs. 1,047.49
USD \$ 3.17

Elevation Average

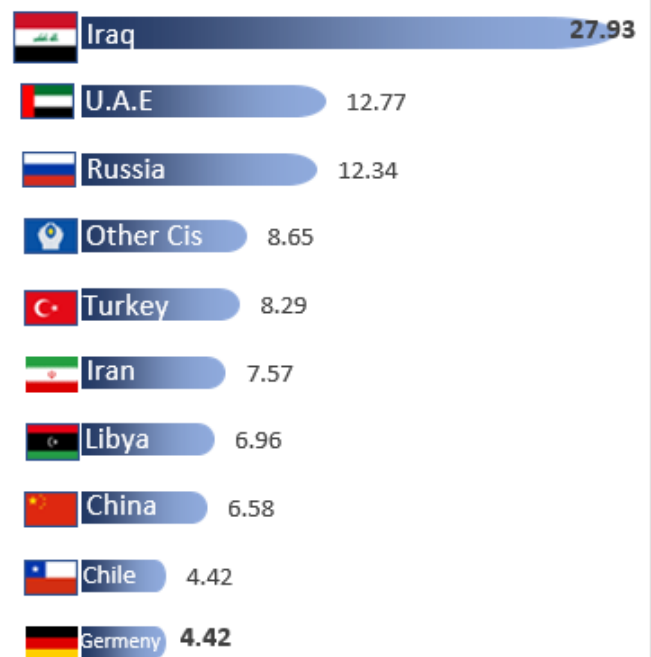
ELV	RS	USD
High	918.37	\$ 2.86
Medium	911.82	\$ 2.84
Low	1,171.51	\$ 3.65

**TOP 10 COUNTRY WISE SRI LANKAN TEA EXPORT QUANTITY (MN KG)
YTD JULY - 2023 VS 2022**

YTD JULY - 2023

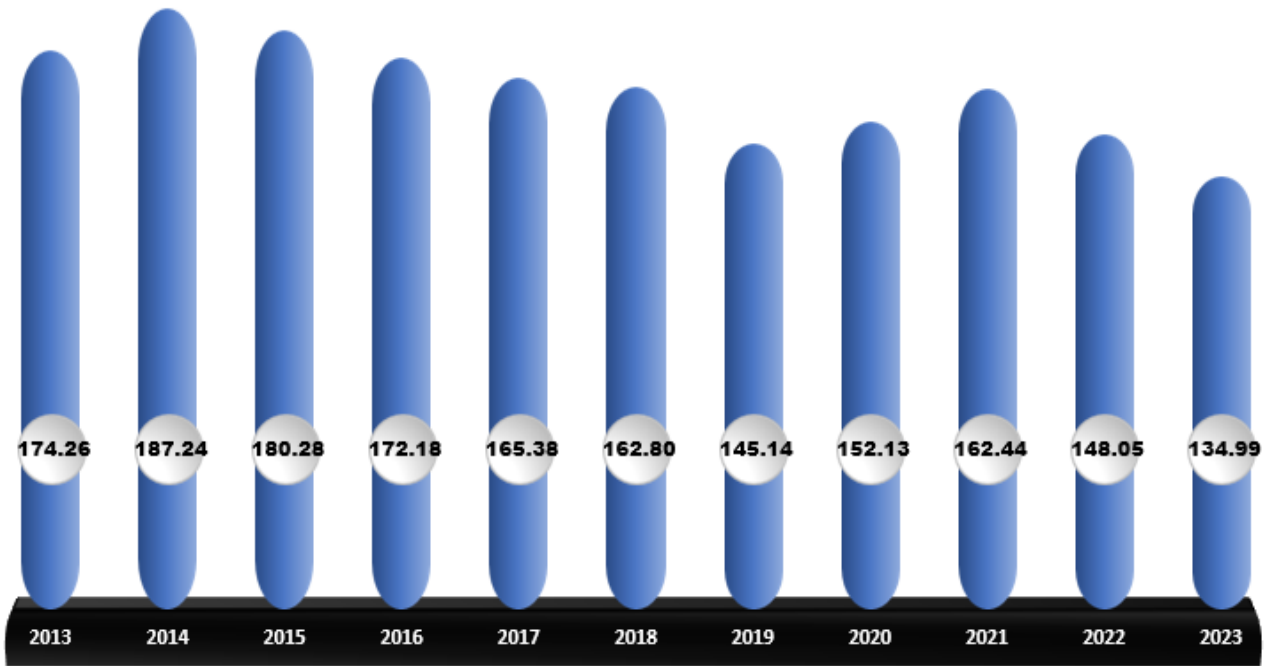


YTD JULY - 2022



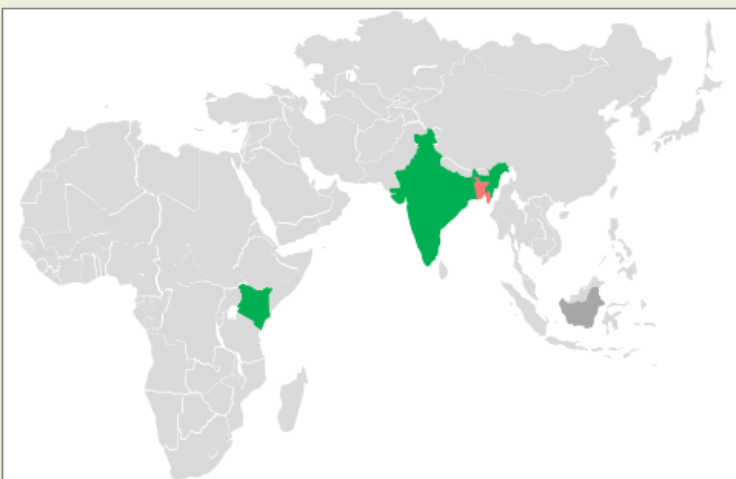
Source: SL Customs - Statistical Division

**YEARLY SRI LANKAN TEA EXPORT QUANTITY (IN MN KG)
YTD JULY 2013-2023**



Source: Statistics Division, Sri Lanka Customs

MARKET MOVEMENT AT INTERNATIONAL AUCTION CENTERS THIS WEEK



Kenya



Bangladesh



India



Indonesia market report details were not available at the time of printing this publication.

COMMENTS

Sale	Ex-Estate		Low Grown (Leafy/Tippy)		Total	
	Qty	Demand	Qty	Demand	Qty	Demand
33	0.7 MKgs	Improved	2.3 Mkgs	Good	5.4 Mkgs	Good

WESTERN				
	SELECT BEST	BEST	BELOW BEST	PLAINER
BOP	↑ 100/-	↑ 50/-	↑ 30/-	Firm
BOPF	↑ 100/-	↑ 150/-	↑ 100/-	↑ 100/-

	NUWARA ELIYA	UDA PUSSELLAWA	UVA
BOP	Irregular	↑ 30/-	↑ 50/-
BOPF	Irregular	↑ 100/-	↑ 100/-

	HIGH	MEDIUM	LOW
BP1	↑ 50/-	↑ 50/-	Irregular
PF1	↑ 80/-	↑ 100/-	Firm

HIGH & MEDIUM				
	SELECT BEST	BEST	BELOW BEST	OTHERS
BOP1	Firm	Firm	Firm	Firm
OP1	↑ 50/-	↑ 50/-	↑ 50/-	Firm
FBOP	Firm	↓ 50/-	↓ 50/-	↓ 50/-
FBOPF1	Firm	Firm	↑ 50/-	↑ 50/-
PEK	Firm	Firm	Firm	Firm
PEK1	↓ 50/-	Firm	Firm	Firm
OP/OPA	↑ 50/-	Firm	Firm	↑ 20/-

LEAFY / SEMI LEAFY				
	SELECT BEST	BEST	BELOW BEST	OTHERS
OP1	↑ 100/-	↑ 60/-	↑ 60/-	↑ 70/-
BOP1	↑ 100/-	↑ 50/-	↑ 50/-	↑ 50/-
OP/OPA			↑ 50/-	
PEK			↑ 50/-	
PEK1			↑ 50/-	

SMALL LEAF / TIPPY				
FBOP	↓ 50/-	↓ 20/-	Firm	↓ 20/-
FBOP1	Firm	Firm	↓ 20/-	↓ 10/-
FBOPF1	↑ 40/-	↑ 40/-	↑ 20/-	↑ 20/-

PREMIUM FLOWERY		
	FBOPFEXSP	FBOPFSP
Select Best	↓ 400-800/-	↓ 800-1,000/-
Best	↓ 200/-	↓ 400/-
Below Best	↓ 100/-	↓ 100/-
Others	Firm	↓ 100/-



Crude Oil
As at 23rd August 2023 – USD 82.69

Sri Lanka Tea Production for the month of July 2023 amounted to 21.38 Mn/Kg, vis-à-vis 19.86 Mn/Kg in 2022. (+1.51 Mn/Kg). Cumulative crop to end July 2023 was 155.82 Mn/Kg, compared with 153.03 Mn/Kg in 2022. (+2.79 Mn/Kg)

Elevation wise analysis shows that for the month of July 2023, High, Medium, and Low Grown recorded an increase of 0.27 Mn/Kg, 0.44 Mn/Kgs and 0.80 Mn/Kg respectively in comparison to the corresponding month in the previous year.

CTC's recorded 1.76 Mn/Kg for the month of July 2023 compared to 1.69 Mn/Kg the previous year, which recorded an increase of 0.07 Mn/Kg.

(Please refer page No.15 for more details)

HOLIDAY NOTICE

Please note our Head Office, Warehouse & Sample Room will be closed for business on the following day:

Wednesday August 30, 2023 - Nikini Full Moon Poya Day

CURRENCY BOARD – AS AT 23RD AUGUST 2023

	United States Dollars (USD)		European Community Euro (EUR)		United Kingdom pounds (GBP)	
	Corresponding		Corresponding		Corresponding	
	2023	2022	2023	2022	2023	2022
Sri Lankan Rupee	317.47	357.40	343.29	353.45	403.47	418.55

(Courtesy - Central Bank of Sri Lanka)

Indian Rupee	83.04	79.76	90.34	79.66	105.91	94.07
Kenyan Shilling	143.60	118.89	156.22	118.74	183.15	140.22
Bangladesh Taka	108.12	93.34	117.63	93.22	137.90	110.09
Indonesian Rupiah	15,312.30	14,898.20	16,658.20	14,878.70	19,529.50	17,570.50
Malawi Kwacha	1,075.01	1,013.60	1,169.50	1,012.27	1,371.08	1,195.41
Vietnam Dong	23,848.10	23,406.00	25,944.30	23,375.30	30,416.20	27,604.20

(Courtesy - Oanda Corporation)

SRI LANKA RUPEE AGAINST US DOLLAR

TIME PERIOD 17/08/2023 TO 23/08/2023 (SPOT / BUYING RATE)

17/08/2023	314.78	21/08/2023	316.73	23/08/2023	317.47
18/08/2023	316.29	22/08/2023	317.00		

(Courtesy - Central bank of Sri Lanka)

QUANTITY SOLD DURING THE PERIOD 14TH- 19TH AUGUST 2023

	2023		2022	
	WEEKLY	TODATE	WEEKLY	TODATE
PRIVATE SALES	87,696.00	3,226,970.96	48,414.00	2,745,429.58
PUBLIC AUCTION	5,203,967.00	158,740,725.50	4,507,628.00	161,040,256.00
FORWARD CONTRACTS	30,500.00	1,861,508.00	20,000.00	1,151,240.00
DIRECT SALES	-	-	-	-
TOTAL	5,322,163.00	163,829,204.46	4,576,042.00	164,936,925.58
BMF EXCLUDED FROM PRIVATE SALE	114,841.00	1,679,749.00	44,018.00	4,457,952.00

TEA
TECH
TIPS



Ensure that machinery and motor drive belt profiles match grooves of pulleys to get best performance.

CROP AND WEATHER (FOR THE PERIOD 15TH – 21ST AUGUST 2023)





























The Western and Nuwara Eliya planting districts experienced sunny conditions throughout. The department of meteorology forecasts scattered showers in the Western region and windy conditions in Nuwara Eliya.

The Uva/Udapussellawa's reported clear conditions throughout.

The Low grown reported bright weather throughout. Occasional showers are to be expected in the Ruhuna and Sabaragamuwa districts.

The Western, Nuwara Eliya and Udapussellawa districts maintained their crop intakes whilst the Uva and Low grown regions maintained.

WEATHER FORECAST (FOR THE PERIOD 24TH TO 30TH AUGUST 2023)

	Thu (24/08)	Fri (25/08)	Sat (26/08)	Sun (27/08)	Mon (28/08)	Tue (29/08)	Wed (30/08)
Galle	30/26°C 	30/26°C 	30/26°C 	30/26°C 	31/25°C 	30/25°C 	33/24°C 
Matara	29/25°C 	29/25°C 	31/24°C 	31/25°C 	30/25°C 	29/25°C 	32/23°C 
Ratnapura	28/23°C 	28/22°C 	29/22°C 	29/22°C 	30/23°C 	28/23°C 	34/20°C 
Hatton/ Talawakelle	23/18°C 	23/17°C 	24/16°C 	24/17°C 	25/18°C 	23/18°C 	29/16°C 

ORDER OF SALE THIS WEEK

EX EST	H/M-OFF GR & DUST	LEAFY/ SEMI LEAFY/ TIPPY/PREM & BOP1A
AS	Ceylon Tea Brokers PLC	Mercantile Produce Brokers (Pvt) Ltd
MC	Lanka Commodity Brokers	Asia Siyaka Commodities PLC
BC	Bartleet Produce Marketing (Pvt) Ltd	Lanka Commodity Brokers
EB	Forbes & Walker Tea Brokers (Pvt) Ltd	Eastern Brokers Ltd
FW	Mercantile Produce Brokers (Pvt) Ltd	John Keells PLC
JK	Asia Siyaka Commodities PLC	Bartleet Produce Marketing (Pvt) Ltd
CTB	John Keells PLC	Ceylon Tea Brokers PLC
LC	Eastern Brokers Ltd	Forbes & Walker Tea Brokers (Pvt) Ltd

CATALOGUE	LOTS	QTY (KGS)
EX-ESTATE	673	740,332
HIGH AND MEDIUM	1,317	576,880
LOW GROWN (LEAFY)	1,888	751,512
LOW GROWN (SEMI LEAFY)	1,486	660,921
LOW GROWN (TIPPY)	1,801	876,376
OFF GRADES + BOP1A	2,268	1,231,705
DUSTS	508	508,050
PREMIUM FLOWERY	315	50,964
TOTAL	10,256	5,396,740

HIGH GROWN TEAS

BOP Best Western's were dearer by Rs.50-100/- per kg. Below best gained to a lesser extent. Plainer types were firm. Nuwara Eliya's were irregular. Uda Pussellawa's moved up by Rs.30/- per kg as the sale progressed. Reasonable demand for Uva seasonal teas whilst the others appreciated by Rs.50/- per kg.

BOPF Best Western's gained by Rs.100-150/- per kg. Below best too gained by Rs.100/- per kg. Plainer types appreciated by Rs.100/- per kg and at times more. Nuwara Eliya's were irregular. Prices for Uda Pussellawa's too increased by Rs.100/- per kg. Uva's seasonal teas continued to sell at reasonable rates whilst the others moved up by Rs.80-100/- per kg.

MEDIUM GROWN TEAS

BOP1/OP1 **BOP1** - In general, maintained.
OP1 - Select best, best and below best were dearer by Rs. 50/- per kg whilst others held firm.

OP/OPA Select best appreciated by Rs. 50/- per kg. Best and below best were firm. Others dearer by Rs. 20/- per kg.

PEKOE/PEKOE1 **PEK** - Overall firm
PEK1 - Select best lost by Rs. 50/- per kg whilst all others remained unchanged.

FBOP/FBOPF1 **FBOP** - Select best remained unchanged whilst all others were lower by Rs. 50/- per kg.
FBOPF1 - Select best and best were firm whilst all other gained by Rs. 50/- per kg.

CTC

HIGH GROWN **BP1** – Gained by Rs.50/- per kg.
PF1 – Dearer by Rs.80/- per kg.

MEDIUM GROWN **BP1** – Moved up by Rs.50/- per kg.
PF1 – Appreciated by Rs.100/- per kg.

LOW GROWN **BP1** – Irregular.
PF1 – Firm.

QUOTATIONS-HIGH GROWNS	BOP		BOPF	
BEST WESTERNS	1200	1320	1260	1550
BELOW BEST WESTERNS	1060	1180	1100	1240
PLAINER WESTERNS	700	1040	860	1080
NUWARA ELIYAS	N/A		1000	1140
UDAPUSSELLAWAS	690	1000	730	1200
BEST UVAS	920	2250	1060	2150
OTHER UVAS	840	890	840	2150
GOOD MEDIUMS	1050	1550	1080	
POOR MEDIUMS	720	1000	750	850
QUOTATIONS – UNORTHODOX	BP1		PF1	
(CTC) CTC (High & Medium)	740	940	670	1,080
CTC (Low)	880	1,120	1,300	1,850

LOW GROWN

BOP1	Select best were selectively dearer whilst best and below best were firm. Poorer sorts held firm.
OP1	Select best were firm whilst best, below best, and poorer sorts were firm to dearer.
OP	Select best were dearer. Best and below best were firm. Poorer sorts gained.
OPA	Select best irregularly lower. Best, below best and poorer sorts were dearer.
PEKOE/PEKOE1	Select best together with full range of bold PEK's were firm to dearer. Select best PEK1's maintained. Best and below best together with the poorer sorts were firm to dearer.
FBOP/FBOP1	Select best and best were firm to slightly lower, whilst all others were fully firm.
BOP	All-round firm
BOPF	All-round dearer market.
FBOPF/FBOPF1	All round FBOPF1's were barely steady, better FBOPF's were dearer whilst others held firm.

QUOTATIONS	SELECT BEST	BEST	BELOW BEST	OTHER
BOP1	1,950-3,300	1,750-1900	1,200-1,650	960-1,050
OP1	2,850-3,550	1,850-2,750	1,350-1,750	900-1,100
OP	1,420-1,700	1,320-1,420	1,100-1,250	900-1,050
OPA	1,250-2,200	1,160-1,280	1,000-1,160	800-1,000
PEKOE	1,850-2,450	1,600-1,750	1,250-1,550	1,000-1,150
PEKOE1	1,850-2,450	1,550-1,750	1,250-1,500	1,000-1,150
FBOP1	1,400- 1,850	920-1,200	700-860	Below 650
FBOP	1,750-2,450	1,200-1,650	900-1,100	Below 850
BOP	1,500-2,400	1,200-1,450	900-1,100	Below 880
BOPF	940-1,950	850-920	750-820	Below 720
FBOPF1	1,500-2,000	1,200-1,400	900-1,100	Below 820
FBOPF	1,200-1,900	780-980	680-750	Below 600
FFSP/FFEXSP/FFEXSP1	2,850-4,250	1,700- 2,700	1,100-1,500	Below 1,050

OFF GRADES

FGS/FGS1 High grown varieties gained by Rs. 20-40/- per kg. Medium and Low Grown advanced by Rs. 10-20/- per kg. Best CTC's were dearer by Rs.40-60/- per kg whilst Below best and bottom maintained.

BM/BP **BM** – Best varieties increased by Rs.10-20/- per kg. Below best and bottom advanced by Rs. 20-30/- per kg.

BP – Best varieties remained unchanged. Below best and bottom were dearer by Rs.10-20/- per kg.

BOP1A Select best appreciated by Rs. 30-50/- per kg. Below best gained by Rs. 40-30/- per kg, whilst teas at the lower end moved up by Rs. 30-50/- per kg.

	HIGH		MEDIUM		LOW	
FNGS	600	1100	650	830	550	960
P.FGS (CTC)	710	740	630	720	630	1600
BP	650	890	720	1020	700	1260
BM	730	860	660	870	650	1260
BOP1A	770	900	770	1,180	760	1,750

DUST

DUST1 Best gained by Rs. 60-80/-per kg. Below best moved up by Rs. 50-70/- per kg. CTC's appreciated by Rs. 40-60/- per kg and more towards the end. Best and below best low grown increased by Rs. 40-80/- per kg.

DUST Cleaner Secondaries and low grown firm to irregularly dearer.

	HIGH		MEDIUM		LOW	
PRIMARY DUSTS	1,150	1,850	800	960	900	1,360
SECONDARY DUSTS	800	1,120	600	730	580	860
PDUST (CTC)	900	1,160	880	1,280	1,100	1,500

TOP PRICES - SALE NO. 33 OF 22ND / 23RD AUGUST 2023

WESTERN MEDIUM			
Harangalla	BOP	1,550.00	
Uplands	BOPSp	1,480.00	
Vellai Oya	BOPF/BOPFSP	1,080.00	
Dartry Valley	BOP1	1,900.00	
Dartry Valley	FBOP/FBOP1	1,900.00	
Harangalla	FBOPF/FBOPF1	1,750.00	
Dartry Valley	FBOPF/FBOPF1	1,750.00	
Ancoombra	FBOPF/FBOPF1	1,750.00	
Orange Field	OP/OPA	1,400.00	
New Rothschild	OP1	1,700.00	@
Craighead	OP1	1,700.00	
Harangalla	PEK/PEK1	1,950.00	
Dartry Valley	PEK/PEK1	1,950.00	

WESTERN HIGH			
Ingestre	BOP	1,320.00	
Wattegodde	BOPSp	1,180.00	
Yuillefield	BOPF/BOPFSP	1,550.00	
Inverness	BOP1	1,850.00	
St Andrews	FBOP/FBOP1	1,750.00	
Bogahawatte	FBOPF/FBOPF1	1,460.00	
Venture	OP/OPA	1,200.00	
Bogahawatte	OP/OPA	1,180.00	@
Bambrakelly	OP/OPA	1,180.00	
Venture	OP1	1,440.00	
Inverness	PEK	1,700.00	
Weddemulla	PEK	1,650.00	@
Weddemulla	PEK1	1,750.00	@
Bogahawatte	PEK1	1,700.00	@

NUWARA ELIYA			
Kenmare	BOPSp	980.00	
Lovers Leap	BOPF/BOPFSP	1,140.00	
Court Lodge	FBOP/FBOP1	1,380.00	
Court Lodge	OP/OPA	940.00	
Kenmare	PEK/PEK1	1,320.00	

UDA PUSSELLAWAS			
Luckyland	BOP	1,000.00	
Luckyland	BOPSp	880.00	
Mooloya	BOPF/BOPFSP	1,200.00	
Gonapitiya	BOP1	860.00	
Gampaha	FBOP/FBOP1	1,360.00	
Alma	FBOPF/FBOPF1	1,480.00	@
Gampaha	FBOPF/FBOPF1	1,480.00	
Alma	OP/OPA	1,240.00	@
Alma	OP1	960.00	@
Gordon	OP1	960.00	
Alma	PEK	1,800.00	@
Alma	PEK1	1,750.00	@

UVA MEDIUM			
St.James	BOP	1,700.00	
Halpewatte Uva	BOPSp	1,550.00	
St.James	BOPF/BOPFSP	2,100.00	
Shawlands	BOP1	2,000.00	
Demodera 'S'	BOP1	2,000.00	
Aruna Passara	FBOP/FBOP1	1,700.00	
Halpewatte Uva	FBOP/FBOP1	1,700.00	
Halpewatta Uva	FBOPF/FBOPF1	1,550.00	
High Spring	FBOPF/FBOPF1	1,550.00	
Misty-Uva	OP/OPA	1,300.00	
Shawlands	OP1	1,900.00	
Aruna Passara	PEK/PEK1	1,850.00	
St.James	PEK/PEK1	1,850.00	
Aruna Keppetipola	PEK/PEK1	1,850.00	

UVA HIGH			
Uva Highlands	BOP	2,250.00	
Ranaya	BOPSp	1,420.00	@
Uva Highlands	BOPF/BOPFSP	2,150.00	
Glenanore	BOP1	1,900.00	
Glenanore	FBOP/FBOP1	1,750.00	
Gonamotawa	FBOP/FBOP1	1,750.00	
Ranaya	FBOP/FBOP1	1,650.00	@
Craig	FBOPF/FBOPF1	1,500.00	
Glenanore	FBOPF/FBOPF1	1,500.00	
Mount Uva	FBOPF/FBOPF1	1,480.00	@
Glenanore	FBOPF/FBOPF1	1,480.00	
Oodoowerre	FBOPF/FBOPF1	1,480.00	
Mount Uva	OP	1,220.00	@
Mount Uva	OPA	1,080.00	@
Mount Uva	OP1	1,400.00	@
Ranaya	OP1	1,160.00	@
Mount Uva	PEK	1,750.00	@
Ranaya	PEK1	1,800.00	@
Oodoowerre	PEK1	1,800.00	

UNORTHODOX HIGH			
Dunsinane CTC	PF1	1,080.00	
Dunsinane CTC	BP1	940.00	
Ulgedara CTC	BP1	920.00	@
Dunsinane CTC	BPS	1,120.00	

UNORTHODOX MEDIUM			
Rothschild CTC	PF1	1,060.00	@
New Peacock CTC	PF1	1,060.00	
Donside CTC	BP1	790.00	
Donside CTC	BPS	800.00	

UNORTHODOX LOW			
Hingalgoda CTC	PF1	1,850.00	
Kalubowitiyana CTC	PF1	1,750.00	@
Cecilayan CTC	BP1	1,120.00	

TOP PRICES - SALE NO. 33 OF 22ND / 23RD AUGUST 2023

LOW GROWN				DUSTS			
Sithaka	BOP1	3,300.00		Mattakelle	DUST1	1,850.00	
Gunawardana	OP1	3,550.00		Kalubowitiyana CTC	PD	1,500.00	
Mulatiyana Hills	OP	1,700.00	@				
Golden Garden	OP	1,650.00		PREMIUM FLOWERY			
Golden Garden	OP	1,550.00	@	Alhewana Super	FBOPFSp	4,250.00	
Galatara	OP	1,550.00		Gangani	FBOPFExSp	2,850.00	
Green Lanka	OP	1,550.00		Peak Paradise Super	FBOPFExSp1	2,900.00	
Dampahala	OP	1,550.00					
New Singhe Vally	OP	1,550.00		OFF GRADES			
Liyonta	OPA	2,200.00		Mattakelle	FGS/FGS1	1,100.00	
Rotumba	OPA	2,100.00		Hingalgoda CTC	PF	1,600.00	
A C U Super	OPA	1,650.00	@	Allen Valley	BM	1,260.00	
Liyonta	PEK	2,450.00		Kurunduwatta	BM	1,260.00	
A C U Super	PEK1	2,450.00	@	Green Lanka	BP	1,260.00	
Rajjuruwatta Super	BOP	2,400.00	@	Hidellana	BP	1,260.00	
Golden Garden	BOP	2,350.00	@	Narangala Super	BOP1A	1,750.00	
Sihara	BOP	2,350.00	@				
Stream Line	BOPSp	2,300.00					
Hidellana	BOPF	1,950.00					
Makandura	BOPFSp	2,200.00					
Peak View Super	BOPFSp	1,700.00	@				
Golden Garden	BOPFSp	1,650.00	@				
Stream Line	BOPFSp	1,650.00					
Brombil	BOPFSp	1,650.00					
Sithaka	FBOP	2,600.00					
Sithaka	FBOP1	2,300.00					
Gunawardana	FBOPF	1,900.00					
Gunawardana	FBOPF	1,850.00					
New Laksakanda	FBOPF	1,850.00					
Katanwila	FBOPF	1,850.00					
Sihara	FBOPF	1,800.00	@				
Himara	FBOPF	1,800.00	@				
Pothotuwa	FBOPF1	2,000.00					
Pothotuwa	FBOPF1	1,950.00					
Nelun Dalla	FBOPF1	1,900.00	@				
Makandura	FBOPF1	1,900.00					
Green Lanka	FBOPF1	1,900.00					
Lenama Hills	FBOPF1	1,900.00					

FUTURE SALES INFORMATION
SALE NO 34 OF 28TH / 29TH AUGUST 2023

EX-ESTATE	H/M-OFF GR & DUST	LEAFY/ SEMI LEAFY/ TIPPY/PREM & BOP1A
MC	Lanka Commodity Brokers	Asia Siyaka Commodities PLC
BC	Bartleet Produce Marketing (Pvt) Ltd	Lanka Commodity Brokers
EB	Forbes & Walker Tea Brokers (Pvt) Ltd	John Keells PLC
FW	Mercantile Produce Brokers (Pvt) Ltd	Bartleet Produce Marketing (Pvt) Ltd
JK	Asia Siyaka Commodities PLC	Eastern Brokers Ltd
CTB	John Keells PLC	Ceylon Tea Brokers PLC
LC	Eastern Brokers Ltd	Forbes & Walker Tea Brokers (Pvt) Ltd
AS	Ceylon Tea Brokers PLC	Mercantile Produce Brokers (Pvt) Ltd

Buyers Prompt: 05.09.2023

Sellers Prompt: 06.09.2023

AWAITING SALE - CATALOGUE DETAILS

	SALE OF 28TH / 29TH AUG 2023		SALE OF 05TH / 06TH SEP 2023	
	LOTS	QTY(KGS)	LOTS	QTY(KGS)
EX-ESTATE	598	660,612	621	681,477
HIGH AND MEDIUM	1,240	540,344	1,242	549,532
LOW GROWN (LEAFY)	1,742	680,201	1,696	657,954
LOW GROWN (SEMI LEAFY)	1,540	689,221	1,440	650,232
LOW GROWN (TIPPY)	1,794	880,084	1,792	890,894
OFF GRADES+BOP1A	2,091	1,115,949	2,246	1,174,213
DUSTS	424	398,619	493	473,340
PREMIUM FLOWERY	373	61,850	308	51,059
TOTAL	9,802	5,026,880	9,838	5,128,701
MAIN SALE & EX ESTATE CLOSED ON	10TH AUGUST 2023		17TH AUGUST 2023	

SALE NO. 36 – 12TH/ 13TH SEPTEMBER 2023

Ex-Estate catalogue and Main Sale catalogues are scheduled to be closed on the 24th August 2023.

SALE NO. 37 – 19TH/ 20TH SEPTEMBER 2023

Ex-Estate catalogue and Main Sale catalogues are scheduled to be closed on the 31st August 2023.

SALE NO. 38 – 25TH/ 26TH SEPTEMBER 2023

Ex-Estate catalogue and Main Sale catalogues are scheduled to be closed on the 07th September 2023.

ELEVATION WISE – STATISTICS – COLOMBO AUCTION AVERAGES

Elevation	LAST WEEK	WEEK BEFORE LAST	LAST YEAR	YEAR BEFORE
	(RS)	(RS)	(RS)	(RS)
	Sale- 14.08.2023	Sale- 08.08.2023	Corres 2022	Corres 2021
Uva High	931.49	907.07	1352.55	540.29
Western High	952.56	925.52	1519.90	570.94
CTC High	814.43	796.96	1599.59	487.85
Total High Grown	944.27	918.15	1454.80	559.81
Uva Medium	1009.46	968.94	1390.99	571.93
Western Medium	913.16	869.67	1209.82	508.43
CTC Medium	800.16	756.90	1143.07	462.22
Total Medium Grown	943.92	903.53	1264.50	529.30
Orthodox Low	1262.44	1180.82	1654.66	624.55
CTC Low	961.53	947.49	1567.04	479.98
Total Low Grown	1246.14	1167.57	1647.54	619.74
TOTAL	1132.00	1072.60	1547.55	591.95

Elevation	LAST WEEK	WEEK BEFORE LAST	LAST YEAR	YEAR BEFORE
	(\$)	(\$)	(\$)	(\$)
	Sale- 14.08.2023	Sale- 08.08.2023	Corres 2022	Corres 2021
Uva High	2.91	2.82	3.75	2.70
Western High	2.98	2.88	4.21	2.85
CTC High	2.55	2.48	4.43	2.44
Total High Grown	2.95	2.86	4.03	2.80
Uva Medium	3.15	3.01	3.85	2.86
Western Medium	2.85	2.71	3.35	2.54
CTC Medium	2.50	2.35	3.17	2.31
Total Medium Grown	2.95	2.81	3.50	2.65
Orthodox Low	3.95	3.67	4.58	3.12
CTC Low	3.00	2.95	4.34	2.40
Total Low Grown	3.89	3.63	4.56	3.10
Weekly Total (USD)	3.54	3.34	4.29	2.96
Exchange Rate (LKR)	319.98	321.50	360.92	199.98

Elevation	TODATE	TODATE	TODATE	TODATE	TODATE	TODATE
	2021	2022	2023	2021	2022	2023
	(RS)	(RS)	(RS)	(\$)	(\$)	(\$)
Uva High	553.59	994.16	992.36	2.81	3.28	3.01
Western High	600.67	979.83	1140.21	3.05	3.23	3.46
CTC High	529.56	839.97	1001.59	2.69	2.77	3.04
Total High Grown	586.63	984.58	1093.28	2.98	3.25	3.31
Uva Medium	571.29	1060.18	1029.36	2.90	3.50	3.12
Western Medium	545.77	885.26	994.81	2.77	2.92	3.02
CTC Medium	506.97	739.23	930.22	2.58	2.44	2.82
Total Medium Grown	553.44	940.39	1006.02	2.81	3.10	3.05
Orthodox Low	658.85	1262.19	1288.51	3.35	4.16	3.91
CTC Low	509.11	876.92	958.90	2.59	2.89	2.91
Total Low Grown	650.30	1236.19	1270.39	3.30	4.08	3.85
TOTAL	620.04	1132.97	1188.22	3.15	3.74	3.60

Cumulative Sale Averages – 1 USD= Rs. (Monthly Weighted Average) **196.83** **303.22** **329.91**

(Source: MSL/ CBSL)

WORLD TEA PRODUCTION (IN MILLION KILOS)

Country	Month	Month		To-date		Diff (+/-)
		2022	2023	2022	2023	2022 vs 2023
Sri Lanka	Jul	19.9	21.4	153.2	155.8	2.6
Bangladesh	Jun	12.59	10.72	27.06	26.44	-0.62
Kenya	Jun	43.45	48.12	271.3	273.64	2.34
North India	Jun	119.3	109.7	347.1	344	-3.1
South India	Jun	23.9	28.2	119.6	113.7	-5.9
Malawi	May	4.53	3.89	30.51	28.89	-1.62

(Source: Africa Tea Brokers/National Brokers Ltd)

MOMBASA AUCTION OF 21ST/22ND AND 23RD AUGUST 2023

There was good general demand for the 223,460 packages (14,932,296.00 kilos) on offer at irregular levels following quality with 39.53% remaining unsold.

Kazakhstan and other CIS states showed strong interest with maintained enquiry from Pakistan Packers and Afghanistan. Bazaar lent good but selective support with UK active while Egyptian Packers maintained activity but at lower levels. Yemen, other Middle Eastern countries, and Russia showed reduced interest while Sudan and Iran were absent. Local Packers lent less support with Somalia active at the lower end of the market.

BP1 -Best – Were very irregular ranging between firm to USC173 dearer to easier by up to USC142. Brighter – Varied between steady to USC82 dearer to easier by up to USC30. Mediums – KTDA mediums were firm at reserve price, where sold while plantation mediums ranged between USC15 dearer to easier by up to USC47. Lower Medium – Saw irregular enquiry varying between firm to USC11 above last levels to easier by up to USC18. Plainer – Were steady to USC11 dearer to easier by up to USC7 with select teas shedding USC22.

PF1 - Best – Were mostly dearer by up to USC42 but some lines lost up to USC13. Brighter – Steady to USC16 above last prices but select teas shed USC22. Mediums – KTDA mediums were irregular ranging between firm to USC10 dearer to easier by up to USC6 while plantation mediums were steady to USC7 dearer. Lower Medium – Varied between USC10 dearer to easier by USC18. Plainer – Lost up to USC25.

PDUST - Best – Firm to USC22 above last levels. Brighter – Were steady to easier by up to USC14 with select lines shedding USC26 but a few invoices advanced by up to USC4. Mediums – KTDA mediums ranged between firm to USC8 dearer to easier by a similar margin with plantation mediums varying between USC9 dearer to USC12 below last prices. Lower Medium – Were irregularly easier by up to USC28. Plainer – Lost up to USC26.

DUST1 - Best – Appreciated by up to USC18. Brighter – Irregular varying between firm to USC9 dearer to easier by up to USC11. Mediums – KTDA mediums were irregular with some invoices steady to USC9 dearer while others lost up to USC12; plantation mediums varied between USC8 above previous rates to USC13 easier. Lower Medium – Shed up to USC13 but a few selected lines appreciated by USC17. Plainer – Were steady to easier by up to USC25.

SECONDARY GRADES (S1) - In the Secondary Catalogues, BPs eased with PFs steady. Clean well sorted coloury Fannings were firm with similar DUSTs irregular but on balance dearer. Other Fannings were easier while DUSTs were about firm. BMFs were well absorbed.

(Courtesy - Africa Tea Brokers Limited)

GUWAHATI AUCTION 22ND AUGUST 2023

Fair demand at steady to easier rates following quality (ATB running at 70%). HUL / TCPL / Western India / Internal operating. Exporters are selective.

(Courtesy - Associated Brokers Pvt Ltd, Guwahati)

BANGLADESH AUCTION OF 21ST AUGUST 2023

CTC LEAF: 62,068 packages of teas on offer met with less demand with prices easing further.

BROKENS: All Broken grades met with less demand and prices eased further in line with quality. There were heavy withdrawals. BLF teas met with fair interest but there were heavy withdrawals.

FANNINGS: There were only a few bright Fannings which were well supported at much easier rates often dropping by Tk.5/- and more. All other varieties met with only a fair demand and prices eased further with more withdrawals. BLF teas met with fair interest but there were heavy withdrawals.

CTC DUST: 14,025 packages of teas on offer met with fair demand. Good liquoring Dusts were irregular and sold at easier levels. Mediums were also easier by Tk.5/- to Tk.10/- closely following quality. Plain and BLF Dusts met with a limited demand and again saw heavy withdrawals. Blenders lent good support with fair interest from the Loose tea buyers.

COMMENTS: Offerings were the highest so far this season and in the face of reduced competition, price declined further with many more withdrawals. Blenders were operating in fair strength but were holding lower limits. Loose tea buyers lent some support. Dusts were an easier market.

(Courtesy - National Brokers Limited)

KOLKATA AUCTION OF 22ND/23RD AND 24TH AUGUST 2023

Good demand. Better Assams selling around last levels. Remaining Assams are irregular and easier. Buying Pattern: W I - Operating. HUL - Operating. TCPL - Operating. Exporters - Fair enquiry. Based on PAR's (1st session) Catalogue.

(Courtesy - Associated Brokers Pvt Ltd, Kolkata)

MALAWI AUCTION OF 23RD AUGUST 2023

Less demand continued this week at firm rates for the small quantity on offer of 2120 packages.

BP1 -N/A

PF1 - Firm to 1USC up on last where sold.

PF1SC /PD - neglected.

D1 - N/A

Secondaries - Few on offer were firm on last.

(Courtesy - Tea Brokers Central Africa Limited)

JAKARTA AUCTION

The above market report details were not available at the time of printing this publication.

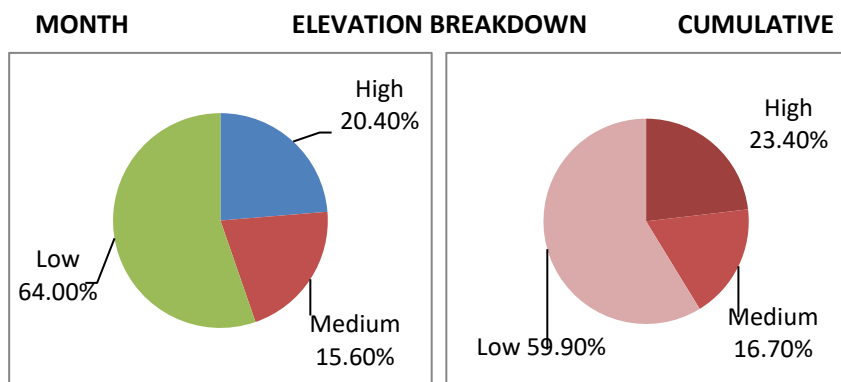
TEA PRODUCTION STATISTICS - JULY 2023

We give below production figures for the month of July 2023, together with the corresponding figures of 2022 (Kgs)

	2023		2022		DIFFERENT FROM LAST YEAR +/-	
	JULY	TODATE	JULY	TODATE	MONTH	CUMULATIVE
ORTHODOX						
High Grown	3,856,665.00	32,568,495.00	3,679,098.00	31,841,462.00	177,567.00	727,033.00
Medium Grown	2,753,202.00	20,671,794.00	2,491,240.00	20,636,591.00	261,962.00	35,203.00
Low Grown	12,861,871.00	87,353,626.00	11,876,927.00	86,216,013.00	984,944.00	1,137,613.00
Total	19,471,738.00	140,593,915.00	18,047,265.00	138,694,066.00	1,424,473.00	1,899,849.00
CTC						
High Grown	433,712.00	3,296,776.00	366,207.00	3,191,171.00	67,505.00	105,605.00
Medium Grown	513,200.00	4,634,562.00	326,651.00	3,954,327.00	186,549.00	680,235.00
Low Grown	816,183.00	5,960,219.00	1,000,594.00	6,206,587.00	-184,411.00	-246,368.00
Total	1,763,095.00	13,891,557.00	1,693,452.00	13,352,085.00	69,643.00	539,472.00
TOTAL BLACK TEA PRODUCTION						
High Grown	4,290,377.00	35,865,271.00	4,045,305.00	35,032,633.00	245,072.00	832,638.00
Medium Grown	3,266,402.00	25,306,356.00	2,817,891.00	24,590,918.00	448,511.00	715,438.00
Low Grown	13,678,054.00	93,313,845.00	12,877,521.00	92,422,600.00	800,533.00	891,245.00
Total	21,234,833.00	154,485,472.00	19,740,717.00	152,046,151.00	1,494,116.00	2,439,321.00
GREEN TEA						
High Grown	69,163.00	650,024.00	42,694.00	505,645.00	26,469.00	144,379.00
Medium Grown	69,770.00	679,338.00	77,472.00	479,437.00	-7,702.00	199,901.00
Low Grown	1,374.00	5,565.00	0.00	1,992.00	1,374.00	3,573.00
Total	140,307.00	1,334,927.00	120,166.00	987,074.00	20,141.00	347,853.00
TOTAL TEA PRODUCTION						
High Grown	4,359,540.00	36,515,295.00	4,087,999.00	35,538,278.00	271,541.00	977,017.00
Medium Grown	3,336,172.00	25,985,694.00	2,895,363.00	25,070,355.00	440,809.00	915,339.00
Low Grown	13,679,428.00	93,319,410.00	12,877,521.00	92,424,592.00	801,907.00	894,818.00
Total	21,375,140.00	155,820,399.00	19,860,883.00	153,033,225.00	1,514,257.00	2,787,174.00

ANALYSIS OF TEA PRODUCTION %

	Month	Cumulative
High Grown	20.40	23.40
Medium Grown	15.60	16.70
Low Grown	64.00	59.90
Total	100.00	100.00



CTC PRODUCTION AS A PERCENTAGE OF BLACK TEA PRODUCTION

Month	8.3
Cumulative	9.0

(Source: SLTB)