



**Ceylon Tea
Brokers**

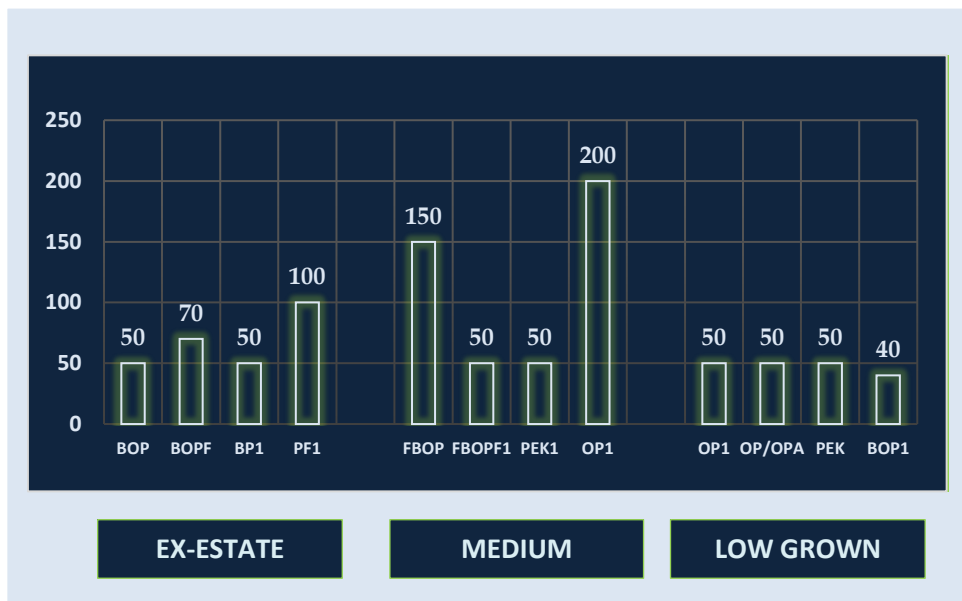


MARKET SNAPSHOT

SALE NO. 32 OF 14TH / 15TH AUGUST 2023

CEYLON TEA BROKERS PLC
Level 7, Millenium House, No.46/58, Nawam Mawatha, Colombo 2
Tel: 011-460777 Fax: 011-4607788
Email: general@ceylontebrokers.com
Web: www.ceylontebrokers.com

Ex-Estate met with improved demand whilst good demand prevailed for Low Grown.



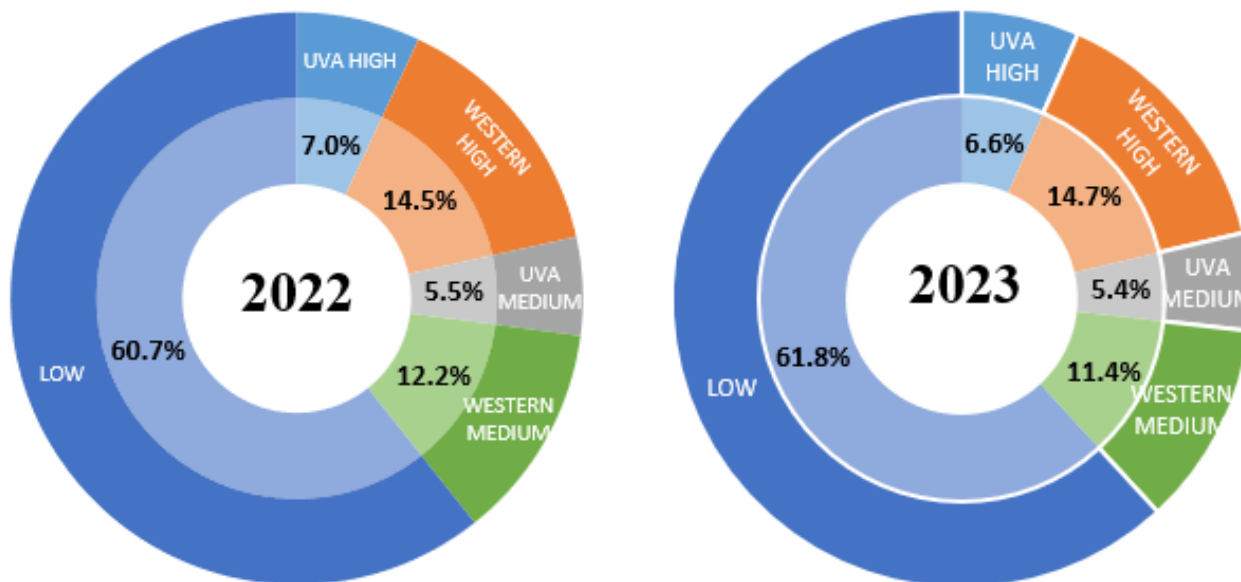
Currency - 15th August
LKR/USD 314.72

August (02nd Sale)
Rs. 1,047.49
USD \$ 3.26

Elevation Average

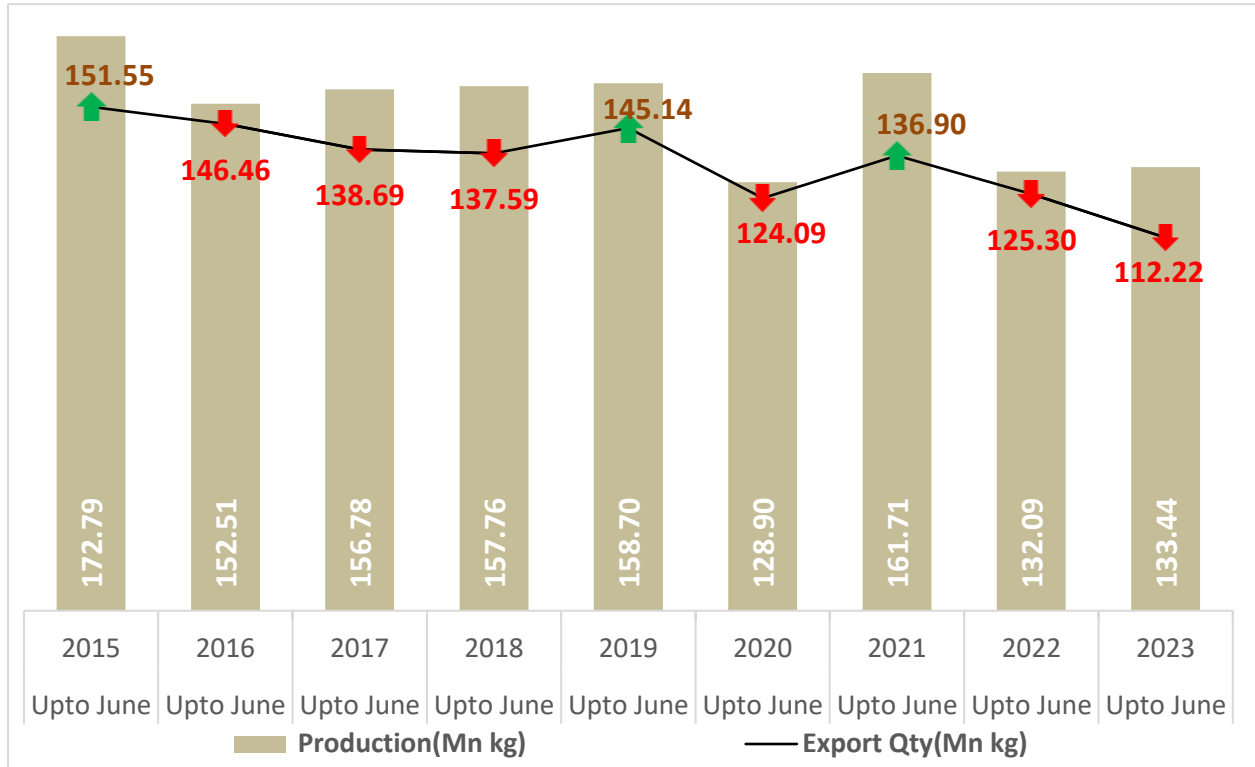
ELV	RS	USD
High	903.12	\$ 2.81
Medium	895.97	\$ 2.79
Low	1,136.93	\$ 3.54

**COMPOSITION OF ELEVATION WISE SRI LANKA TEA SOLD QUANTITY
YTD JULY - 2023 VS 2022**



Source: MSL

**YEARLY SRI LANKAN TEA PRODUCTION VS EXPORTS QUANTITY (IN MN KG)
YTD JUNE 2015-2023**



Source: SLTB, SL Customs - Statistical Division/CBSL

MARKET MOVEMENT AT INTERNATIONAL AUCTION CENTERS THIS WEEK



Bangladesh



Kenya, India and Indonesia market report details were not available at the time of printing this publication.

COMMENTS

Sale	Ex-Estate		Low Grown (Leafy/Tippy)		Total	
	Qty	Demand	Qty	Demand	Qty	Demand
32	0.7 MKgs	Improved	2.3 Mkgs	Good	5.7 Mkgs	Good

WESTERN				
	SELECT BEST	BEST	BELOW BEST	PLAINER
BOP	↑50/-	Firm	↑100/-	↑20/-
BOPF	↑50/-	Firm	↑100/-	Firm

	NUWARA ELIYA	UDA PUSSELLAWA	UVA
BOP	Irregular	↑30/-	Firm
BOPF	↓100/-	↑30/-	Firm

	HIGH	MEDIUM	LOW
BP1	↑50/-	↑50/-	Firm
PF1	↑50/-	↓20/-	↑100/-

HIGH & MEDIUM				
	SELECT BEST	BEST	BELOW BEST	OTHERS
BOP1	↑150/-	↑100/-	↑100/-	↑50/-
OP1	↑200/-	↑100/-	↑100/-	↑50/-
FBOP	↑200/-	↑100/-	↑100/-	↑50/-
FBOPF1	↑100/-	↑50/-	↑50/-	↑50/-
PEK	↑50/-	↑50/-	↑50/-	↑50/-
PEK1	↑50/-	↑50/-	↑100/-	↑100/-
OP/OPA	↑50/-	Firm	Firm	↑20/-

LEAFY / SEMI LEAFY				
	SELECT BEST	BEST	BELOW BEST	OTHERS
OP1	Firm	Firm	↑60/-	↑60/-
BOP1	↑40/-	↑40/-	↑50/-	↑50/-
OP/OPA			↑50/-	
PEK			↑50/-	
PEK1			↑60/-	

SMALL LEAF / TIPPY				
FBOP	Firm	↑20/-	↑10/-	↑20/-
FBOP1	↑20/-	↑10/-	Firm	Firm
FBOPF1	↑100/-	↑40/-	↑20/-	↑20/-

PREMIUM FLOWERY		
	FBOPFEXSP	FBOPFSP
Select Best	Firm	↓50/-
Best	↑50-100/-	Firm
Below Best	↑50/-	↑40/-
Others	Firm	Firm



Crude Oil

As at 15th August 2023 – USD 85.70

Sri Lanka Tea Exports - Total quantity of tea exported for the month of July 2023 including Re-Exports with imported Tea amounted to 22.77 Mn/kg, recording an increase of 0.01 Mn/kg (0.06%) compared to the same period last year. The FOB price per Kg for the month was LKR 1,615.31 vis-à-vis LKR 1,863.74 (LKR -248.43). Total export earnings recorded a decrease of -LKR 5.63 billion (-13.27%) in 2023 as against the same month last year.

(Please refer page No.14-16 for more details)

CURRENCY BOARD – AS AT 15TH AUGUST 2023

	United States Dollars (USD)		European Community Euro (EUR)		United Kingdom pounds (GBP)	
	Corresponding		Corresponding		Corresponding	
	2023	2022	2023	2022	2023	2022
Sri Lankan Rupee	314.72	357.29	342.25	364.32	398.28	430.87

(Courtesy - Central Bank of Sri Lanka)

Indian Rupee	83.10	79.36	90.78	81.39	105.37	96.27
Kenyan Shilling	142.60	118.55	155.78	121.57	180.83	143.81
Bangladesh Taka	108.47	93.23	118.50	95.60	137.55	113.09
Indonesian Rupiah	15,309.20	14,639.70	16,724.30	15,013.20	19,413.10	17,759.00
Malawi Kwacha	1,068.82	1,006.52	1,167.62	1,032.20	1,355.34	1,220.98
Vietnam Dong	23,800.70	23,393.50	26,000.80	23,990.30	30,181.00	28,377.90

(Courtesy - Oanda Corporation)

SRI LANKA RUPEE AGAINST US DOLLAR

TIME PERIOD 10/08/2023 TO 15/08/2023 (SPOT / BUYING RATE)

10/08/2023	313.61	14/08/2023	313.99
11/08/2023	313.78	15/08/2023	314.72

(Courtesy - Central bank of Sri Lanka)

QUANTITY SOLD DURING THE PERIOD 07TH- 12TH AUGUST 2023

	2023		2022	
	WEEKLY	TODATE	WEEKLY	TODATE
PRIVATE SALES	116,786.50	3,139,274.96	59,826.50	2,697,015.58
PUBLIC AUCTION	5,247,185.00	153,536,758.50	4,769,988.00	156,532,628.00
FORWARD CONTRACTS	30,500.00	1,831,008.00	10,000.00	1,131,240.00
DIRECT SALES	-	-	-	-
TOTAL	5,394,471.50	158,507,041.46	4,839,814.50	160,360,883.58
BMF EXCLUDED FROM PRIVATE SALE	36,000.00	1,564,908.00	124,308.00	4,413,934.00

TEA
TECH
TIPS



Especially, in stylish leafy grades, keep refining operations to a minimum. Too much resifting will 'grey' the teas and reduce attractiveness and value.

CROP AND WEATHER (FOR THE PERIOD 08TH – 14TH AUGUST 2023)





























The Western planting districts experienced sunny conditions whilst the Nuwara Eliya's reported bright morning followed by scattered evening showers. The department of meteorology forecasts occasional showers in both regions.

The Uva/Udapussellawa's reported sunny mornings followed by occasional light evening showers. Evening showers are to be expected in both districts.

The Low grown reported bright weather throughout. Scattered showers are to be expected in the Ruhuna and Sabaragamuwa districts.

All districts reported a decline in their crop intakes except for the Nuwara Eliya's which maintained.

WEATHER FORECAST (FOR THE PERIOD 17TH TO 23RD AUGUST 2023)

	Thu (17/08)	Fri (18/08)	Sat (19/08)	Sun (20/08)	Mon (21/08)	Tue (22/08)	Wed (23/08)
Galle	32°/25°C 	32°/23°C 	32°/25°C 	32°/25°C 	32°/24°C 	32°/24°C 	33°/24°C 
Matara	34°/24°C 	32°/23°C 	32°/23°C 	32°/23°C 	32°/23°C 	32°/23°C 	32°/23°C 
Ratnapura	34°/22°C 	34°/20°C 	34°/20°C 	34°/20°C 	34°/21°C 	34°/21°C 	34°/20°C 
Hatton/ Talawakelle	28°/15°C 	28°/16°C 	29°/15°C 	29°/15°C 	29°/16°C 	29°/16°C 	29°/16°C 

ORDER OF SALE THIS WEEK

EX EST	H/M-OFF GR & DUST	LEAFY/ SEMI LEAFY/ TIPPY/PREM & BOP1A
LC	Mercantile Produce Brokers (Pvt) Ltd	Forbes & Walker Tea Brokers (Pvt) Ltd
AS	Forbes & Walker Tea Brokers (Pvt) Ltd	Mercantile Produce Brokers (Pvt) Ltd
MC	Bartleet Produce Marketing (Pvt) Ltd	Eastern Brokers Ltd
BC	Lanka Commodity Brokers	Asia Siyaka Commodities PLC
EB	Ceylon Tea Brokers PLC	Lanka Commodity Brokers
FW	Eastern Brokers Ltd	John Keells PLC
JK	John Keells PLC	Bartleet Produce Marketing (Pvt) Ltd
CTB	Asia Siyaka Commodities PLC	Ceylon Tea Brokers PLC

CATALOGUE	LOTS	QTY (KGS)
EX-ESTATE	708	780,220
HIGH AND MEDIUM	1,448	658,687
LOW GROWN (LEAFY)	2,026	825,151
LOW GROWN (SEMI LEAFY)	1,502	675,477
LOW GROWN (TIPPY)	1,764	856,766
OFF GRADES + BOP1A	2,484	1,328,624
DUSTS	547	556,375
PREMIUM FLOWERY	343	56,080
TOTAL	10,822	5,737,380

HIGH GROWN TEAS

BOP Best Western's were firm to dearer by Rs.50/- per kg. Below best gained further. Plainer types were irregular. Nuwara Eliya's sold lower to last. Uda Pussellawa's were firm to Rs.30/- per kg dearer. Uva Seasonal teas continued to sell well. Balance were firm.

BOPF Best Western's better teas gained up to Rs.100/- per kg. Others sold around last. Below best were irregularly dearer. Plainer types gained up to Rs.50/- per kg. Nuwara Eliya's were mostly unsold. Uda Pussellawa's clean leaf types gained up to Rs.50/- per kg. Others gained to a lesser extent. Uva's seasonal teas continued to attract prices. Others sold around last week levels.

MEDIUM GROWN TEAS

BOP1/OP1 **BOP1** - Select best gained by Rs. 150/- per kg. Best and below best were dearer by Rs. 100/- per kg whilst others appreciated by Rs. 50/- per kg.

OP1 - Select best moved up by Rs. 200/- per kg. Best and below best gained by Rs. 100/- per kg whilst others increased by Rs. 50/- per kg.

OP/OPA Select best gained by Rs. 50/- per kg. Best and below best were firm. Others dearer by Rs. 20/- per kg.

PEKOE/PEKOE1 **PEK** - Overall, dearer by Rs. 50/- per kg.
PEK1 - Select best and best gained by Rs. 50/- per kg whilst others dearer by Rs. 100/- per kg.

FBOP/FBOPF1 **FBOP** - Select best were dearer by Rs. 200/- per kg whilst best and below best gained by Rs. 100/- per kg. Others appreciated by Rs. 50/- per kg.
FBOPF1 - Select best appreciated by Rs. 100/- per kg whilst all others gained by Rs. 50/- per kg.

CTC

HIGH GROWN **BP1** – Gained by Rs.50/- per kg.
PF1 – Dearer by Rs.50/- per kg.

MEDIUM GROWN **BP1** – Moved up by Rs.50/- per kg.
PF1 – Lower by Rs.20/- per kg.

LOW GROWN **BP1** – Firm.
PF1 – Appreciated by Rs.100/- per kg.

QUOTATIONS-HIGH GROWNS	BOP		BOPF	
BEST WESTERNS	1,100	1,280	1,160	1,300
BELOW BEST WESTERNS	1,000	1,080	880	1,120
PLAINER WESTERNS	800	940	790	870
NUWARA ELIYAS	1,020	1,300	1,150	1,200
UDAPUSSELLAWAS	650	920	680	920
BEST UVAS	900	2,750	1,000	2,300
OTHER UVAS	760	890	750	920
GOOD MEDIUMS	1,100	2,000	N/A	
POOR MEDIUMS	700	1,050	700	790
QUOTATIONS – UNORTHODOX	BP1		PF1	
(CTC) CTC (High & Medium)	730	880	700	1,040
CTC (Low)	800	880	1,420	1,800

LOW GROWN

BOP1	Select best were selectively dearer whilst best and below best were firm. Poorer sorts held firm.
OP1	In general, firm to dearer.
OP	Overall, maintained.
OPA	Followed a similar trend to their OP counterparts.
PEKOE/PEKOE1	Select best together with full range of bold PEK's were firm. Select best PEK1's maintained. Best and below best together with the poorer sorts firm to dearer.
FBOP/FBOP1	Select best and best were firm, whilst all others were dearer.
BOP	All-round dearer
BOPF	All-round firm market.
FBOPF/FBOPF1	All round FBOPF1s were dearer. Better FBOPF's were dearer whilst others held firm.

QUOTATIONS	SELECT BEST	BEST	BELOW BEST	OTHER
BOP1	1,900-3,050	1,750-1850	1,100-1,650	900-1,050
OP1	2,700-3,400	1,700-2,600	1,200-1,600	800-1,100
OP	1,300-1,550	1,200-1,300	1,050-1,200	800-1,050
OPA	1,250-2,250	1,100-1,200	1,000-1,100	800-1,000
PEKOE	1,800-2,300	1,550-1,750	1,200-1,500	800-1,150
PEKOE1	1,800-2,250	1,550-1,750	1,200-1,500	800-1,150
FBOP1	1,400- 1,850	920-1,200	700-860	Below 650
FBOP	1,800-2,450	1,200-1,650	900-1,100	Below 850
BOP	1,500-2,400	1,200-1,450	900-1,100	Below 880
BOPF	940-1,550	850-920	750-820	Below 720
FBOPF1	1,500-1,900	1,200-1,400	900-1,100	Below 820
FBOPF	1,200-2,000	780-980	680-750	Below 600
FFSP/FFEXSP/FFEXSP1	3,200-3,750	1,700- 2,800	1,100-1,500	Below 1,050

OFF GRADES

FGS/FGS1 High grown varieties were firm. Medium and Low Grown maintained. Best CTC's gained by Rs.40-60/- per kg whilst Below best and bottom eased by Rs.10-20/- per kg.

BM/BP **BM** – Best varieties advanced by Rs.20-30/- per kg. Below best and bottom increased by Rs.10-20/- per kg and more towards the closure.

BP – Best varieties remained unchanged. Below best and bottom were dearer by Rs.20-30/- per kg.

BOP1A Select best appreciated by Rs. 40-60/- per kg. Below best gained by Rs. 20-30/- per kg, whilst teas at the lower end appreciated by Rs. 30-50/- per kg.

	HIGH		MEDIUM		LOW	
FNGS	600	890	560	820	530	870
P.FGS (CTC)	700	730	670	710	630	1,480
BP	620	890	600	1,220	690	1,080
BM	660	810	690	830	650	1,280
BOP1A	730	880	720	1,140	720	1,550

DUST

DUST1 Best appreciated by Rs.80-100/- per kg. Below best gained by Rs.30-60/- per kg. CTC's were irregularly dearer. Best low grown gained by Rs. 30-40/- per kg. Below best Low grown were firm.

DUST Cleaner Secondaries and low grown appreciated by Rs.30-60/- per kg.

	HIGH		MEDIUM		LOW	
PRIMARY DUSTS	1,150	1,650	740	860	860	1,100
SECONDARY DUSTS	750	1,000	600	730	580	850
PDUST (CTC)	860	1,080	790	1,020	1,020	1,380

TOP PRICES - SALE NO. 32 OF 14TH/ 15TH AUGUST 2023

WESTERN MEDIUM			
Hatale	BOP	1,600.00	
Uplands	BOPSp	1,400.00	
Nayapane	BOPF/BOPFSp	1,240.00	
Harangalla	BOP1	1,900.00	
Ancoombra	FBOP/FBOP1	2,000.00	
Hatale	FBOP/FBOP1	2,000.00	
Dartry Valley	FBOP/FBOP1	2,000.00	
Harangalla	FBOPF/FBOPF1	1,850.00	
Dartry Valley	OP/OPA	1,800.00	
New Rothschild	OP1	1,800.00	@
New Rothschild	OP1	1,550.00	@
Dartry Valley	OP1	1,550.00	
Harangalla	PEK/PEK1	1,950.00	
WESTERN HIGH			
Great Western	BOP	1,280.00	
Great Western	BOPSp	1,200.00	
Robgill	BOPF/BOPFSP	1,300.00	
Karagastalawa	BOP1	820.00	
Kirkoswald	FBOP/FBOP1	1,750.00	
Glenloch	FBOPF/FBOPF1	1,500.00	
St Andrews	OP/OPA	1,200.00	
Inverness	OP1	1,500.00	
Bogahawatte	PEK	1,750.00	@
Frotoft Super	PEK1	1,700.00	@
Glenloch	PEK1	1,700.00	
Torrington	PEK1	1,700.00	
NUWARA ELIYA			
Mahagastotte	BOP	1,300.00	
Kenmare	BOPSp	730.00	
Court Lodge	FBOP/FBOP1	1,260.00	
Court Lodge	OP/OPA	920.00	
Kenmare	PEK/PEK1	980.00	
UDA PUSSELLAWAS			
Mooloya	BOP	920.00	
Kirklees	BOPSp	820.00	
Mooloya	BOPF/BOPFSP	920.00	
Gampaha	BOP1	1,480.00	
Alma	FBOP/FBOP1	1,800.00	@
Alma	FBOPF/FBOPF1	1,480.00	@
Alma	OP	1,180.00	@
Alma	OPA	1,180.00	@
Alma	OP1	1,180.00	@
Alma	PEK	1,750.00	@
Alma	PEK1	1,800.00	@

UVA MEDIUM			
St.James	BOP	2,000.00	
Demodera 'S'	BOPSp	1,420.00	
Halpewatte Uva	BOPSp	1,420.00	
St.James	BOPF/BOPFSP	1,900.00	
Halpewatte Uva	BOP1	1,900.00	
Adawatte	BOP1	1,900.00	
Aruna Passara	FBOP/FBOP1	1,900.00	
Gonakelle	FBOPF/FBOPF1	1,550.00	
Shawlands	FBOPF/FBOPF1	1,550.00	
Halpewatta Uva	FBOPF/FBOPF1	1,550.00	
Aruna Passara	OP/OPA	1,240.00	
Demodera 'S'	OP1	1,500.00	
Uva Samovar	OP1	1,420.00	@
Tinioya	OP1	1,420.00	
St.James	PEK/PEK1	2,000.00	
UVA HIGH			
Uva Highlands	BOP	2,750.00	
Ranaya	BOPSp	1,460.00	@
Uva Highlands	BOPF/BOPFSP	2,300.00	
Craig	BOP1	1,650.00	
Gonamotawa	FBOP/FBOP1	1,850.00	
Mount Uva	FBOP/FBOP1	1,800.00	@
Oodoowerre	FBOPF/FBOPF1	1,550.00	
Ranaya	FBOPF/FBOPF1	1,500.00	@
Craig	FBOPF/FBOPF1	1,500.00	
Glenanore	FBOPF/FBOPF1	1,500.00	
Glenanore	OP/OPA	1,220.00	
Mount Uva	OP1	1,460.00	@
Mount Uva	PEK	1,750.00	@
Uva Highlands	PEK1	2,000.00	
Ranaya	PEK1	1,750.00	@
Glenanore	PEK1	1,750.00	
UNORTHODOX HIGH			
Dunsinane CTC	PF1	1,040.00	
Mount Vernon CTC	BP1	880.00	
Dunsinane CTC	BP1	880.00	
Dunsinane CTC	BPS	870.00	
UNORTHODOX MEDIUM			
New Peacock CTC	PF1	980.00	
Strathdon CTC	BP1	880.00	
Donside CTC	BPS	740.00	
UNORTHODOX LOW			
Hingalgoda CTC	PF1	1,800.00	
Kalubowitiyana CTC	PF1	1,750.00	@
Ceciliyan CTC	PF1	1,750.00	
Ceciliyan CTC	BP1	880.00	

TOP PRICES - SALE NO. 32 OF 14TH/ 15TH AUGUST 2023

LOW GROWN				LOW GROWN (CONT...)			
Sithaka	BOP1	3,050.00		Sithaka	FBOPF1	1,850.00	
Pothotuwa	OP1	3,400.00		Stream Line	FBOPF1	1,850.00	
Sithaka	OP1	3,400.00					
Galaboda Group	OP	1,550.00		DUSTS			
Golden Garden	OP	1,500.00	@	Mattakelle	DUST1	1,650.00	
Haritha	OP	1,500.00		Great Western	DUST1	1,650.00	
Green Lanka	OP	1,500.00		Ceciliyan CTC	PD	1,380.00	
Berubeula	OP	1,500.00		Hingalgoda CTC	PD	1,380.00	
New Deniyaya	OP	1,500.00					
Liyonta	OPA	2,250.00		PREMIUM FLOWERY			
Golden Garden	PEK	2,300.00		Baddegama	FBOPFSp	3,750.00	
Lumbini	PEK	2,300.00		Lions	FBOPFExSp	3,650.00	
Liyonta	PEK	2,300.00		Peak Paradise Super	FBOPFExSp1	3,450.00	
Galatara	PEK1	2,250.00		Lions	FBOPFExSp1	3,250.00	@
Makandura	PEK1	2,250.00					
A C U Super	PEK1	2,200.00	@	OFF GRADES			
Nilrich	PEK1	2,200.00	@	Court Lodge	FGS/FGS1	890.00	
Mulatiyana Hills	PEK1	2,200.00	@	Hingalgoda CTC	PF	1,480.00	
Galatara	PEK1	2,200.00		Kurunduwatta	BM	1,280.00	
Lions	PEK1	2,150.00	@	New Rothschild	BP	1,220.00	@
Golden Garden	PEK1	2,150.00		Allen Valley	BP	1,080.00	
Thundola Ella	PEK1	2,150.00		Nilgiri	BP	1,020.00	@
New Batuwangala	PEK1	2,150.00		Liyonta	BOP1A	1,550.00	
Sisiramba Super	PEK1	2,150.00					
Pothotuwa	PEK1	2,150.00					
Arbour Valley	PEK1	2,150.00					
Ihalapanapitiya	PEK1	2,150.00					
Andaradeniya Super	PEK1	2,150.00					
Selna	PEK1	2,150.00					
Hidellana	BOP	2,450.00					
Wathurawila	BOP	2,100.00	@				
Stream Line	BOPSp	1,900.00					
Pothotuwa	BOPF	1,550.00					
Stream Line	BOPFSp	1,700.00					
Golden Garden	BOPFSp	1,600.00	@				
Athukorala Group Super	BOPFSp	1,600.00					
Pothotuwa	FBOP	2,350.00					
Mulatiyana Hills	FBOP	2,300.00	@				
Sithaka	FBOP1	1,850.00					
Sihara	FBOPF	2,000.00	@				
Berubeula	FBOPF1	1,900.00					
New J.S.P	FBOPF1	1,850.00	@				
A C U Super	FBOPF1	1,850.00	@				
Nelun Dalla	FBOPF1	1,850.00	@				
Allen Valley	FBOPF1	1,850.00					
Lumbini	FBOPF1	1,850.00					
Wattahena	FBOPF1	1,850.00					
Ranmeer	FBOPF1	1,850.00					
Hidellana	FBOPF1	1,850.00					

FUTURE SALES INFORMATION
SALE NO 33 OF 22ND / 23RD AUGUST 2023

EX-ESTATE H/M-OFF GR & DUST		LEAFY/ SEMI LEAFY/ TIPPY/PREM & BOP1A
AS	Ceylon Tea Brokers PLC	Mercantile Produce Brokers (Pvt) Ltd
MC	Lanka Commodity Brokers	Asia Siyaka Commodities PLC
BC	Bartleet Produce Marketing (Pvt) Ltd	Lanka Commodity Brokers
EB	Forbes & Walker Tea Brokers (Pvt) Ltd	Eastern Brokers Ltd
FW	Mercantile Produce Brokers (Pvt) Ltd	John Keells PLC
JK	Asia Siyaka Commodities PLC	Bartleet Produce Marketing (Pvt) Ltd
CTB	John Keells PLC	Ceylon Tea Brokers PLC
LC	Eastern Brokers Ltd	Forbes & Walker Tea Brokers (Pvt) Ltd

Buyers Prompt: 29.08.2023

Sellers Prompt: 31.08.2023

AWAITING SALE - CATALOGUE DETAILS

	SALE OF 22ND / 23RD AUG 2023		SALE OF 28TH / 29TH AUG 2023	
	LOTS	QTY(KGS)	LOTS	QTY(KGS)
EX-ESTATE	673	740,332	598	660,612
HIGH AND MEDIUM	1,317	576,880	1,240	540,344
LOW GROWN (LEAFY)	1,888	751,512	1,742	680,201
LOW GROWN (SEMI LEAFY)	1,486	660,921	1,540	689,221
LOW GROWN (TIPPY)	1,801	876,376	1,794	880,084
OFF GRADES+BOP1A	2,268	1,231,705	2,091	1,115,949
DUSTS	508	508,050	424	398,619
PREMIUM FLOWERY	315	50,964	373	61,850
TOTAL	10,256	5,396,740	9,802	5,026,880
MAIN SALE & EX ESTATE CLOSED ON	03RD AUGUST 2023		10TH AUGUST 2023	

SALE NO. 35 – 05TH/ 06TH SEPTEMBER 2023

Ex-Estate catalogue and Main Sale catalogues are scheduled to be closed on the 17th August 2023.

SALE NO. 36 – 12TH/ 13TH SEPTEMBER 2023

Ex-Estate catalogue and Main Sale catalogues are scheduled to be closed on the 24th August 2023.

SALE NO. 37 – 19TH/ 20TH SEPTEMBER 2023

Ex-Estate catalogue and Main Sale catalogues are scheduled to be closed on the 31st August 2023.

WORLD TEA PRODUCTION (IN MILLION KILOS)

Country	Month	Month		To-date		Diff (+/-)
		2022	2023	2022	2023	2022 vs 2023
Sri Lanka	Jun	20.1	22.9	133.2	134.4	1.2
Bangladesh	Jun	12.59	10.72	27.06	26.44	-0.62
Kenya	Jun	43.45	48.12	271.3	273.64	2.34
North India	Jun	119.3	109.7	347.1	344	-3.1
South India	Jun	23.9	28.2	119.6	113.7	-5.9
Malawi	May	4.53	3.89	30.51	28.89	-1.62

(Source: Africa Tea Brokers/National Brokers Ltd)

BANGLADESH AUCTION OF 14TH AUGUST 2023

CTC LEAF: 58,443 packages of Current Season teas on offer met with a fair demand but again at easier rates.

BROKENS: Brokens particularly BOPs witnessed less demand and were easier by Tk.5/- to Tk.10/-. There were fair withdrawals. BLF teas met with some interest but there were heavy withdrawals.

FANNINGS: A few bright Fannings witnessed a fairly good demand and were about steady but all others declined following quality by Tk.4/- to Tk.7/-. There were again some withdrawals. BLF teas met with some interest but there were heavy withdrawals.

CTC DUST: 13,428 packages of Current Season teas on offer met with good demand. Good liquoring Dusts were a good market and sold well. Others met with a fair demand and sold Tk. 5/- to Tk.8/- less over last. BLF Dusts met with fair demand at easier rates with some withdrawals.

COMMENTS: Offerings continued to be heavy and on the face of less demand prices continued to decline sharply. Blenders lent good support but were holding lower limits. Loose tea buyers continued to be very selective. As a result, there has been a fair decline in price realization. Dusts sold well.

(Courtesy - National Brokers Limited)

MOMBASA /KOLKATA / MALAWI/ GUWAHATI / JAKARTA AUCTION

Due to the advancement of Tea Auctions in Colombo this week, reports of the above Auction Centres were not available at the time of printing this publication.

SRI LANKA TEA EXPORTS – JULY 2023

Description	July -- 2023			July -- 2022		
	Quantity (Kg)	Value (Rs)	FOB Price per Kg	Quantity (Kg)	Value (Rs)	FOB Price per Kg
Tea in Bulk	10,339,299	14,199,388,190	1,373.34	9,829,155	15,828,395,259	1,610.35
Tea in Packets	9,831,555	14,950,252,287	1,520.64	10,325,019	17,974,610,097	1,740.88
Tea in Bags	2,109,535	5,702,390,500	2,703.15	1,993,591	6,106,190,052	3,062.91
Instant Tea	82,427	262,014,685	3,178.76	274,017	773,062,070	2,821.22
Green Tea	408,280	1,668,325,176	4,086.23	334,684	1,729,770,256	5,168.36
Grand Total	22,771,096	36,782,370,838	1,615.31	22,756,466	42,412,027,734	1,863.74
Approx. \$ Value	\$ 115,200,401.76		\$ 5.06	\$ 117,526,382.55		\$ 5.16

Description	January -- July 2023			January -- July 2022		
	Quantity (Kg)	Value (Rs)	FOB Price per Kg	Quantity (Kg)	Value (Rs)	FOB Price per Kg
Tea in Bulk	58,550,276	90,133,677,431	1,539.42	63,465,412	76,782,316,884	1,209.83
Tea in Packets	58,982,218	102,255,648,191	1,733.67	67,645,475	87,619,447,397	1,295.27
Tea in Bags	13,139,952	38,215,887,393	2,908.37	12,985,438	30,592,326,300	2,355.89
Instant Tea	1,653,710	5,667,532,656	3,427.16	1,530,748	3,516,857,628	2,297.48
Green Tea	2,662,899	10,431,175,452	3,917.22	2,426,440	8,133,179,965	3,351.90
Grand Total	134,989,056	246,703,921,123	1,827.58	148,053,513	206,644,128,174	1,395.74
Approx. \$ Value	\$ 748,881,161.77		\$ 5.55	\$ 702,703,873.82		\$ 4.75

FOB PRICES VS DOLLAR RATE - JAN TO JULY 2023 VS 2022

Month	Year - 2023			Year - 2022		
	FOB	FOB \$	CBSL \$ Rate	FOB	FOB \$	CBSL \$ Rate
January	2,055.34	5.67	362.42	948.24	4.71	201.46
February	2,040.25	5.64	361.98	962.27	4.77	201.74
March	2,018.87	6.13	329.47	1,045.14	4.09	255.81
April	1,856.62	5.78	321.42	1,404.51	4.40	319.44
May	1,755.58	5.66	310.16	1,705.14	4.75	358.94
June	1,568.97	5.21	301.26	1,779.63	4.94	360.24
July	1,615.31	5.06	319.29	1,863.74	5.16	360.87

COUNTRY	JAN TO JULY 2023 QTY (KG)	JAN TO JULY 2022 QTY (KG)	DIFF. IN QTY (M.KG)
Iraq	18,290,164	27,927,751	(9.64)
Turkey	16,568,499	8,287,304	8.28
Russia	14,233,673	12,340,242	1.89
U.A.E.	9,383,034	12,773,833	(3.39)
Other Cis Countries	6,818,051	8,652,982	(1.83)
China	6,667,095	6,580,509	0.09
Libya	4,841,440	6,955,214	(2.11)
Saudi Arabia	3,889,662	3,760,024	0.13
Chile	3,874,047	4,423,392	(0.55)
Syria	3,857,048	3,549,654	0.31
Germany	3,725,119	4,415,358	(0.69)
U.S.A.	3,229,206	3,956,861	(0.73)
Iran	2,962,932	7,570,314	(4.61)
Japan	2,824,144	3,031,681	(0.21)
Jordan	2,815,290	2,664,731	0.15
Taiwan	2,382,292	2,842,565	(0.46)
Belgium	2,199,002	1,611,134	0.59
Hong Kong	2,001,254	2,104,076	(0.10)
Poland	1,863,440	2,140,438	(0.28)
Lebanon	1,564,145	716,040	0.85
Ireland	1,355,527	1,313,102	0.04
Ukraine	1,251,269	1,606,804	(0.36)
Israel	1,144,481	1,281,425	(0.14)
Australia	1,096,256	1,244,767	(0.15)
South Africa	1,081,483	1,182,333	(0.10)
Italy	1,052,495	830,649	0.22
Egypt	1,046,347	1,299,953	(0.25)
Netherlands (Holand)	999,407	1,356,893	(0.36)
Kuwait	986,723	914,039	0.07
U.K.	724,747	598,205	0.13
Other	10,260,785	10,121,240	0.14
Total	134,989,056	148,053,513	(13.06)

SRI LANKA TEA EXPORTS – JULY 2023

Total quantity of tea exported for the month of July 2023 including Re-Exports with imported Tea amounted to 22.77 Mn/kg, recording an increase of 0.01 Mn/kg (0.06%) compared to the same period last year. The FOB price per Kg for the month was LKR 1,615.31 vis-à-vis LKR 1,863.74 (LKR -248.43). Total export earnings recorded a decrease of -LKR 5.63 billion (-13.27%) in 2023 as against the same month last year.

Cumulative exports for the period January to July 2023 including Re-Exports with imported Tea amounted to 134.99 Mn/kg, showing a decline of -13.06 Mn/Kg (-8.82%) compared to last year. The FOB price per Kg for January to July 2023 recorded LKR 1,827.58 vis-à-vis LKR 1,395.74 for the corresponding period in 2022 (LKR +431.85). Total export value for the period under reference showed an increase of LKR 40.06 billion (19.39%) compared to 2022.

Equivalent USD export earnings for the cumulative period January to July 2023 amounted to approximately USD 748.88 million compared with 702.70 million in the same period last year showing an increase of approximately USD 46.18 million.

Country wise analysis of exports reveals that Iraq has emerged as the largest export destination from Sri Lanka followed by Turkey and Russia.