



**Ceylon Tea  
Brokers**

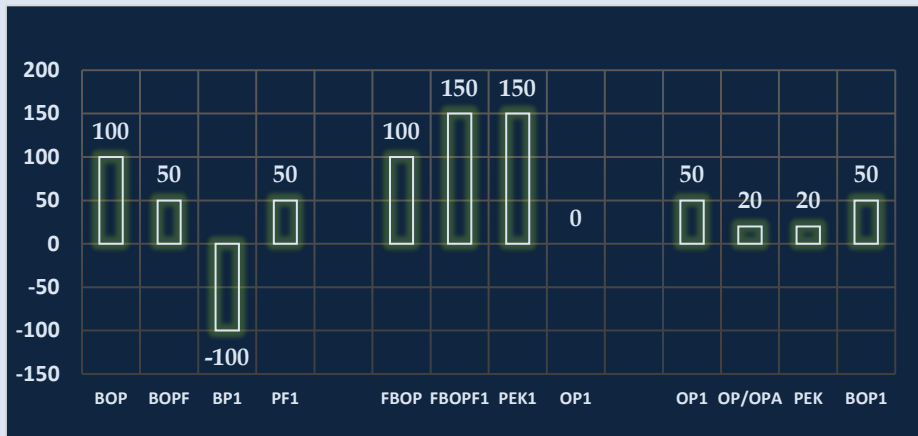


# MARKET SNAPSHOT

**SALE NO. 31 OF 08TH / 09TH AUGUST 2023**

CEYLON TEA BROKERS PLC  
Level 7, Millenium House, No.46/58, Nawam Mawatha, Colombo 2  
Tel: 011-460777 Fax: 011-4607788  
Email: [general@ceylontebrokers.com](mailto:general@ceylontebrokers.com)  
Web: [www.ceylontebrokers.com](http://www.ceylontebrokers.com)

**Ex-Estate met with improved demand whilst good demand prevailed for Low Grown.**



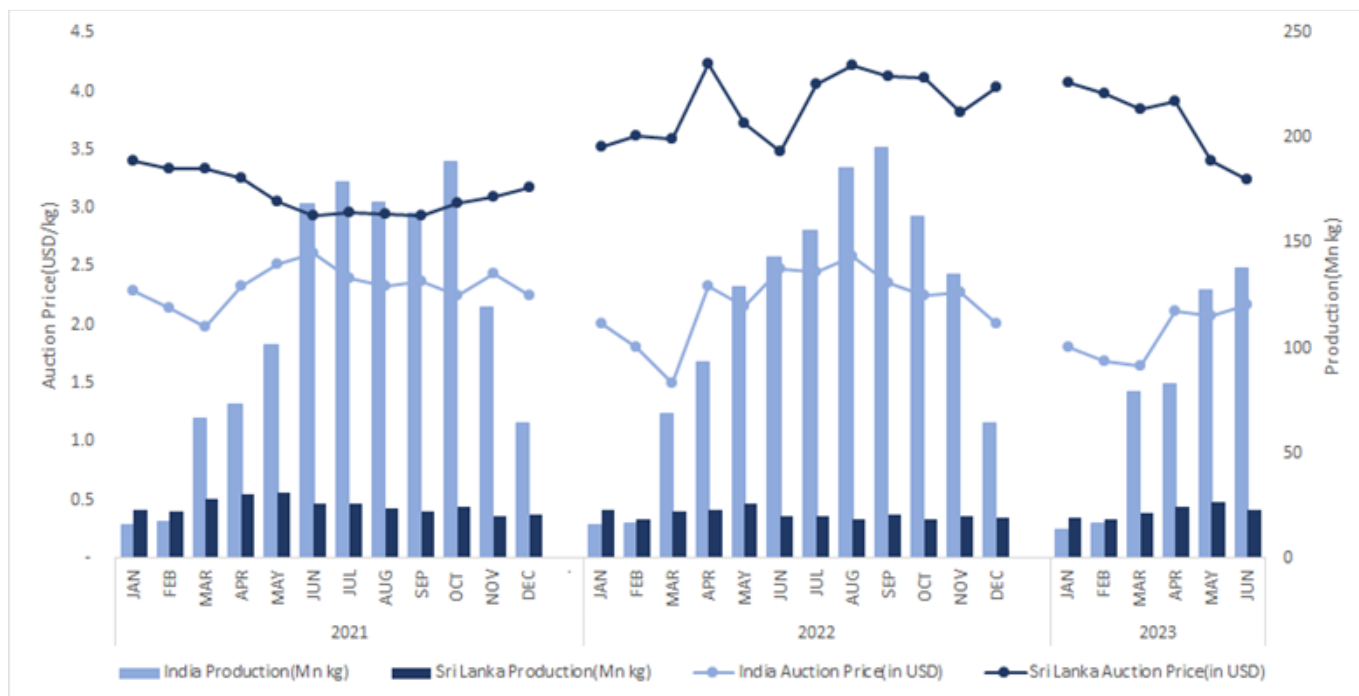
**Currency - 09th August**  
LKR/USD 314.95

**August (01st Sale)**  
Rs. 1,022.28  
USD \$ 3.15

**Elevation Average**

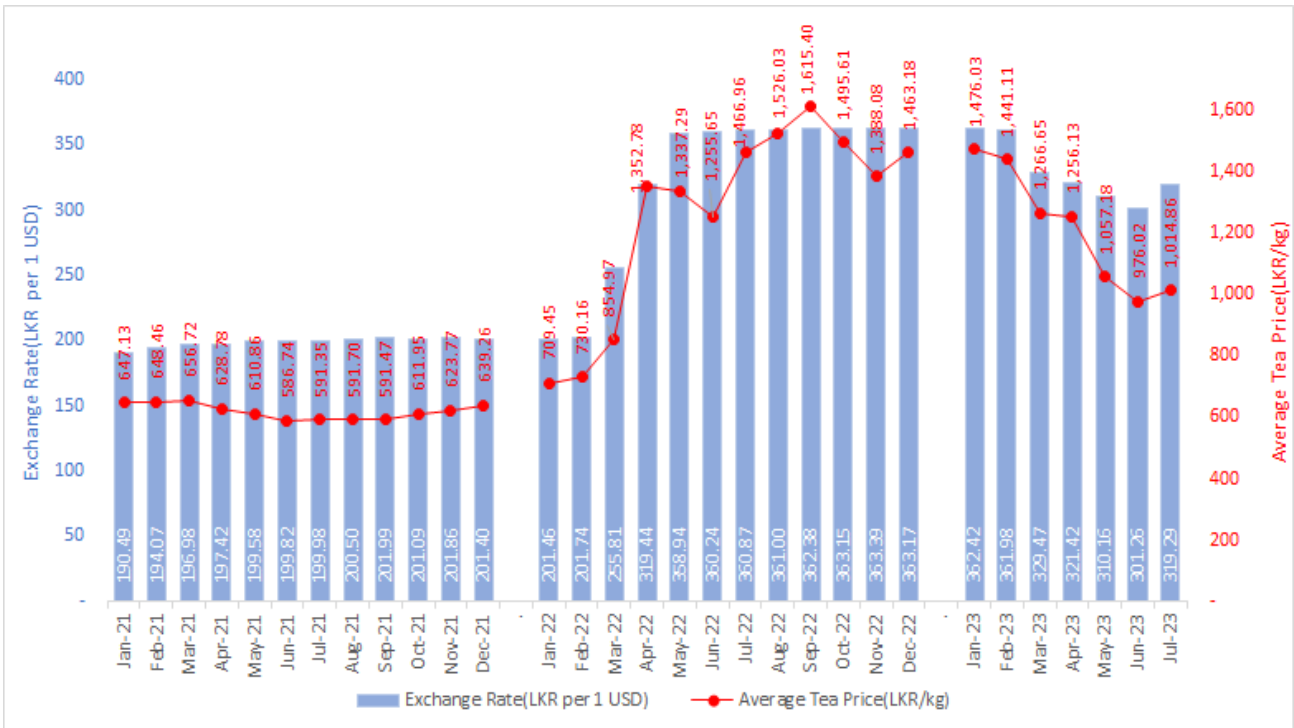
ELV	RS	USD
High	874.63	\$ 2.69
Medium	885.92	\$ 2.73
Low	1,109.10	\$ 3.42

**MONTHLY SRI LANKA, INDIA TEA AUCTION PRICE & TEA PRODUCTION 2021 - 2023**



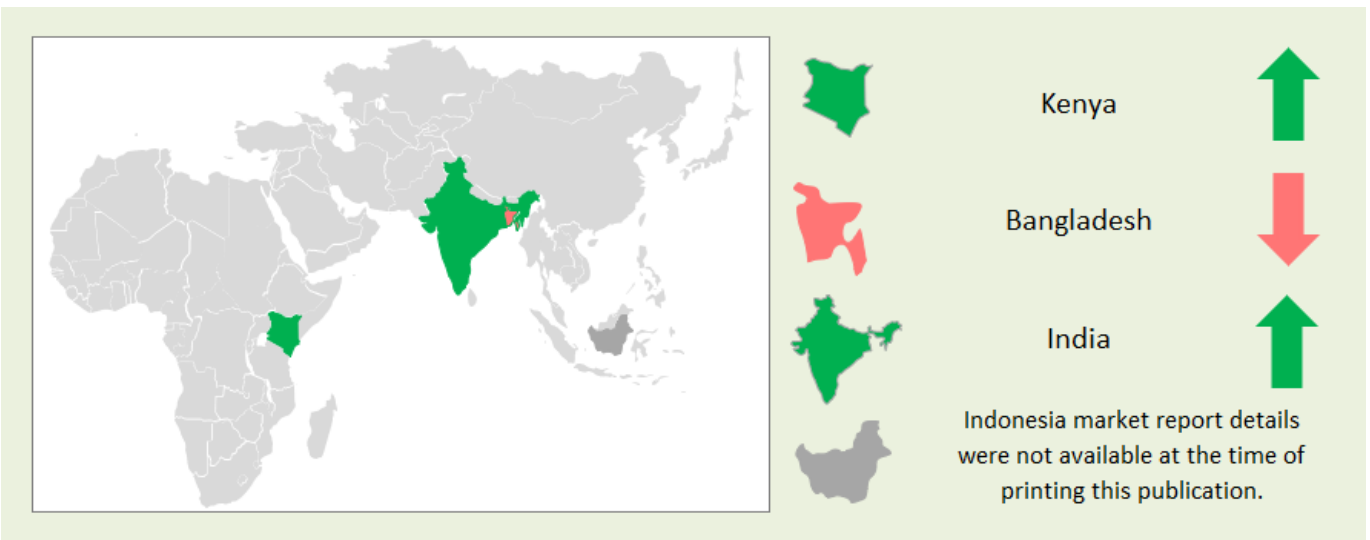
Source: India Tea Board, SLTB, S S P, International Finance Statistics-Central Bank

## MONTHLY SRI LANKAN AVERAGE TEA SOLD PRICE(LKR/KG) VS EXCHANGE RATE (LKR PER 1 USD) - 2021-2023



Source: S S P Corporate Services (Private) Limited, International Finance Statistics-Central Bank

## MARKET MOVEMENT AT INTERNATIONAL AUCTION CENTERS THIS WEEK



## COMMENTS

Sale	Ex-Estate		Low Grown (Leafy/Tippy)		Total	
	Qty	Demand	Qty	Demand	Qty	Demand
31	0.84 MKgs	Improved	2.4 Mkgs	Good	5.9 Mkgs	Good

WESTERN				
	SELECT BEST	BEST	BELOW BEST	PLAINER
BOP	↑ 100/-	↑ 100/-	↑ 20/-	↓ 20/-
BOPF	↑ 100/-	↑ 50/-	↑ 30/-	↑ 30/-

	NUWARA ELIYA	UDA PUSSELLAWA	UVA
BOP	Irregular	↑ 30/-	↑ 100/-
BOPF	N/A	↓ 20/-	↑ 100/-

	HIGH	MEDIUM	LOW
BP1	↑ 20/-	↓ 50/-	↓ 50/-
PF1	Firm	Irregular	↑ 100/-

HIGH & MEDIUM				
	SELECT BEST	BEST	BELOW BEST	OTHERS
BOP1	↑ 100/-	↑ 100/-	↑ 50/-	↑ 50/-
OP1	↑ 50/-	Firm	Firm	Firm
FBOP	↑ 100/-	↑ 50/-	↑ 50/-	↑ 50/-
FBOPF1	↑ 200/-	↑ 100/-	↑ 100/-	↑ 50/-
PEK	Firm	↑ 50/-	↑ 50/-	↑ 50/-
PEK1	↑ 100/-	↑ 200/-	↑ 100/-	↑ 100/-
OP/OPA	↓ 50/-	Firm	Firm	Firm

LEAFY / SEMI LEAFY				
	SELECT BEST	BEST	BELOW BEST	OTHERS
OP1	↑ 100/-	↑ 80/-	↑ 60/-	Firm
BOP1	↑ 50/-	↑ 50/-	↑ 60/-	Firm
OP/OPA	↑ 20/-			
PEK	↑ 20/-			
PEK1	↑ 30/-			

SMALL LEAF / TIPPY				
FBOP	↑ 50/-	↑ 40/-	↑ 80/-	Firm
FBOP1	↑ 80/-	↑ 80/-	↑ 40/-	↑ 20/-
FBOPF1	↑ 60/-	↑ 40/-	↑ 50/-	↑ 40/-

PREMIUM FLOWERY		
	FBOPFEXSP	FBOPFSP
Select Best	↑ 300-600/-	↑ 200-400/-
Best	↑ 200-400/-	↑ 100-200/-
Below Best	↑ 200/-	↑ 100/-
Others	↑ 100/-	↑ 50-100/-



**Crude Oil**  
As at 09th Aug 2023 – USD 86.76



**Mombasa Auction**  
**Demand:** Improved general demand

Please note that, **Sale No 32** which was scheduled for **Tuesday, 15th and Wednesday, 16th of August 2023** will now be held on **Monday 14th and Tuesday 15th of August 2023**, in lieu of the 129th AGM of the CTTA.

## CURRENCY BOARD – AS AT 09TH AUGUST 2023

	United States Dollars (USD)		European Community Euro (EUR)		United Kingdom pounds (GBP)	
	Corresponding		Corresponding		Corresponding	
	2023	2022	2023	2022	2023	2022
<b>Sri Lankan Rupee</b>	314.95	357.30	343.40	362.28	399.98	429.15

(Courtesy - Central Bank of Sri Lanka)

<b>Indian Rupee</b>	82.86	79.43	90.87	80.94	105.56	96.00
<b>Kenyan Shilling</b>	142.17	118.40	155.91	120.64	181.13	143.09
<b>Bangladesh Taka</b>	108.15	93.23	118.60	95.00	137.78	112.67
<b>Indonesian Rupiah</b>	15,206.70	14,865.80	16,675.80	15,148.00	19,373.10	17,966.00
<b>Malawi Kwacha</b>	1,057.68	1,017.01	1,159.86	1,036.32	1,347.46	1,229.10
<b>Vietnam Dong</b>	23,727.90	23,388.30	26,020.40	23,832.30	30,229.10	28,265.80

(Courtesy - Oanda Corporation)

### SRI LANKA RUPEE AGAINST US DOLLAR

TIME PERIOD 03/08/2023 TO 09/08/2023 (SPOT / BUYING RATE)

<b>03/08/2023</b>	308.61	<b>07/08/2023</b>	315.06	<b>09/08/2023</b>	314.95
<b>04/08/2023</b>	312.56	<b>08/08/2023</b>	315.11		

(Courtesy - Central bank of Sri Lanka)

### QUANTITY SOLD DURING THE PERIOD 31ST JULY – 05TH AUGUST 2023

	2023		2022	
	WEEKLY	TODATE	WEEKLY	TODATE
<b>PRIVATE SALES</b>	104,060.20	3,022,488.46	58,921.00	2,637,189.08
<b>PUBLIC AUCTION</b>	5,258,288.00	148,289,573.50	4,685,403.00	151,762,640.00
<b>FORWARD CONTRACTS</b>	11,500.00	1,800,508.00	10,000.00	1,121,240.00
<b>DIRECT SALES</b>	-	-	-	-
<b>TOTAL</b>	5,373,848.20	153,112,569.96	4,754,324.00	155,521,069.08
<b>BMF EXCLUDED FROM PRIVATE SALE</b>	39,500.00	1,528,908.00	65,393.00	4,289,626.00

TEA  
TECH  
TIPS



*After rolling withered leaf, it is very important to preserve the coating of juice on the leaf. Using humidifiers in the rolling and fermenting areas will help prevent evaporation and loss of vital elements from the leaf particles.*

## CROP AND WEATHER (FOR THE PERIOD 01ST – 07TH AUGUST 2023)

The Western and Nuwara Eliya planting districts experienced sunny conditions throughout. The Department of Meteorology forecasts light showers in both regions.

The Uva/Udapussellawa's reported clear conditions. Evening showers are to be expected in Uva.

The Low grown reported bright weather. Light showers are to be expected in the Ruhuna and Sabaragamuwa districts.

All districts reported a decline in their crop intake.

## WEATHER FORECAST (FOR THE PERIOD 10TH TO 16TH AUGUST 2023)

	Thu (10/08)	Fri (11/08)	Sat (12/08)	Sun (13/08)	Mon (14/08)	Tue (15/08)	Wed (16/08)
<b>Galle</b>	30°/24°C 	31°/25°C 	30°/24°C 	31°/25°C 	32°/24°C 	31°/25°C 	32°/23°C 
<b>Matara</b>	33°/22°C 	34°/24°C 	34°/22°C 	34°/24°C 	33°/24°C 	34°/24°C 	32°/23°C 
<b>Ratnapura</b>	34°/19°C 	35°/22°C 	34°/21°C 	35°/22°C 	34°/22°C 	35°/22°C 	34°/20°C 
<b>Hatton/ Talawakelle</b>	26°/12°C 	26°/15°C 	25°/16°C 	26°/12°C 	26°/17°C 	26°/15°C 	28°/16°C 

## ORDER OF SALE THIS WEEK

EX EST	H/M-OFF GR & DUST	LEAFY/ SEMI LEAFY/ TIPPY/PREM & BOP1A
CTB	Asia Siyaka Commodities PLC	Ceylon Tea Brokers PLC
LC	Mercantile Produce Brokers (Pvt) Ltd	Bartleet Produce Marketing (Pvt) Ltd
AS	Forbes & Walker Tea Brokers (Pvt) Ltd	John Keells PLC
MC	Bartleet Produce Marketing (Pvt) Ltd	Lanka Commodity Brokers
BC	Lanka Commodity Brokers	Asia Siyaka Commodities PLC
EB	Ceylon Tea Brokers PLC	Eastern Brokers Ltd
FW	Eastern Brokers Ltd	Mercantile Produce Brokers (Pvt) Ltd
JK	John Keells PLC	Forbes & Walker Tea Brokers (Pvt) Ltd

CATALOGUE	LOTS	QTY (KGS)
EX-ESTATE	751	839,206
HIGH AND MEDIUM	1,506	717,032
LOW GROWN (LEAFY)	2,099	867,912
LOW GROWN (SEMI LEAFY)	1,536	671,632
LOW GROWN (TIPPY)	1,758	851,623
OFF GRADES + BOP1A	2,576	1,377,512
DUSTS	596	589,792
PREMIUM FLOWERY	321	54,710
<b>TOTAL</b>	<b>11,143</b>	<b>5,969,419</b>

## HIGH GROWN TEAS

**BOP** Best Western's few select invoices appreciated up to Rs. 200/- per kg. Others gained to a lesser extent. Below best moved up by Rs.20-30/- per kg whilst the plainer types declined by a similar margin. Nuwara Eliya's were irregular. Uda Pussellawa's in general lost Rs.20/- per kg on last. Improved demand for Uva's seasonal teas whilst the other Uva's were dearer by Rs.100/- per kg.

**BOPF** Best Western's were irregularly dearer. Below best and plainer types gained by Rs.30/- per kg. Nuwara Eliya's had hardly any offerings. Uda Pussellawa's were Rs. 20-30/- per kg easier. Uva's seasonal teas sold around last week levels with the rest gaining up to Rs.100/- per kg.

## MEDIUM GROWN TEAS

**BOP1/OP1** **BOP1** - Select best and best were dearer by Rs. 100/- per kg, whilst the below best and others gained by Rs. 50/- per kg.

**OP1** - Select best moved up by Rs. 50/- per kg whilst all others maintained.

**OP/OPA** Select best dropped by Rs. 50/- per kg whilst all others remained unchanged.

**PEKOE/PEKOE1** **PEK** - Select best were firm. Others were dearer by Rs.50/- per kg.

**PEK1** - Select best moved up by Rs. 100/- per kg. Best gained by Rs.200/- per kg whilst all others appreciated by Rs. 100/- per kg.

**FBOP/FBOPF1** **FBOP** - Select best gained by Rs. 100/- per kg whilst all others maintained.

**FBOPF1** - Select best appreciated by Rs. 200/- per kg. Best and below best were dearer by Rs. 100/- per kg whilst others gained by Rs. 50/- per kg.

## CTC

**HIGH GROWN** **BP1** – Gained by Rs.20/- per kg.

**PF1** – Firm

**MEDIUM GROWN** **BP1** – Eased by Rs.50/- per kg.

**PF1** – Irregular

**LOW GROWN** **BP1** – Lower by Rs. 50/- per kg.

**PF1** – Dearer by Rs.100/- per kg.

QUOTATIONS-HIGH GROWNS	BOP		BOPF	
BEST WESTERNS	1200	1380	1160	1320
BELOW BEST WESTERNS	880	1040	870	1140
PLAINER WESTERNS	690	870	680	860
NUWARA ELIYAS	1220		1200	
UDAPUSSELLAWAS	650	920	650	840
BEST UVAS	900	3100	900	1800
OTHER UVAS	720	880	710	870
GOOD MEDIUMS	950	1360	N/A	
POOR MEDIUMS	700	870	700	840
QUOTATIONS – UNORTHODOX	BP1		PF1	
(CTC) CTC (High & Medium)	680	860	700	940
CTC (Low)	820		1020	1600



## LOW GROWN

<b>BOP1</b>	Select best maintained whilst best and below best were firm to dearer. Poorer sorts held firm.
<b>OP1</b>	Select best OP1's gained. Best and below best remained unchanged. Poorer types maintained.
<b>OP</b>	Select best held firm. Best and below best maintained. Poorer sorts firm to dearer.
<b>OPA</b>	Followed a similar trend to their OP counterparts.
<b>PEKOE/PEKOE1</b>	Select best together with full range of bold PEK's were firm to dearer. Select best PEK1's maintained. Best and below best together with the poorer sorts followed a similar trend.
<b>FBOP/FBOP1</b>	Select best were firm to selectively dearer, whilst all others were dearer.
<b>BOP</b>	All-round dearer
<b>BOPF</b>	All-round firm market.
<b>FBOPF/FBOPF1</b>	All round FBOPF1s were dearer. Better FBOPF's were dearer whilst others held firm.

QUOTATIONS	SELECT BEST	BEST	BELOW BEST	OTHER
BOP1	1,750-2,950	1,600-1,750	1,100-1,500	800-1,100
OP1	2,300-3,250	1,500-2,100	1,050-1,250	800-1,000
OP	1,260-1,600	1,180-1,240	950-1,100	800-950
OPA	1,200-2,000	1,050-1,200	950-1,050	800-900
PEKOE	1,750-2,350	1,400-1,600	1,050-1,300	800-1,000
PEKOE1	1,700-2,250	1,350-1,650	1,100-1,300	800-1,000
FBOP1	1,300- 1,950	920-1,200	700-860	Below 650
FBOP	1,800-2,350	1,200-1,650	900-1,100	Below 850
BOP	1,400-2,050	1,100-1,250	900-1,050	Below 880
BOPF	940-1,400	850-920	750-820	Below 720
FBOPF1	1,400-1,750	1,150-1,300	900-1,100	Below 820
FBOPF	1,200-1,750	780-980	680-750	Below 600
FFSP/FFEXSP/FFEXSP1	3,200-4,950	1,700- 2,800	1,100-1,500	Below 1,050



## OFF GRADES

**FGS/FGS1** High grown varieties were firm to Rs.10-20/- per kg dearer. Best Medium and Low Grows gained Rs.10-20/- per kg whilst the Below best and Bottom maintained.

**BM/BP** **BM** – Best varieties advanced by Rs.20-30/- per kg. Below best and bottom increased by Rs.10-20/- per kg and more towards the closure.

**BP** – All varieties were dearer by Rs.30-40/- per kg.

**BOP1A** Select best appreciated by Rs. 40-60/- per kg. Below best gained by Rs. 20-30/- per kg, whilst teas at the lower end appreciated by Rs. 30-50/- per kg.

	HIGH		MEDIUM		LOW	
<b>FNGS</b>	600	920	580	800	550	850
<b>P.FGS (CTC)</b>	690	700	680	700	630	1320
<b>BP</b>	580	870	680	1020	600	1100
<b>BM</b>	670	800	650	840	630	1240
<b>BOP1A</b>	710	850	700	1060	700	1500

## DUST

**DUST1** Best and below best appreciated by 50-70/- per kg. CTC's were dearer by Rs.30-50/- per kg. Best low grows firm to dearer by Rs. 20-40/- per kg. Below best low grows were irregular.

**DUST** Cleaner Secondaries and low grows gained by Rs. 30-50/- per kg.

	HIGH		MEDIUM		LOW	
<b>PRIMARY DUSTS</b>	1120	1800	740	860	860	1300
<b>SECONDARY DUSTS</b>	750	1000	600	730	550	850
<b>PDUST (CTC)</b>	860	1060	790	1000	1020	1320

## TOP PRICES - SALE NO. 31 OF 08TH/ 09TH AUGUST 2023

WESTERN MEDIUM			
Harangalla	BOP	1,360.00	
Hatale	BOPSp	1,320.00	
Vellai Oya	BOPF/BOPFSP	840.00	
Hatale	BOP1	2,000.00	
Craighead	FBOP/FBOP1	1,850.00	
Harangalla	FBOP/FBOP1	1,850.00	
Dartry Valley	FBOPF/FBOPF1	1,500.00	
Hatale	OP/OPA	1,550.00	
<b>New Rothschild</b>	<b>OP1</b>	<b>1,380.00</b>	<b>@</b>
Harangalla	PEK/PEK1	1,900.00	
WESTERN HIGH			
Robgill	BOP	1,380.00	
Bearwell	BOPSp	1,260.00	
Alton	BOPF/BOPFSP	1,320.00	
Venture	BOP1	1,420.00	
<b>Weddemulla</b>	<b>BOP1</b>	<b>1,300.00</b>	<b>@</b>
Torrington	FBOP/FBOP1	1,500.00	
Torrington	FBOPF/FBOPF1	1,340.00	
Cymru	OP/OPA	1,180.00	
Venture	OP1	1,200.00	
St Andrews	OP1	1,200.00	
<b>Weddemulla</b>	<b>PEK/PEK1</b>	<b>1,700.00</b>	<b>@</b>
<b>Froft Super</b>	<b>PEK/PEK1</b>	<b>1,650.00</b>	<b>@</b>
NUWARA ELIYA			
Mahagastotte	BOP	1,220.00	
Kenmare	BOPSp	720.00	
Mahagastotte	BOPF/BOPFSP	1,200.00	
Court Lodge	FBOP/FBOP1	1,380.00	
Court Lodge	OP/OPA	900.00	
Mahagastotte	PEK/PEK1	1,140.00	
UDA PUSSELLAWAS			
Luckyland	BOP	920.00	
Luckyland	BOPSp	780.00	
Luckyland	BOPF/BOPFSP	840.00	
<b>Alma</b>	<b>BOP1</b>	<b>1,400.00</b>	<b>@</b>
Delmar	FBOP	1,420.00	
<b>Alma</b>	<b>FBOP1</b>	<b>1,300.00</b>	<b>@</b>
Gampaha	FBOPF/FBOPF1	1,340.00	
Delmar	FBOPF/FBOPF1	1,340.00	
<b>Alma</b>	<b>FBOPF/FBOPF1</b>	<b>1,280.00</b>	<b>@</b>
<b>Alma</b>	<b>OP/OPA</b>	<b>1,180.00</b>	<b>@</b>
Gordon	OP1	920.00	
<b>Alma</b>	<b>OP1</b>	<b>800.00</b>	<b>@</b>
Delmar	OP1	800.00	
<b>Alma</b>	<b>PEK</b>	<b>1,550.00</b>	<b>@</b>
<b>Alma</b>	<b>PEK1</b>	<b>1,750.00</b>	<b>@</b>

UVA MEDIUM			
St.James	BOP	1,600.00	
Demodera 'S'	BOPSp	1,140.00	
El Teb	BOPF/BOPFSP	1,100.00	
Demodera 'S'	BOP1	1,650.00	
Halpewatta Uva	FBOP/FBOP1	1,800.00	
<b>Ury</b>	<b>FBOP/FBOP1</b>	<b>1,650.00</b>	<b>@</b>
Sarnia Plaiderie	FBOP/FBOP1	1,650.00	
Shawlands	FBOPF/FBOPF1	1,440.00	
Sarnia Plaiderie	OP/OPA	1,340.00	
Adawatte	OP1	1,500.00	
Misty-Uva	PEK/PEK1	1,800.00	
UVA HIGH			
Uva Highlands	BOP	3,100.00	
Craig	BOPSp	1,220.00	
Uva Highlands	BOPF/BOPFSP	1,800.00	
Glenanore	BOP1	1,650.00	
<b>Ranaya</b>	<b>BOP1</b>	<b>1,320.00</b>	<b>@</b>
Oodoowerre	BOP1	1,320.00	
<b>Ranaya</b>	<b>FBOP/FBOP1</b>	<b>1,500.00</b>	<b>@</b>
Spring Valley	FBOP/FBOP1	1,500.00	
<b>Mount Uva</b>	<b>FBOPF/FBOPF1</b>	<b>1,340.00</b>	<b>@</b>
Glenanore	FBOPF/FBOPF1	1,340.00	
<b>Ranaya</b>	<b>FBOPF/FBOPF1</b>	<b>1,320.00</b>	<b>@</b>
<b>Mount Uva</b>	<b>OP/OPA</b>	<b>1,200.00</b>	<b>@</b>
Glenanore	OP/OPA	1,200.00	
Gonamotawa	OP/OPA	1,200.00	
Craig	OP1	1,300.00	
<b>Mount Uva</b>	<b>OP1</b>	<b>1,280.00</b>	<b>@</b>
Aislaby	PEK	2,300.00	
<b>Ranaya</b>	<b>PEK1</b>	<b>1,750.00</b>	<b>@</b>
<b>Mount Uva</b>	<b>PEK1</b>	<b>1,750.00</b>	<b>@</b>
Glenanore	PEK1	1,750.00	
UNORTHODOX HIGH			
Ulugedara CTC	PF1	940.00	
Dunsinane CTC	BP1	860.00	
<b>Ulugedara CTC</b>	<b>BPS</b>	<b>860.00</b>	<b>@</b>
UNORTHODOX MEDIUM			
New Peacock CTC	PF1	900.00	
New Peacock CTC	BP1	830.00	
Donside CTC	BPS	700.00	
UNORTHODOX LOW			
Hingalgoda CTC	PF1	1,600.00	
Nelunwatta CTC	BP1	750.00	
Canora CTC	BPS	670.00	
Lantern Hill CTC	BPS	670.00	

## TOP PRICES - SALE NO. 31 OF 08TH/ 09TH AUGUST 2023

LOW GROWN				LOW GROWN (contd.)			
Lions	BOP1	2,950.00		<b>Mulatiyana Hills</b>	<b>FBOP</b>	<b>2,350.00</b>	<b>@</b>
New Vithanakande	OP1	3,250.00		<b>Nilgiri</b>	<b>FBOP</b>	<b>2,250.00</b>	<b>@</b>
Lumbini	OP1	3,250.00		Kelani	FBOP	2,250.00	
Sithaka	OP1	3,250.00		Green House	FBOP	2,250.00	
<b>A C U Super</b>	<b>OP1</b>	<b>3,200.00</b>	<b>@</b>	Hidellana	FBOP	2,250.00	
New Panilkanda	OP1	3,200.00		<b>Sihara</b>	<b>FBOP</b>	<b>2,200.00</b>	<b>@</b>
Pothotuwa	OP1	3,200.00		New Vithanakande	FBOP	2,200.00	
Galaboda Group	OP	1,600.00		Sunrise	FBOP	2,200.00	
Berubeula	OP	1,500.00		Kolonna Super	FBOP1	1,950.00	
<b>Wathurawila</b>	<b>OP</b>	<b>1,400.00</b>	<b>@</b>	Fortune	FBOPF	1,750.00	
Golden Garden	OP	1,400.00		Pothotuwa	FBOPF1	1,750.00	
Sunrise	OP	1,400.00		Gunawardana	FBOPF1	1,700.00	
Lumbini	OPA	2,000.00		<b>Gangaboda</b>	<b>FBOPF1</b>	<b>1,650.00</b>	<b>@</b>
Lumbini	PEK	2,350.00		Lumbini	FBOPF1	1,650.00	
New Mahendra	PEK	2,250.00		Ceyenta	FBOPF1	1,650.00	
<b>Ransavi</b>	<b>PEK</b>	<b>2,150.00</b>	<b>@</b>	Tea Bank	FBOPF1	1,650.00	
Thundola Ella	PEK	2,150.00		Adams View	FBOPF1	1,650.00	
Liyonta	PEK	2,150.00		Sunrise	FBOPF1	1,650.00	
Katandola	PEK	2,150.00		Stream Line	FBOPF1	1,650.00	
Green House	PEK	2,150.00		Spring View	FBOPF1	1,650.00	
<b>A C U Super</b>	<b>PEK1</b>	<b>2,250.00</b>	<b>@</b>	Sithaka	FBOPF1	1,650.00	
Mahaliyadda	PEK1	2,250.00		Hidellana	FBOPF1	1,650.00	
<b>Nilgiri</b>	<b>PEK1</b>	<b>2,200.00</b>	<b>@</b>				
<b>Mulatiyana Hills</b>	<b>PEK1</b>	<b>2,200.00</b>	<b>@</b>	<b>DUSTS</b>			
Bulathsinghala Tea	PEK1	2,200.00		Mattakelle	DUST1	1,800.00	
Brombil	PEK1	2,200.00		Ceciliyan CTC	PD	1,320.00	
Andaradeniya Super	PEK1	2,200.00					
<b>Peak View Super</b>	<b>PEK1</b>	<b>2,150.00</b>	<b>@</b>	<b>PREMIUM FLOWERY</b>			
<b>Matuwagalla Super</b>	<b>PEK1</b>	<b>2,150.00</b>	<b>@</b>	<b>Nilgiri</b>	<b>FBOPFSp</b>	<b>3,000.00</b>	<b>@</b>
<b>Sihara</b>	<b>PEK1</b>	<b>2,150.00</b>	<b>@</b>	Galaboda Group	FBOPFSp	3,000.00	
<b>Lickra</b>	<b>PEK1</b>	<b>2,150.00</b>	<b>@</b>	New Hopewell	FBOPFSp	3,000.00	
Ayagama	PEK1	2,150.00		Gangani	FBOPFSp	3,000.00	
Rotumba	PEK1	2,150.00		Nilwala	FBOPFExSp	4,950.00	
New Deniyaya	PEK1	2,150.00		<b>Lickra</b>	<b>FBOPFExSp</b>	<b>3,950.00</b>	<b>@</b>
Goldenleaf	PEK1	2,150.00		<b>Lions</b>	<b>FBOPFExSp1</b>	<b>3,700.00</b>	<b>@</b>
Sunrise	PEK1	2,150.00					
<b>Rajjuruwatta Super</b>	<b>BOP</b>	<b>2,050.00</b>	<b>@</b>	<b>OFF GRADES</b>			
<b>Golden Garden</b>	<b>BOP</b>	<b>2,000.00</b>	<b>@</b>	Holyrood	FGS/FGS1	920.00	
<b>Thundola Ella</b>	<b>BOP</b>	<b>2,000.00</b>	<b>@</b>	Hingalgoda CTC	PF	1,320.00	
<b>Nelun Dalla</b>	<b>BOP</b>	<b>2,000.00</b>	<b>@</b>	Gunawardana	BM	1,240.00	
New Batuwangala	BOPSp	1,950.00		Chandrika Estate	BP	1,100.00	
Hidellana	BOPF	1,400.00		Falcon Lanka	BP	1,060.00	
Golden Garden	BOPFSp	1,500.00		<b>Ury</b>	<b>BP</b>	<b>1,020.00</b>	<b>@</b>
				Kothmale Hills	BP	1,020.00	
				Galatara	BOP1A	1,500.00	

## FUTURE SALES INFORMATION

### SALE NO 32 OF 14TH / 15TH AUGUST 2023

EX-ESTATE	H/M-OFF GR & DUST	LEAFY/ SEMI LEAFY/ TIPPY/PREM & BOP1A
LC	Mercantile Produce Brokers (Pvt) Ltd	Forbes & Walker Tea Brokers (Pvt) Ltd
AS	Forbes & Walker Tea Brokers (Pvt) Ltd	Mercantile Produce Brokers (Pvt) Ltd
MC	Bartleet Produce Marketing (Pvt) Ltd	Eastern Brokers Ltd
BC	Lanka Commodity Brokers	Asia Siyaka Commodities PLC
EB	<b>Ceylon Tea Brokers PLC</b>	Lanka Commodity Brokers
FW	Eastern Brokers Ltd	John Keells PLC
JK	John Keells PLC	Bartleet Produce Marketing (Pvt) Ltd
<b>CTB</b>	Asia Siyaka Commodities PLC	<b>Ceylon Tea Brokers PLC</b>

**Buyers Prompt: 22.08.2023**

**Sellers Prompt: 23.08.2023**

### AWAITING SALE - CATALOGUE DETAILS

	SALE OF 14TH / 15TH AUG 2023		SALE OF 22ND / 23RD AUG 2023	
	LOTS	QTY(KGS)	LOTS	QTY(KGS)
<b>EX-ESTATE</b>	708	780,220	673	740,332
<b>HIGH AND MEDIUM</b>	1,448	658,687	1,317	576,880
<b>LOW GROWN (LEAFY)</b>	2,026	825,151	1,888	751,512
<b>LOW GROWN (SEMI LEAFY)</b>	1,502	675,477	1,486	660,921
<b>LOW GROWN (TIPPY)</b>	1,764	856,766	1,801	876,376
<b>OFF GRADES+BOP1A</b>	2,484	1,328,624	2,268	1,231,705
<b>DUSTS</b>	547	556,375	508	508,050
<b>PREMIUM FLOWERY</b>	343	56,080	315	50,964
<b>TOTAL</b>	<b>10,822</b>	<b>5,737,380</b>	<b>10,256</b>	<b>5,396,740</b>
<b>MAIN SALE &amp; EX ESTATE CLOSED ON</b>	<b>27TH JULY 2023</b>		<b>03RD AUGUST 2023</b>	

#### **SALE NO. 34 – 28TH/ 29TH AUGUST 2023**

Ex-Estate catalogue and Main Sale catalogues are scheduled to be closed on the 10th August 2023.

#### **SALE NO. 35 – 05TH/ 06TH SEPTEMBER 2023**

Ex-Estate catalogue and Main Sale catalogues are scheduled to be closed on the 17th August 2023.

#### **SALE NO. 36 – 12TH/ 13TH SEPTEMBER 2023**

Ex-Estate catalogue and Main Sale catalogues are scheduled to be closed on the 24th August 2023.

## ELEVATION WISE – STATISTICS – COLOMBO AUCTION AVERAGES

Elevation	LAST WEEK	WEEK BEFORE LAST	LAST YEAR	YEAR BEFORE
	(RS)	(RS)	(RS)	(RS)
	Sale- 02.08.2023	Sale- 25.07.2023	Corres 2022	Corres 2021
Uva High	859.32	834.81	1328.92	520.06
Western High	869.67	856.50	1450.78	570.63
CTC High	776.27	794.30	1384.22	515.46
Total High Grown	865.54	848.24	1399.44	552.38
Uva Medium	954.37	950.89	1379.84	553.37
Western Medium	834.95	862.98	1183.01	502.94
CTC Medium	733.77	740.68	1096.74	451.28
Total Medium Grown	876.86	893.73	1246.59	518.92
Orthodox Low	1126.08	1174.19	1554.88	623.29
CTC Low	899.55	924.79	1482.39	481.00
Total Low Grown	1113.02	1161.67	1547.56	616.94
<b>TOTAL</b>	<b>1021.81</b>	<b>1041.93</b>	<b>1472.83</b>	<b>586.66</b>

Elevation	LAST WEEK	WEEK BEFORE LAST	LAST YEAR	YEAR BEFORE
	(\$)	(\$)	(\$)	(\$)
	Sale- 02.08.2023	Sale- 25.07.2023	Corres 2022	Corres 2021
Uva High	2.65	2.54	3.68	2.60
Western High	2.68	2.60	4.02	2.85
CTC High	2.39	2.41	3.83	2.58
Total High Grown	2.67	2.58	3.88	2.76
Uva Medium	2.94	2.89	3.82	2.77
Western Medium	2.57	2.62	3.28	2.52
CTC Medium	2.26	2.25	3.04	2.26
Total Medium Grown	2.70	2.72	3.45	2.60
Orthodox Low	3.47	3.57	4.31	3.12
CTC Low	2.77	2.81	4.11	2.41
Total Low Grown	3.43	3.53	4.29	3.09
<b>Weekly Total (USD)</b>	<b>3.15</b>	<b>3.17</b>	<b>4.08</b>	<b>2.93</b>
<b>Exchange Rate (LKR)</b>	<b>324.65</b>	<b>329.00</b>	<b>361.00</b>	<b>199.90</b>

Elevation	TODATE	TODATE	TODATE	TODATE	TODATE	TODATE
	2021	2022	2023	2021	2022	2023
	(RS)	(RS)	(RS)	(\$)	(\$)	(\$)
Uva High	554.93	970.70	998.75	2.82	3.20	3.02
Western High	602.14	953.63	1152.37	3.06	3.15	3.49
CTC High	530.89	801.58	1016.84	2.70	2.64	3.08
Total High Grown	588.26	959.23	1104.45	2.99	3.16	3.34
Uva Medium	571.74	1041.35	1032.28	2.90	3.43	3.12
Western Medium	548.03	865.89	1001.91	2.78	2.86	3.03
CTC Medium	510.10	718.88	940.94	2.59	2.37	2.85
Total Medium Grown	555.12	921.24	1011.75	2.82	3.04	3.06
Orthodox Low	661.03	1239.01	1293.32	3.36	4.09	3.91
CTC Low	510.49	831.09	959.18	2.59	2.74	2.90
Total Low Grown	652.21	1211.49	1274.95	3.31	4.00	3.86
<b>TOTAL</b>	<b>621.82</b>	<b>1108.58</b>	<b>1194.29</b>	<b>3.16</b>	<b>3.66</b>	<b>3.61</b>

Cumulative Sale Averages – 1 USD= Rs. (Monthly Weighted Average) 196.83 303.22 330.43

(Source: MSL/ CBSL)

## WORLD TEA PRODUCTION (IN MILLION KILOS)

Country	Month	Month		To-date		Diff (+/-)
		2022	2023	2022	2023	2022 vs 2023
Sri Lanka	Jun	20.1	22.9	133.2	134.4	1.2
Bangladesh	Jun	12.59	10.72	27.06	26.44	-0.62
North India	Jun	119.3	109.7	347.1	344	-3.1
South India	Jun	23.9	28.2	119.6	113.7	-5.9
Kenya	May	50.25	57.88	227.85	225.51	-2.34
Malawi	May	4.53	3.89	30.51	28.89	-1.62

(Source: Africa Tea Brokers/National Brokers Ltd)

## MOMBASA AUCTION OF 07TH / 08TH & 09TH AUGUST 2023

There was improved general demand for the 196,719 packages (13,514,011.00 kilos) on offer with prices closely following quality; 33.12% remained unsold.

Pakistan Packers lent good support and were dominant with more activity from Kazakhstan, other CIS states, Afghanistan, Yemen and other Middle Eastern countries. Bazaar and Russia maintained enquiry while Egyptian Packers were active but at lower levels. UK lent reduced interest with Sudan active. Iran showed some interest while Local Packers maintained support. Somalia were active at the lower end of the market..

**BP1:** Best – Were a strong feature appreciating by up to USC120. Brighter – Most teas were firm to USC30 above previous levels with a few invoices discounted by up to USC21 and select lines lost USC87. Mediums – KTDA mediums varied between USC8 dearer to easier by up to USC10. Plantation mediums were steady to irregularly dearer by up to USC53. Lower Medium – Were irregular ranging between firm to USC21 dearer to easier by up to USC17. Plainer – Varied between steady to USC12 dearer to easier by up to USC18.

**PF1:** Best – Gained up to USC41. Brighter – Were firm to USC38 above last prices. Mediums – KTDA mediums were steady to dearer by up to USC16 while plantation mediums advanced by up to USC14. Lower Medium – Irregular and varied between firm to USC15 dearer and selected teas gained USC42 to easier by up to USC12. Plainer – Were irregular ranging between USC19 dearer to USC22 below previous rates

**PDUST:** Best – Firm to USC22 dearer. Brighter – Well competed for at steady to USC31 above last levels. Mediums – KTDA mediums were irregular varying between mostly firm to USC7 dearer with selected lines advancing by USC16 to easier by up to USC8; plantation mediums ranged between USC6 dearer to easier by USC12. Lower Medium – Were irregular with some teas appreciating by up to USC12 while others shed up to USC10. Plainer – Ranged between USC12 dearer to easier by up to USC21.

**DUST1:** Best – Were mainly steady to USC16 above previous prices but a few lines lost up to USC8. Brighter – Varied between firm to USC8 dearer to easier by up to USC24. Mediums – KTDA mediums were irregular ranging between steady to USC9 dearer to USC16 below last rates while plantation mediums varied between USC12 dearer to easier by USC10. Lower Medium – Irregular ranging between firm to USC6 dearer to easier by up to USC8 with select invoices discounted by USC23. Plainer – Were irregular with some teas advancing by up to USC9 while others lost up to USC12.

(Courtesy - Africa Tea Brokers Limited)

## BANGLADESH AUCTION OF 07TH AUGUST 2023

**CTC LEAF:** 61,117 packages of Current Season & 462 packages of Old Season teas on offer met with a selective demand but at easier rates.

**BROKENS:** Except for a handful of bright liquoring Brokens which were about steady, all others declined in price particularly the Medium and plainer varieties where there were quite fair withdrawals. BLF teas met with a limited demand and again saw heavy withdrawals.

**FANNINGS:** A small weight of bright Fannings met with good demand but at lower rates whilst Mediums and plainer varieties were again less in demand and prices dropped by a fair margin. There were also several withdrawals. BLF teas met with a limited demand and again saw heavy withdrawals.

**CTC DUST:** 15,895 packages of Current Season & 90 packages of Old Season teas on offer met with fair demand. Good liquoring Dusts were a good market and were generally firm to a little easier. Others were a fair market and sold at much easier rates with fair withdrawals. BLF Dusts met with less demand at easier rates with heavier withdrawals.

**COMMENTS:** Offerings were very heavy this week and general quality also showed some decline. Blenders were quite selective whereby only bright liquoring types sold reasonably well whilst all others suffered heavy withdrawals. Loose tea buyer were virtually absent. In all, this sale witnessed a fair drop in price and also heavy withdrawals. Dusts were an easier market.

(Courtesy - National Brokers Limited)

## KOLKATA AUCTION OF 08TH AUGUST 2023

Fair demand. Good and best categories on offered so far selling irregularly at around last levels. Remainder yet to be seen. (JT running at 72%). HUL / TCPL / Western India / Internal operating/ Exporters silent so far.

(Courtesy - Associated Brokers Pvt. Ltd., Kolkata)

## MALAWI AUCTION OF 09TH AUGUST 2023

There was improved demand for the 3440 packages on offer.

BP1- N/A.

PF1 - sold 5 USC below valuation where sold.

PD - Received improved support and sold at 5 USC below valuation.

D1 - Few on offer fetched 2-7 USC dearer on last.

PF1SC - taken out with selected lines under bid.

Secondaries were firm on last to 1 USC dearer.

(Courtesy - Tea Brokers Central Africa Limited)

## GUWAHATI / JAKARTA AUCTION

The above market report details were not available at the time of printing this publication.