



**Ceylon Tea  
Brokers**



# MARKET SNAPSHOT

**SALE NO. 30 OF 31ST JULY / 02ND AUGUST 2023**

CEYLON TEA BROKERS PLC  
Level 7, Millenium House, No.46/58, Nawam Mawatha, Colombo 2  
Tel: 011-460777 Fax: 011-4607788  
Email: [general@ceylontebrokers.com](mailto:general@ceylontebrokers.com)  
Web: [www.ceylontebrokers.com](http://www.ceylontebrokers.com)

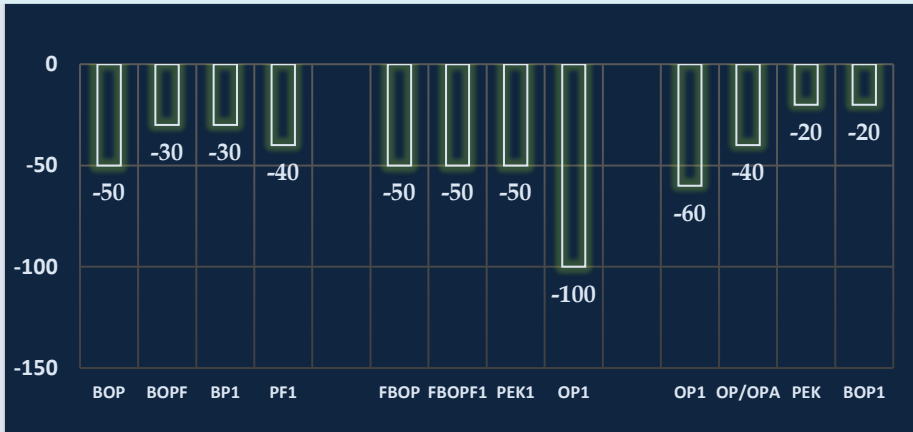
**Lower demand all-round.**

**Currency - 02nd August**  
LKR/USD 309.71

**July**  
Rs. 1,011.44  
USD \$ 3.17

**Elevation Average**

ELV	RS	USD
High	867.36	\$ 2.72
Medium	891.38	\$ 2.79
Low	1,108.03	\$ 3.47

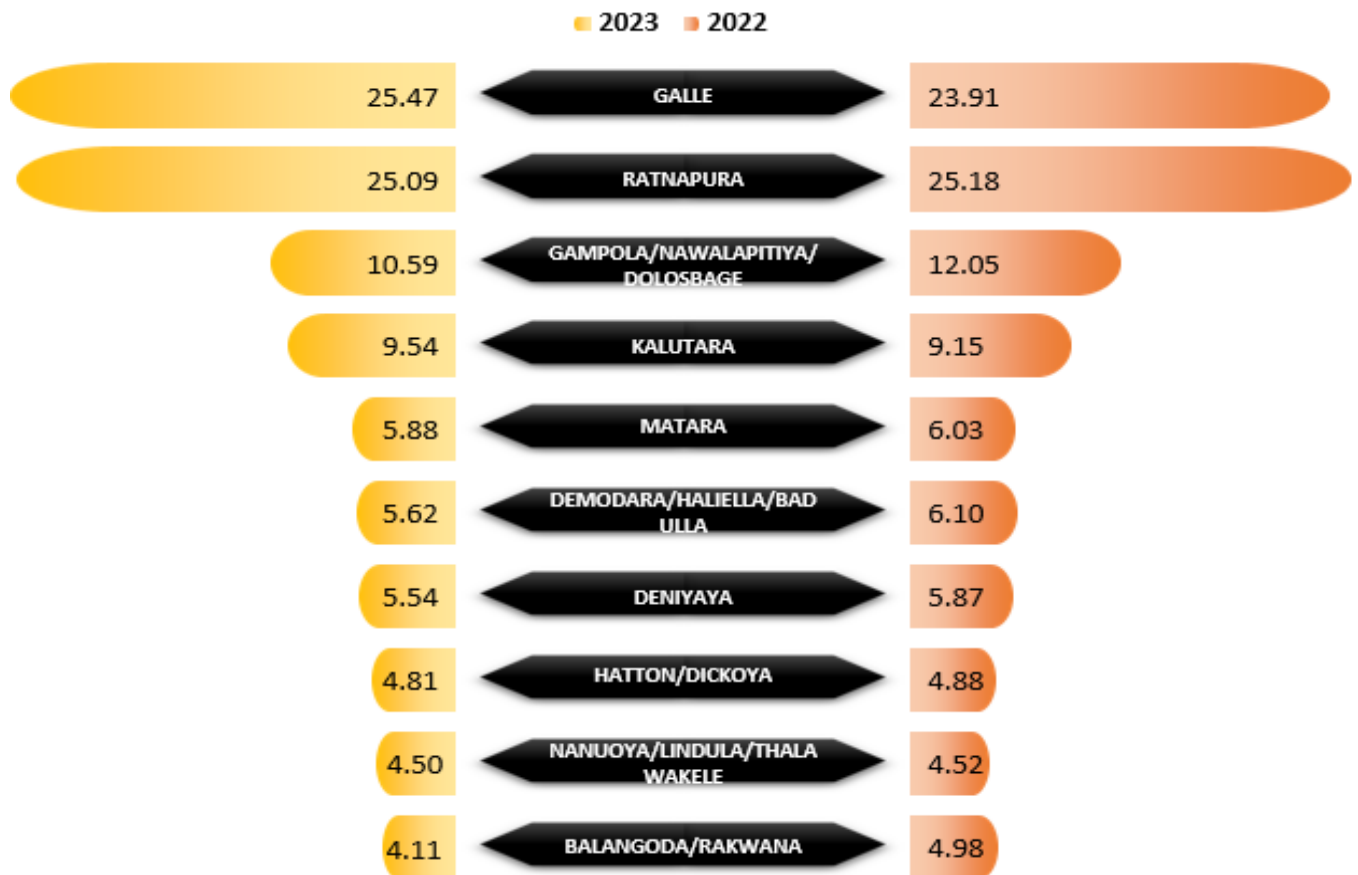


**EX-ESTATE**

**MEDIUM**

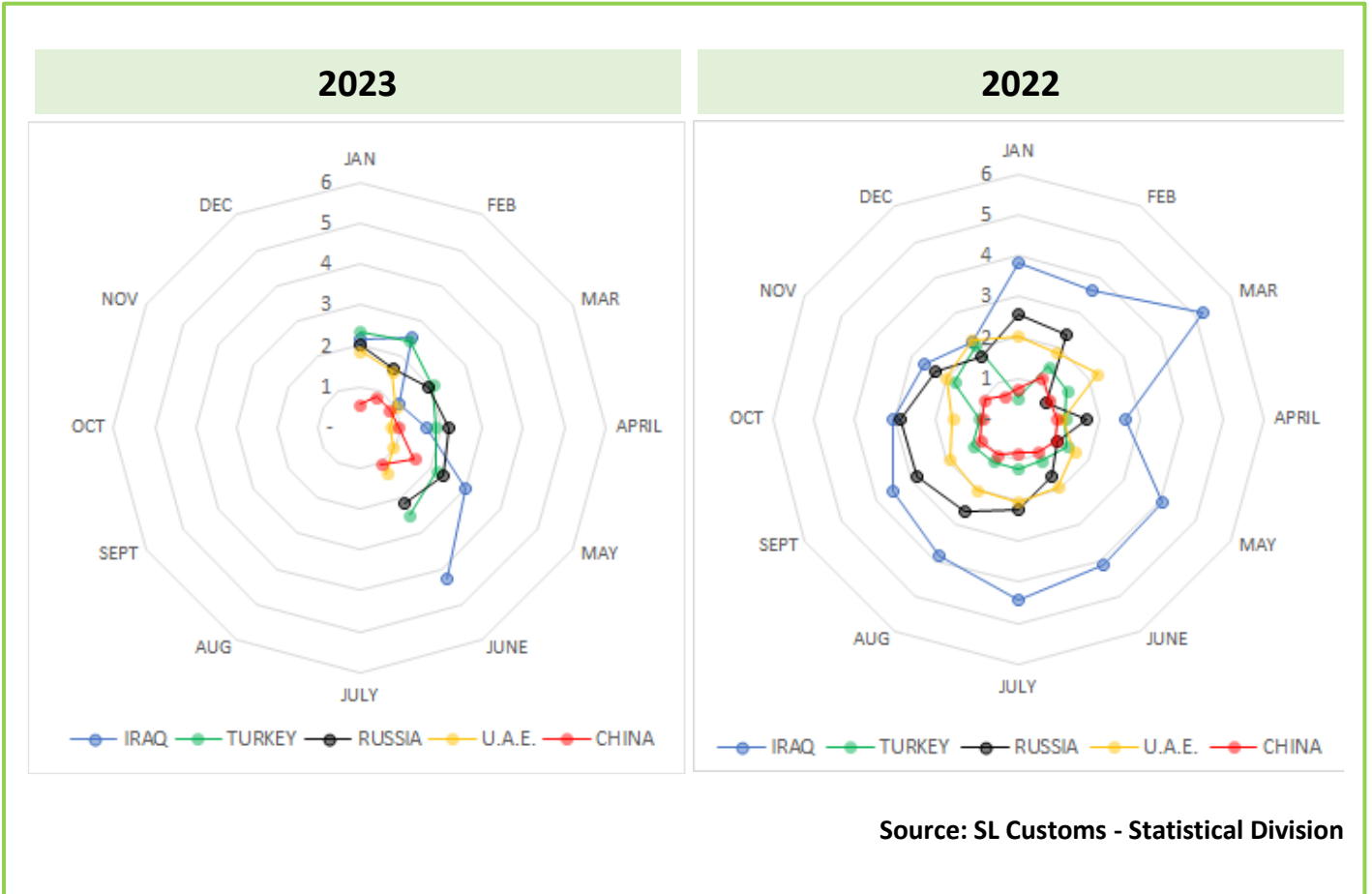
**LOW GROWN**

**TOP 10 AGRO CLIMATIC DISTRICTS ON TEA SOLD QUANTITY (IN MN KG)  
YTD JULY - 2023 VS 2022**



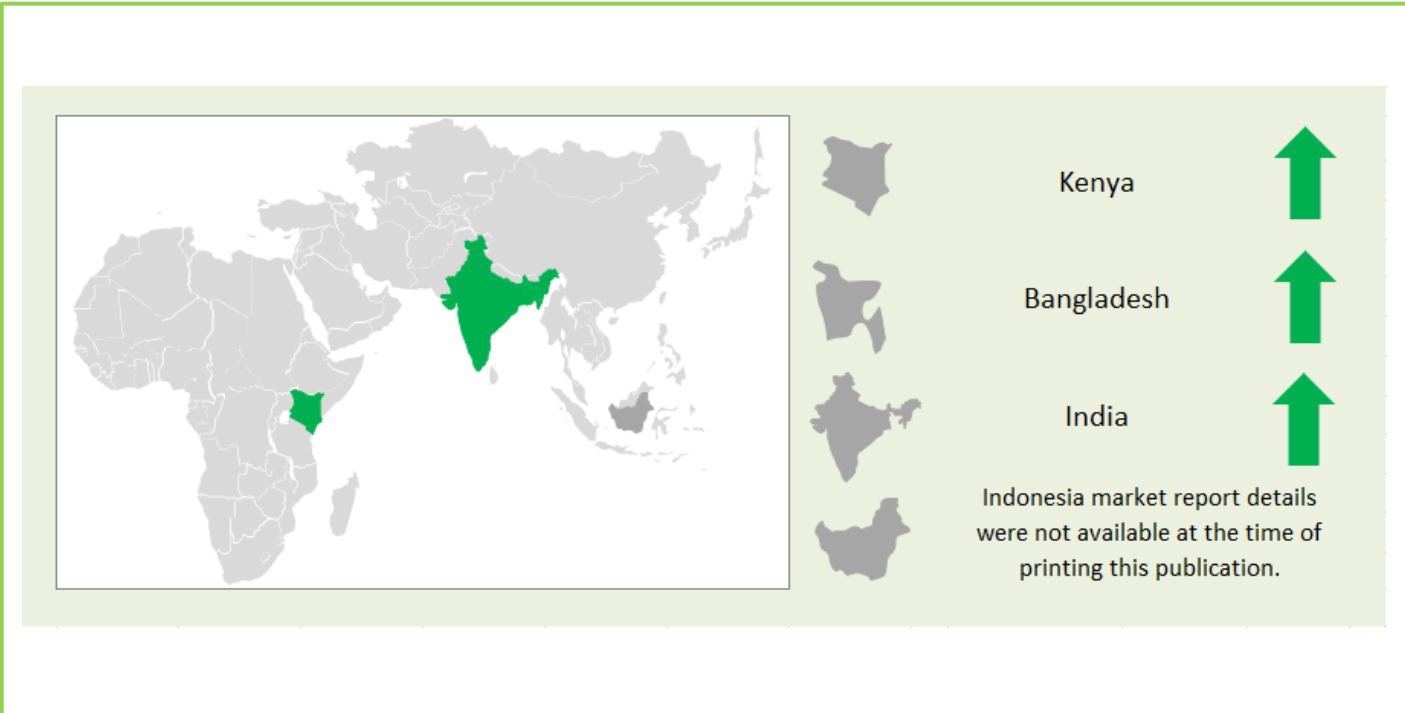
Source: S S P Corporate Services (Private) Limited

**MONTHLY SRI LANKA TEA EXPORTS (IN MN KG) – IRAQ, TURKEY, RUSSIA, U.A.E, CHINA  
2023 VS 2022**



Source: SL Customs - Statistical Division

**MARKET MOVEMENT AT INTERNATIONAL AUCTION CENTERS THIS WEEK**



## COMMENTS

Sale	Ex-Estate		Low Grown (Leafy/Tippy)		Total	
	Qty	Demand	Qty	Demand	Qty	Demand
30	0.86 MKGgs	Lower	2.4 Mkggs	Lower	6.1 Mkggs	Lower

WESTERN				
	SELECT BEST	BEST	BELOW BEST	PLAINER
BOP	↑ 30/-	↓ 50/-	↓ 30/-	↓ 50/-
BOPF	Firm	↓ 30/-	↓ 50/-	↓ 50/-

	NUWARA ELIYA	UDA PUSSELLAWA	UVA
BOP	↑ 250/-	↓ 20/-	↓ 100/-
BOPF	Unsold	↓ 50/-	↓ 30/-

	HIGH	MEDIUM	LOW
BP1	↓ 30/-	↓ 50/-	Firm
PF1	↓ 50/-	↓ 40/-	↓ 80/-

HIGH & MEDIUM				
	SELECT BEST	BEST	BELOW BEST	OTHERS
BOP1	Firm	Firm	Firm	Firm
OP1	↑ 50/-	Firm	↓ 50/-	↓ 50/-
FBOP	Firm	↓ 50/-	↓ 50/-	↓ 50/-
FBOPF1	Firm	↓ 50/-	↓ 50/-	↓ 50/-
PEK	Firm	↓ 50/-	↓ 50/-	↓ 50/-
PEK1	Firm	↓ 50/-	↓ 50/-	↓ 50/-
OP/OPA	↓ 20/-	↓ 20/-	↓ 20/-	↓ 20/-

LEAFY / SEMI LEAFY				
	SELECT BEST	BEST	BELOW BEST	OTHERS
OP1	↓ 100/-	↓ 50/-	↓ 70/-	Firm
BOP1	↓ 40/-	↓ 40/-	↓ 40/-	Firm
OP/OPA	↓ 40/-			
PEK	Firm			
PEK1	Firm			

SMALL LEAF / TIPPY				
FBOP	↓ 100/-	↓ 50/-	Firm	↓ 20/-
FBOP1	↓ 50/-	↓ 40/-	↓ 20/-	Firm
FBOPF1	↓ 50/-	↓ 20/-	↓ 20/-	↓ 20/-

PREMIUM FLOWERY		
	FBOPFEXSP	FBOPFSP
Select Best	↑ 100-200/-	↑ 50/-
Best	↑ 100/-	Firm
Below Best	↑ 50/-	↓ 40/-
Others	Firm	↓ 40-80/-



**Crude Oil**  
As at 02nd Aug 2023 – USD 85.14



**Mombasa Auction**  
Demand: Good general demand

**Sri Lanka Tea Sale Averages for the Month of July 2023** recorded Rs.1,011.44 (USD 3.17) vis-à-vis Rs.1,448.13 (USD 4.01) (-Rs.436.69) in 2022. High Grown for the month of July was Rs.867.36 as against Rs.1,204.57 (-Rs.337.21) in 2022. Medium Grown recorded Rs.891.38 vis-à-vis Rs.1,152.29 (-Rs.260.91) in 2022. Low Grown achieved Rs.1,108.03 vis-à-vis Rs.1,608.57 (-Rs.500.54) in 2022.

Cumulative figure for January / July stood at Rs.1,194.42 vis-à-vis Rs.1,081.93 in 2022. High Grown recorded Rs.1,115.14 as against Rs.931.18 in 2022. Medium Grown was Rs.1,029.81 vis-à-vis Rs.904.76 in 2022. Low Grown recorded Rs.1,270.29 vis-à-vis Rs.1,189.98 in 2022. All three elevations recorded an increase during the period of January – July 2023 when compared to the corresponding period of 2022 in the Rupee value. High and Medium Grown experienced a rise in the Dollar value, whereas Low Grown witnessed a marginal decline.

The total CTC average for the month of July 2023 was Rs.806.33. CTC High Grown recorded Rs.800.06; CTC Medium Grown were at Rs.741.11 whilst Low Grown recorded Rs.857.47.

(Please refer page No.15 for more details)

## CURRENCY BOARD – AS AT 02ND AUGUST 2023

	United States Dollars (USD)		European Community Euro (EUR)		United Kingdom pounds (GBP)	
	Corresponding		Corresponding		Corresponding	
	2023	2022	2023	2022	2023	2022
<b>Sri Lankan Rupee</b>	309.71	357.31	338.73	365.24	394.17	435.80

(Courtesy - Central Bank of Sri Lanka)

<b>Indian Rupee</b>	82.30	78.94	90.38	80.89	105.30	96.54
<b>Kenyan Shilling</b>	141.70	117.97	155.61	120.87	181.31	144.25
<b>Bangladesh Taka</b>	107.51	93.05	118.06	95.34	137.56	113.79
<b>Indonesian Rupiah</b>	15,117.70	14,849.00	16,600.70	15,214.40	19,342.80	18,157.90
<b>Malawi Kwacha</b>	1,046.02	1,016.57	1,148.63	1,041.58	1,338.36	1,243.09
<b>Vietnam Dong</b>	23,681.10	23,352.00	26,004.10	23,926.50	30,299.50	28,555.50

(Courtesy - Oanda Corporation)

### SRI LANKA RUPEE AGAINST US DOLLAR

TIME PERIOD 27/07/2023 TO 02/08/2023 (SPOT / BUYING RATE)

<b>27/07/2023</b>	322.85	<b>31/07/2023</b>	322.96
<b>28/07/2023</b>	322.67	<b>02/08/2023</b>	309.71

(Courtesy - Central bank of Sri Lanka)

### QUANTITY SOLD DURING THE PERIOD 24TH – 29TH JULY 2023

	2023		2022	
	WEEKLY	TODATE	WEEKLY	TODATE
<b>PRIVATE SALES</b>	85,268.85	2,918,428.26	80,669.00	2,578,268.08
<b>PUBLIC AUCTION</b>	5,025,762.00	143,031,605.50	4,548,122.00	147,077,237.00
<b>FORWARD CONTRACTS</b>	70,920.00	1,789,008.00	10,000.00	1,111,240.00
<b>DIRECT SALES</b>	-	-	-	-
<b>TOTAL</b>	5,181,950.85	147,739,041.76	4,638,791.00	150,766,745.08
<b>BMF EXCLUDED FROM PRIVATE SALE</b>	89,026.00	1,489,408.00	102,275.00	4,224,233.00

TEA  
TECH  
TIPS



*Graded teas need to contain particles of even size. Passing teas over a Michie Sifter fitted with a suitable mesh will help remove oversized particles.*

## CROP AND WEATHER (FOR THE PERIOD 24TH – 31ST JULY 2023)





























The Western and Nuwara Eliya planting districts experienced clear conditions throughout. The Department of Meteorology forecasts heavy showers in both regions with strong winds in Nuwara Eliya.

The Uva/Udapussellawa's reported sunny mornings followed by gloomy afternoons with scattered showers.

The Low grown reported bright weather throughout. Heavy rain is to be expected in the Ruhuna and Sabaragamuwa districts.

All districts reported a decline in their crop intake except for Nuwara Eliya's which maintained.

## WEATHER FORECAST (FOR THE PERIOD 03RD TO 09TH AUGUST 2023)

	Thu (03/08)	Fri (04/08)	Sat (05/08)	Sun (06/08)	Mon (07/08)	Tue (08/08)	Wed (09/08)
<b>Galle</b>	31°/22°C 	32°/24°C 	32°/23°C 	31°/26°C 	31°/28°C 	31°/26°C 	31°/26°C 
<b>Matara</b>	32°/22°C 	32°/22°C 	32°/23°C 	29°/25°C 	29°/24°C 	32°/23°C 	31°/27°C 
<b>Ratnapura</b>	32°/24°C 	33°/19°C 	31°/25°C 	29°/24°C 	30°/24°C 	34°/19°C 	34°/19°C 
<b>Hatton/ Talawakelle</b>	30°/14°C 	24°/18°C 	24°/18°C 	24°/18°C 	24°/18°C 	27°/15°C 	26°/18°C 

## ORDER OF SALE THIS WEEK

EX EST	H/M-OFF GR & DUST	LEAFY/ SEMI LEAFY/ TIPPY/PREM & BOP1A
JK	John Keells PLC	Forbes & Walker Tea Brokers (Pvt) Ltd
<b>CTB</b>	Asia Siyaka Commodities PLC	<b>Ceylon Tea Brokers PLC</b>
LC	Mercantile Produce Brokers (Pvt) Ltd	Bartleet Produce Marketing (Pvt) Ltd
AS	Forbes & Walker Tea Brokers (Pvt) Ltd	John Keells PLC
MC	Bartleet Produce Marketing (Pvt) Ltd	Eastern Brokers Ltd
BC	Lanka Commodity Brokers	Lanka Commodity Brokers
EB	<b>Ceylon Tea Brokers PLC</b>	Asia Siyaka Commodities PLC
FW	Eastern Brokers Ltd	Mercantile Produce Brokers (Pvt) Ltd

CATALOGUE	LOTS	QTY (KGS)
EX-ESTATE	769	860,025
HIGH AND MEDIUM	1,547	729,544
LOW GROWN (LEAFY)	2,147	883,674
LOW GROWN (SEMI LEAFY)	1,492	666,529
LOW GROWN (TIPPY)	1,824	894,399
OFF GRADES + BOP1A	2,676	1,428,210
DUSTS	592	578,656
PREMIUM FLOWERY	312	54,305
<b>TOTAL</b>	<b>11,359</b>	<b>6,095,342</b>

## HIGH GROWN TEAS

**BOP** Best Western's few select invoices gained by Rs.50/- per kg whilst the others were irregular and mostly easier. Below best were firm to Rs.30/- per kg lower. Plainer types lost Rs.50/- per kg on last. Nuwara Eliya's were up by Rs.200-250/- per kg. Uda Pussellawa's tended easier. A few Uva seasonal teas sold between Rs.1,300-2,600/- per kg. Others lower by Rs.100/- per kg.

**BOPF** Best Western's were firm. Below best were lower by Rs.50/- per kg. Plainer sorts were irregular and barely steady. Nuwara Eliya's were mostly unsold. Uda Pussellawa's were irregular and mostly lower. Improved demand for Uva seasonal teas, others were lower by Rs.30-40/- per kg.

## MEDIUM GROWN TEAS

**BOP1/OP1** **BOP1** – In general firm.  
**OP1** – Select best gained by Rs. 50/- per kg. Best held firm whilst all other declined by Rs. 50/- per kg.

**OP/OPA** Overall dropped by Rs.20/- per kg

**PEKOE/PEKOE1** Select best maintained whilst all others were easier by Rs. 50/- per kg.

**FBOP/FBOPF1** Select best remained unchanged, whilst all others dropped by Rs. 50/- per kg.

## CTC

**HIGH GROWN** **BP1** – Easier by Rs.30/- per kg.  
**PF1** – Shed by Rs.50/- per kg.

**MEDIUM GROWN** **BP1** – Eased by Rs.50/- per kg.  
**PF1** – Dropped by Rs.40/- per kg.

**LOW GROWN** **BP1** – Firm.  
**PF1** – Dearer by Rs.80/- per kg.

QUOTATIONS-HIGH GROWNS	BOP		BOPF	
BEST WESTERNS	1,100	1,320	1,100	1,200
BELOW BEST WESTERNS	860	1,080	840	1,080
PLAINER WESTERNS	750	850	750	830
NUWARA ELIYAS	1,080	1,360	N/A	
UDAPUSSELLAWAS	640	850	650	860
BEST UVAS	900	2,650	820	1,900
OTHER UVAS	690	840	670	810
GOOD MEDIUMS	900	1,400	N/A	
POOR MEDIUMS	N/A		700	740
QUOTATIONS – UNORTHODOX	BP1		PF1	
(CTC) CTC (High & Medium)	680	760	700	1,000
CTC (Low)	720	800	1,060	1,550

## LOW GROWN

<b>BOP1</b>	Select best maintained whilst best and below best were firm to easier. Poorer sorts held firm.
<b>OP1</b>	Select best OP1's were lower. Best and below best were firm to easier. Poorer sorts maintained.
<b>OP</b>	Select best were easier. Best and below best were irregularly lower. Poorer sorts firm to dearer.
<b>OPA</b>	Followed a similar trend to their OP counterparts.
<b>PEKOE/PEKOE1</b>	Select best together with full range of bold PEK's were firm to easier. Select best PEK1's maintained. Best and below best together with the poorer sorts followed a similar trend.
<b>FBOP/FBOP1</b>	Select best were lower, whilst all others held firm.
<b>BOP</b>	All-round firm to dearer
<b>BOPF</b>	All-round firm market.
<b>FBOPF/FBOPF1</b>	Select best and best FBOPF1's were lower. Others were barely steady. Better FBOPF's were dearer whilst others held firm.

QUOTATIONS	SELECT BEST	BEST	BELOW BEST	OTHER
BOP1	1,750-2,800	1,600-1,750	1,100-1,500	800-1,100
OP1	2,300-3,100	1,500-2,100	1,050-1,250	800-1,000
OP	1,260-1,320	1,180-1,240	950-1,100	800-950
OPA	1,200-2,150	1,000-1,180	900-1,000	800-900
PEKOE	1,750-2,300	1,400-1,600	1,050-1,300	800-1,000
PEKOE1	1,700-2,350	1,350-1,650	1,100-1,300	800-1,000
FBOP1	1,300- 1,900	920-1,200	700-860	Below 650
FBOP	1,700-2,350	1,200-1,550	900-1,100	Below 850
BOP	1,350-2,450	1,100-1,250	900-1,050	Below 880
BOPF	940-1,200	850-920	750-820	Below 720
FBOPF1	1,320-1,550	1,100-1,250	900-1,000	Below 820
FBOPF	1,100-1,600	780-980	680-750	Below 600
FFSP/FFEXSP/FFEXSP1	2,200-4,200	1,400- 2,000	1,100-1,300	Below 1,050



## OFF GRADES

**FGS/FGS1** High grown varieties were firm yet declined by Rs.10-20/- per kg as the sale progressed. Best, Medium and Low Grown were firm whilst the Below best and Bottom shed by Rs.30-40/- per kg.

**BM/BP** **BM** – Best varieties maintained. Below best and bottom eased by Rs.10-20/- per kg and more towards the closure.

**BP** – Cleaner types were lower by Rs.20-30/- per kg whilst the below best and bottom remained unchanged.

**BOP1A** Select best appreciated by Rs. 20-40/- per kg. Below best were firm. Teas at the lower end were firm to easier by Rs. 20-30/- per kg towards the closure of the sale.

	HIGH		MEDIUM		LOW	
<b>FNGS</b>	600	790	570	760	590	820
<b>P.FGS (CTC)</b>	710	730	570	760	660	750
<b>BP</b>	590	800	610	800	650	1280
<b>BM</b>	650	770	570	790	650	1200
<b>BOP1A</b>	660	880	660	1,000	660	1,360

## DUST

**DUST1** Best were firm. Below best were irregularly lower. CTC's and best low grown were maintained. Below best Low grown were irregularly easier.

**DUST** Cleaner Secondaries and low grown lost by Rs.40-60/- per kg.

	HIGH		MEDIUM		LOW	
<b>PRIMARY DUSTS</b>	1,080	1,700	720	810	820	920
<b>SECONDARY DUSTS</b>	750	1,000	600	700	500	800
<b>PDUST (CTC)</b>	850	1,020	760	850	1,000	1,260

## TOP PRICES - SALE NO. 30 OF 31ST JULY / 02ND AUGUST 2023

WESTERN MEDIUM			
Hatale	BOP	1,400.00	
Craighead	BOPSp	870.00	
Uplands	BOPF/BOPFSp	1,000.00	
Dartry valley	BOP1	1,600.00	
Harangalla	FBOP/FBOP1	1,800.00	
Dartry valley	FBOPF/FBOPF1	1,380.00	
Wattehena	OP/OPA	1,320.00	
Dartry valley	OP1	1,420.00	
Dartry valley	PEK/PEK1	1,800.00	
WESTERN HIGH			
Dessford	BOP	1,320.00	
Queensberry	BOPSp	1,020.00	
Great Western	BOPF/BOPFSp	1,200.00	
Glenloch	BOP1	1,280.00	
Inverness	FBOP/FBOP1	1,440.00	
Glenloch	FBOPF/FBOPF1	1,200.00	
Torrington	OP/OPA	1,020.00	
Venture	OP1	1,200.00	
Torrington	PEK/PEK1	1,550.00	
NUWARA ELIYA			
Mahagastotte	BOP	1,360.00	
Court Lodge	FBOP/FBOP1	800.00	
Court Lodge	OP/OPA	880.00	
Kenmare	OP/OPA	880.00	
Court Lodge	PEK/PEK1	1,140.00	
Lovers Leap	PEK/PEK1	1,140.00	
UDA PUSSELLAWAS			
Luckyland	BOP	850.00	
Gampaha	BOPSp	900.00	
Kirklees	BOPF/BOPFSp	860.00	
Blairlomond	BOP1	1,360.00	
<b>Alma</b>	<b>BOP1</b>	<b>1,340.00</b>	<b>@</b>
<b>Alma</b>	<b>FBOP/FBOP1</b>	<b>1,200.00</b>	<b>@</b>
Gampaha	FBOP/FBOP1	1,200.00	
Gampaha	FBOPF/FBOPF1	1,220.00	
<b>Alma</b>	<b>OP</b>	<b>1,140.00</b>	<b>@</b>
<b>Alma</b>	<b>OPA</b>	<b>1,060.00</b>	<b>@</b>
Blairlomond	OP1	940.00	
Blairlomond	PEK	1,600.00	
<b>Alma</b>	<b>PEK1</b>	<b>1,550.00</b>	<b>@</b>

UVA MEDIUM			
St.James	BOP	1,600.00	
Halpewatte Uva	BOPSp	1,180.00	
St.James	BOPF/BOPFSp	1,000.00	
Demodera 'S'	BOP1	1,850.00	
<b>Ury</b>	<b>BOP1</b>	<b>1,440.00</b>	<b>@</b>
Demodera 'S'	FBOP/FBOP1	1,360.00	
Telbedde	FBOP/FBOP1	1,360.00	
Halpewatte Uva	FBOPF/FBOPF1	1,280.00	
High Spring	FBOPF/FBOPF1	1,280.00	
High Spring	OP/OPA	1,220.00	
Glen Alpin	OP1	1,420.00	
St.James	PEK/PEK1	1,800.00	
Misty-Uva	PEK/PEK1	1,800.00	
UVA HIGH			
Uva Highlands	BOP	2,650.00	
Craig	BOPSp	1,060.00	
Uva Highlands	BOPF/BOPFSp	1,900.00	
Uvakellie	BOP1	1,360.00	
<b>Mount Uva</b>	<b>BOP1</b>	<b>1,300.00</b>	<b>@</b>
Craig	BOP1	1,300.00	
<b>Mount Uva</b>	<b>FBOP/FBOP1</b>	<b>1,360.00</b>	<b>@</b>
Uvakellie	FBOP/FBOP1	1,360.00	
Gonamotawa	FBOP/FBOP1	1,360.00	
Gonamotawa	FBOPF/FBOPF1	1,260.00	
<b>Mount Uva</b>	<b>OP/OPA</b>	<b>1,240.00</b>	<b>@</b>
Gonamotawa	OP1	1,400.00	
<b>Mount Uva</b>	<b>PEK</b>	<b>1,650.00</b>	<b>@</b>
Uva Highlands	PEK1	1,800.00	
UNORTHODOX HIGH			
<b>Ulgedara CTC</b>	<b>PF1</b>	<b>1,000.00</b>	<b>@</b>
Mount Vernon CTC	BP1	760.00	
<b>Mount Vernon CTC</b>	<b>BP1</b>	<b>750.00</b>	<b>@</b>
Dunsinane CTC	BPS	850.00	
UNORTHODOX MEDIUM			
New Peacock CTC	PF1	870.00	
Delta CTC	BP1	760.00	
Donside CTC	BPS	670.00	
UNORTHODOX LOW			
Hingalgoda CTC	PF1	1,550.00	
Cecilayan CTC	BP1	800.00	

## TOP PRICES - SALE NO. 30 OF 31ST JULY / 02ND AUGUST 2023

LOW GROWN				DUSTS			
New Vithanakande	BOP1	2,800.00		Mattakelle	DUST1	1,700.00	
Ceciliyan	OP1	3,100.00		Kalubowitiyana CTC	PD	1,260.00	
Sithaka	OP1	3,100.00					
Rotumba	OP	1,320.00					
<b>Lickra</b>	<b>OP</b>	<b>1,300.00</b>	<b>@</b>	<b>PREMIUM FLOWERY</b>			
New Falcon Lanka	OP	1,300.00		<b>Nilgiri</b>	<b>FBOPFSp</b>	<b>2,450.00</b>	<b>@</b>
Nahinigala Super	OP	1,300.00		<b>Rumassala Hills</b>	<b>FBOPFSp</b>	<b>2,400.00</b>	<b>@</b>
Kurunduwatta	OP	1,300.00		New Marakanda	FBOPFSp	2,400.00	
Dampahala	OP	1,300.00		<b>Brombil</b>	<b>FBOPFExSp</b>	<b>3,800.00</b>	<b>@</b>
<b>Veddagala</b>	<b>OP</b>	<b>1,280.00</b>	<b>@</b>	<b>Lickra</b>	<b>FBOPFExSp</b>	<b>3,650.00</b>	<b>@</b>
<b>Rumassala Hills</b>	<b>OP</b>	<b>1,280.00</b>	<b>@</b>	<b>Sihara</b>	<b>FBOPFExSp</b>	<b>3,650.00</b>	<b>@</b>
<b>Wathurawila</b>	<b>OP</b>	<b>1,280.00</b>	<b>@</b>	Ihalapanapitiya	FBOPFExSp1	4,200.00	
<b>Ivy Hills</b>	<b>OP</b>	<b>1,280.00</b>	<b>@</b>	<b>Lions</b>	<b>FBOPFExSp1</b>	<b>3,300.00</b>	<b>@</b>
<b>Nilgiri</b>	<b>OP</b>	<b>1,280.00</b>	<b>@</b>	<b>Wathurawila</b>	<b>FBOPFExSp1</b>	<b>2,450.00</b>	<b>@</b>
<b>Himara</b>	<b>OP</b>	<b>1,280.00</b>	<b>@</b>				
<b>Lickra</b>	<b>OP</b>	<b>1,280.00</b>	<b>@</b>	<b>OFF GRADES</b>			
Thisara Super	OP	1,280.00		Sachitha	FGS/FGS1	820.00	
Temple Valley Super	OP	1,280.00		Bambarawana Hills	FGS/FGS1	810.00	
Millawitiya Super	OP	1,280.00		Falcon Lanka	FGS/FGS1	810.00	
Karagoda	OP	1,280.00		Aldora	FGS/FGS1	810.00	
Ceyenta	OP	1,280.00		Andaradeniya Hills	FGS/FGS1	810.00	
New Mount Carmel	OP	1,280.00		<b>Samilka</b>	<b>FGS/FGS1</b>	<b>800.00</b>	<b>@</b>
New Nivithigala	OP	1,280.00		Stokesland	FGS/FGS1	800.00	
Rotumba	OPA	2,150.00		Chandrika Estate	FGS/FGS1	800.00	
Liyonta	PEK	2,300.00		Wattahena	FGS/FGS1	800.00	
Mahaliyadda	PEK1	2,350.00		Chandrika CTC	PF	750.00	
<b>Kuttapitiya Super</b>	<b>PEK1</b>	<b>2,250.00</b>	<b>@</b>	Kurunduwatta	BM	1,200.00	
<b>Peak View Super</b>	<b>PEK1</b>	<b>2,200.00</b>	<b>@</b>	Hidellana	BP	1,280.00	
Liyonta	PEK1	2,200.00		Chandrika Estate	BOP1A	1,360.00	
Gunawardena	PEK1	2,200.00					
New Hopewell	PEK1	2,200.00					
Hidellana	BOP	2,450.00					
<b>Rajjuruwatta Super</b>	<b>BOP</b>	<b>2,300.00</b>	<b>@</b>				
<b>Suduwelipothahena Super</b>	<b>BOPSp</b>	<b>1,750.00</b>	<b>@</b>				
<b>Wathurawila</b>	<b>BOPF</b>	<b>1,200.00</b>	<b>@</b>				
<b>Pothotuwa</b>	<b>BOPF</b>	<b>1,200.00</b>					
<b>Golden Garden</b>	<b>BOPFSp</b>	<b>1,340.00</b>	<b>@</b>				
Wattahena	BOPFSp	1,340.00					
Pothotuwa	FBOP	2,350.00					
Wattahena	FBOP1	1,900.00					
<b>Sihara</b>	<b>FBOPF</b>	<b>1,600.00</b>	<b>@</b>				
Katanwila	FBOPF	1,600.00					
Pothotuwa	FBOPF1	1,550.00					
<b>New J.S.P</b>	<b>FBOPF1</b>	<b>1,500.00</b>	<b>@</b>				
Pothotuwa	FBOPF1	1,500.00					
Gunawardena	FBOPF1	1,500.00					

**FUTURE SALES INFORMATION**  
**SALE NO 31 OF 08TH /09TH AUGUST 2023**

EX-ESTATE	H/M-OFF GR & DUST	LEAFY/ SEMI LEAFY/ TIPPY/PREM & BOP1A
<b>CTB</b>	Asia Siyaka Commodities PLC	<b>Ceylon Tea Brokers PLC</b>
LC	Mercantile Produce Brokers (Pvt) Ltd	Bartleet Produce Marketing (Pvt) Ltd
AS	Forbes & Walker Tea Brokers (Pvt) Ltd	John Keells PLC
MC	Bartleet Produce Marketing (Pvt) Ltd	Lanka Commodity Brokers
BC	Lanka Commodity Brokers	Asia Siyaka Commodities PLC
EB	<b>Ceylon Tea Brokers PLC</b>	Eastern Brokers Ltd
FW	Eastern Brokers Ltd	Mercantile Produce Brokers (Pvt) Ltd
JK	John Keells PLC	Forbes & Walker Tea Brokers (Pvt) Ltd

**Buyers Prompt: 15.08.2023**

**Sellers Prompt: 16.08.2023**

**AWAITING SALE - CATALOGUE DETAILS**

	SALE OF 08TH / 09TH AUG 2023		SALE OF 15TH / 16TH AUG 2023	
	LOTS	QTY(KGS)	LOTS	QTY(KGS)
<b>EX-ESTATE</b>	751	839,206	708	780,220
<b>HIGH AND MEDIUM</b>	1,506	717,032	1,448	658,687
<b>LOW GROWN (LEAFY)</b>	2,099	867,912	2,026	825,151
<b>LOW GROWN (SEMI LEAFY)</b>	1,536	671,632	1,502	675,477
<b>LOW GROWN (TIPPY)</b>	1,758	851,623	1,764	856,766
<b>OFF GRADES+BOP1A</b>	2,576	1,377,512	2,484	1,328,624
<b>DUSTS</b>	596	589,792	547	556,375
<b>PREMIUM FLOWERY</b>	321	54,710	343	56,080
<b>TOTAL</b>	<b>11,143</b>	<b>5,969,419</b>	<b>10,822</b>	<b>5,737,380</b>
<b>MAIN SALE &amp; EX ESTATE CLOSED ON</b>	<b>20TH JULY 2023</b>		<b>27TH JULY 2023</b>	

**SALE NO. 33 – 22ND/ 23RD AUGUST 2023**

Ex-Estate catalogue and Main Sale catalogues are scheduled to be closed on the 03rd August 2023.

**SALE NO. 34 – 28TH/ 29TH AUGUST 2023**

Ex-Estate catalogue and Main Sale catalogues are scheduled to be closed on the 10th August 2023.

**SALE NO. 35 – 05TH/ 06TH SEPTEMBER 2023**

Ex-Estate catalogue and Main Sale catalogues are scheduled to be closed on the 17th August 2023.

## ELEVATION WISE – STATISTICS – COLOMBO AUCTION AVERAGES

Elevation	LAST WEEK	WEEK BEFORE LAST	LAST YEAR	YEAR BEFORE
	(RS)	(RS)	(RS)	(RS)
	Sale- 25.07.2023	Sale- 18.07.2023	Corres 2022	Corres 2021
Uva High	834.81	849.57	1231.56	517.65
Western High	856.50	904.03	1363.61	566.44
CTC High	794.30	776.51	1287.24	502.46
Total High Grown	848.24	885.04	1305.19	550.57
Uva Medium	950.89	950.13	1305.23	555.29
Western Medium	862.98	840.72	1155.94	510.86
CTC Medium	740.68	743.33	998.94	458.35
Total Medium Grown	893.73	879.82	1202.84	525.14
Orthodox Low	1174.19	1135.88	1678.17	646.27
CTC Low	924.79	870.54	1478.08	480.43
Total Low Grown	1161.67	1122.92	1661.73	636.93
<b>TOTAL</b>	<b>1041.93</b>	<b>1022.51</b>	<b>1519.68</b>	<b>598.81</b>

Elevation	LAST WEEK	WEEK BEFORE LAST	LAST YEAR	YEAR BEFORE
	(\$)	(\$)	(\$)	(\$)
	Sale- 25.07.2023	Sale- 18.07.2023	Corres 2022	Corres 2021
Uva High	2.54	2.63	3.41	2.59
Western High	2.60	2.80	3.78	2.83
CTC High	2.41	2.41	3.56	2.51
Total High Grown	2.58	2.74	3.61	2.75
Uva Medium	2.89	2.94	3.61	2.78
Western Medium	2.62	2.60	3.20	2.56
CTC Medium	2.25	2.30	2.77	2.29
Total Medium Grown	2.72	2.73	3.33	2.63
Orthodox Low	3.57	3.52	4.65	3.23
CTC Low	2.81	2.70	4.09	2.40
Total Low Grown	3.53	3.48	4.60	3.19
<b>Weekly Total (USD)</b>	<b>3.17</b>	<b>3.17</b>	<b>4.21</b>	<b>3.00</b>
<b>Exchange Rate (LKR)</b>	<b>329.00</b>	<b>322.81</b>	<b>361.09</b>	<b>199.93</b>

Elevation	TODATE	TODATE	TODATE	TODATE	TODATE	TODATE
	2021	2022	2023	2021	2022	2023
	(RS)	(RS)	(RS)	(\$)	(\$)	(\$)
Uva High	556.25	959.34	1005.07	2.83	3.25	3.04
Western High	603.01	943.18	1160.99	3.07	3.20	3.51
CTC High	531.43	788.40	1025.64	2.71	2.67	3.10
Total High Grown	589.36	948.44	1112.83	3.00	3.22	3.36
Uva Medium	572.35	1030.60	1035.47	2.91	3.50	3.13
Western Medium	549.41	856.17	1007.95	2.80	2.90	3.05
CTC Medium	512.18	711.05	948.39	2.61	2.41	2.87
Total Medium Grown	556.25	911.15	1016.84	2.83	3.09	3.07
Orthodox Low	662.24	1228.18	1299.51	3.37	4.17	3.93
CTC Low	511.31	808.07	961.31	2.60	2.74	2.91
Total Low Grown	653.33	1199.86	1280.96	3.33	4.07	3.87
<b>TOTAL</b>	<b>622.93</b>	<b>1096.97</b>	<b>1200.63</b>	<b>3.17</b>	<b>3.72</b>	<b>3.63</b>

Cumulative Sale Averages – 1 USD= Rs. (Monthly Weighted Average) 196.42 294.86 330.85

(Source: MSL/ CBSL)

## WORLD TEA PRODUCTION (IN MILLION KILOS)

Country	Month	Month		To-date		Diff (+/-)
		2022	2023	2022	2023	2022 vs 2023
Sri Lanka	Jun	20.1	22.9	133.2	134.4	1.2
Bangladesh	Jun	12.59	10.72	27.06	26.44	-0.62
Kenya	May	50.25	57.88	227.85	225.51	-2.34
Malawi	May	4.53	3.89	30.51	28.89	-1.62
North India	May	101.4	102.1	227.9	234.3	6.4
South India	May	27.8	25.7	95.7	85.6	-10.1

(Source: Africa Tea Brokers/National Brokers Ltd)

## MOMBASA AUCTION OF 31ST JULY, 01ST & 02ND AUGUST 2023

Good general demand for the 217,834 packages (14,436,932.00 kilos) available in the market with 39.66% unsold.

Pakistan Packers showed more activity while Kazakhstan and other CIS states continued strong. Afghanistan, Bazaar, UK, Yemen and other Middle Eastern countries maintained useful support with reduced interest from Egyptian Packers and Russia. Sudan lent good participation with some enquiry from Iran. Local Packers maintained activity in line with price with Somalia maintaining activity at the lower end of the market..

**BP1:** Best – Met good but irregular interest at steady to USC127 dearer to easier by up to USC61. Brighter – Were firm to USC20 dearer with selected teas advancing by USC36 and USC146 to easier by up to USC10. Mediums – KTDA mediums saw improved absorption at reserve price levels and select invoices gained USC32 while plantation mediums advanced by up to USC36. Lower Medium – Most were firm to dearer by up to USC30 but some teas shed up to USC18. Plainer – Were steady to dearer by up to USC22.

**PF1:** Best – Ranged between firm to USC12 above previous levels to easier by up to USC17. Brighter – Steady to USC15 dearer. Mediums – KTDA mediums were firm to USC12 dearer with plantation mediums varying between USC5 dearer to easier by USC9. Lower Medium – Were irregular ranging between steady to USC16 dearer to USC22 below last prices. Plainer – Varied between firm to USC22 dearer to easier by up to USC16.

**PDUST:** Best – Met irregular enquiry and varied from steady to USC20 dearer to USC16 below previous levels. Brighter – Were firm to USC18 dearer. Mediums – KTDA mediums were steady to USC6 dearer while plantation mediums ranged between USC6 dearer to easier by USC2. Lower Medium – Shed up to USC15 but a few invoices advanced by up to USC5 with select teas gaining USC10. Plainer – Were mostly firm to USC22 easier but a few selected lines appreciated by up to USC17.

**DUST1:** Best – Were firm to USC14 dearer. Brighter – Steady to USC13 above last rates. Mediums – KTDA mediums varied between firm to USC10 dearer to USC4 easier while plantation mediums appreciated by up to USC20. Lower Medium – Were irregular and ranged between steady to USC14 dearer to USC25 below previous prices. Plainer – Saw reduced enquiry and shed up to USC22 but a few teas gained USC15 and USC24.

(Courtesy - Africa Tea Brokers Limited)

## GUWAHATI AUCTION OF 01ST AUGUST 2023

Fair Demand at irregular around last levels. ( Parcon running at 56%). HUL / Internal / Exporters operating. TCPL selective.

(Courtesy - Associated Brokers Pvt. Ltd., Guwahati)

## BANGLADESH AUCTION OF 31ST JULY 2023

**CTC LEAF:** 57,300 packages of Current Season teas on offer met with a good demand but slackened as the sale progressed.

**BROKENS:** Brokens particularly BOPs were in much less demand and witnessed quite a lot of withdrawals. These where sold registered a sharp decline in value. BLF teas met with a limited interest with heavy withdrawals.

**FANNINGS:** Good Fannings met with a fairly good market but were easier compared to last. Medium and plainer varieties were less in demand and prices eased in line with quality. BLF teas met with a limited interest with heavy withdrawals.

**CTC DUST:** 15,549 packages of Current Season teas on offer met with fair demand with some withdrawals. Good liquoring Dusts had fair demand and sold Tk.5/- to Tk.10/- below last levels. Mediums were an easier market with some withdrawals selling between Tk. 5/- and Tk. 10/- less than last. Plain and BLFs had some withdrawals and sold Tk.5/- to Tk.8/- below last. Blenders were fairly active whilst Loose tea buyers were very selective.

**COMMENTS:** Offerings continued to be large and quite in excess of the requirement and as a result, withdrawals were more with progressive decline in demand and prices. Blenders were active with some support from the Loose tea buyers. Dusts were in much less demand and took a sharp drop in price.

(Courtesy - National Brokers Limited)

## KOLKATA AUCTION OF 01ST / 02ND AUGUST 2023

Good demand. Assams are selling at barely steady to irregularly easier levels. W I - Operating. HUL - Some enquiry . TCPL - Some enquiry. Exporters - Some enquiry. Based on JT (1st session ) Catalogue .

(Courtesy - Associated Brokers Pvt. Ltd., Kolkata)

## MALAWI AUCTION OF 02ND AUGUST 2023

Less demand continued for the 3140 packages on offer with all main grades remaining unsold.

BP1 - N/A

PF1/PF1SC - All taken out.

D1 - Few available were taken out under bid.

PD - N/A

Secondaries - fully firm on last.

(Courtsey - Tea Brokers Central Africa Limited)

## JAKARTA AUCTION

The above market report details were not available at the time of printing this publication.

## Sri Lanka Tea Sale Averages - Sub Elevation Wise – Month of July 2023

(Excluding Black tea sales from refuse tea processing centres, Organic tea sales and Green tea sales)

### Combined Averages (Orthodox & CTC)

ELEVATION	JULY 2023	JANUARY TO JULY - 2023
UVA HIGH	860.20	1,018.05
WESTERN HIGH	873.08	1,171.17
<b>TOTAL HIGH GROWN</b>	<b>868.44</b>	<b>1,122.08</b>
UVA MEDIUM	934.25	1,030.00
WESTERN MEDIUM	851.11	1,009.31
<b>TOTAL MEDIUM GROWN</b>	<b>879.44</b>	<b>1,016.04</b>
<b>LOW GROWN</b>	<b>1,111.13</b>	<b>1,273.36</b>
<b>TOTAL</b>	<b>1,014.08</b>	<b>1,197.51</b>

### CTC Averages

ELEVATION	JULY 2023	JANUARY TO JULY - 2023
CTC HIGH	800.06	1,051.42
CTC MEDIUM	741.11	942.97
CTC LOW	857.47	960.78
<b>CTC TOTAL</b>	<b>806.33</b>	<b>970.44</b>

### Orthodox Averages

ELEVATION	JULY 2023	JANUARY TO JULY - 2023
UVA HIGH	856.94	1,011.59
WESTERN HIGH	884.89	1,187.04
<b>TOTAL HIGH GROWN</b>	<b>874.18</b>	<b>1,128.14</b>
UVA MEDIUM	934.25	1,030.00
WESTERN MEDIUM	899.86	1,036.85
<b>TOTAL MEDIUM GROWN</b>	<b>914.55</b>	<b>1,034.07</b>
<b>LOW GROWN</b>	<b>1,133.36</b>	<b>1,301.76</b>
<b>TOTAL</b>	<b>1,037.50</b>	<b>1,223.12</b>

## Sri Lanka Tea Sale Averages - Elevation Wise – Month of July 2023

(Including Black tea sales from refuse tea processing centres, Organic tea sales and Green tea sales)

ELEVATION	JULY				JANUARY TO JULY			
	2023		2022		2023		2022	
	LKR	USD	LKR	USD	LKR	USD	LKR	USD
HIGH GROWN	867.36	2.72	1,204.57	3.34	1,115.14	3.39	931.18	3.17
MEDIUM GROWN	891.38	2.79	1,152.29	3.19	1,029.81	3.13	904.76	3.08
LOW GROWN	1,108.03	3.47	1,608.57	4.46	1,270.29	3.86	1,189.98	4.05
<b>TOTAL</b>	<b>1,011.44</b>	<b>3.17</b>	<b>1,448.13</b>	<b>4.01</b>	<b>1,194.42</b>	<b>3.63</b>	<b>1,081.93</b>	<b>3.68</b>

(Source: SLTB / CBSL)