



**Ceylon Tea
Brokers**

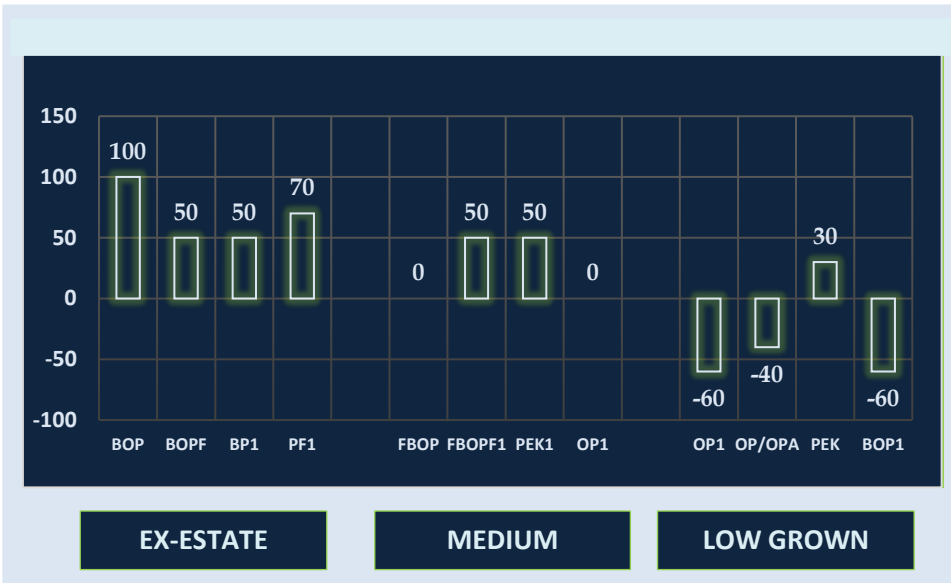


MARKET SNAPSHOT

SALE NO. 27 OF 11TH / 12TH JULY 2023

CEYLON TEA BROKERS PLC
Level 7, Millenium House, No.46/58, Nawam Mawatha, Colombo 2
Tel: 011-460777 Fax: 011-4607788
Email: general@ceylontebrokers.com
Web: www.ceylontebrokers.com

Ex-Estate met with improved demand whilst lower demand for Low Grown.



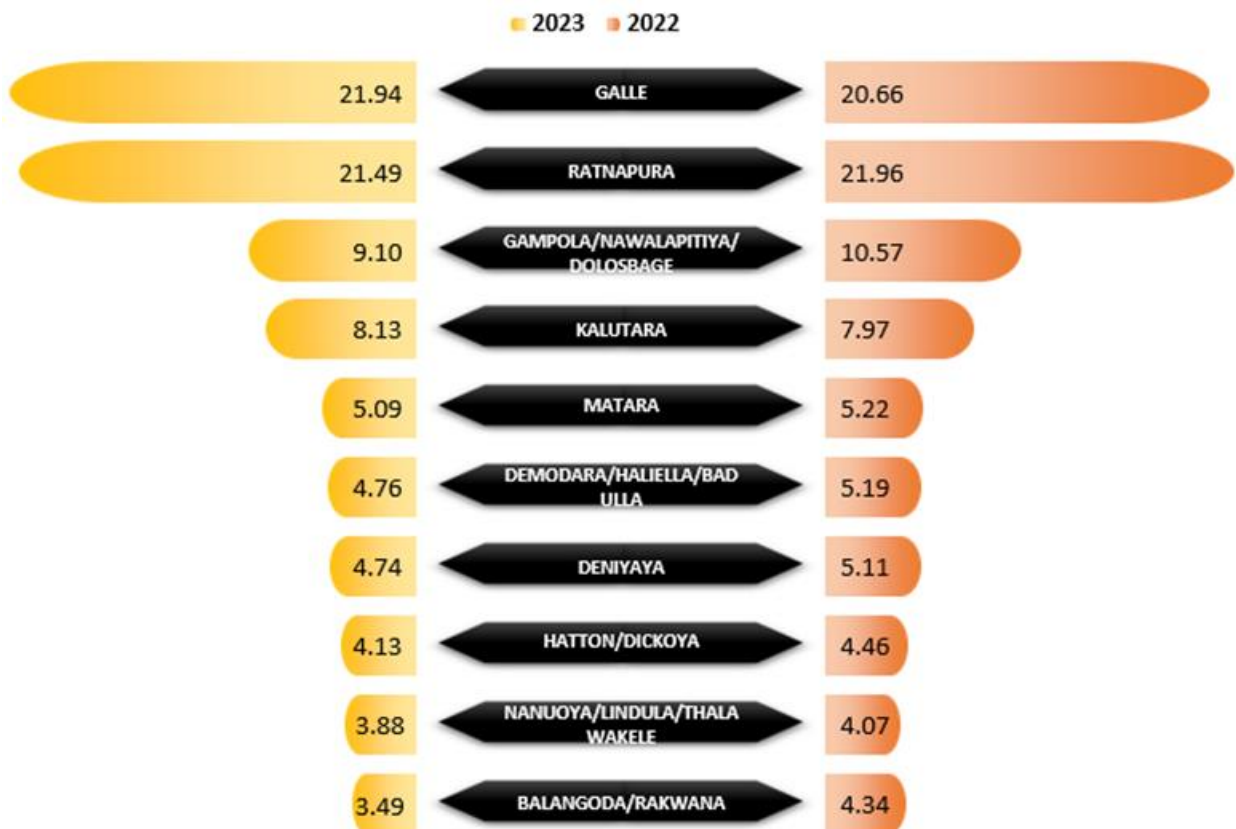
Currency - 12th July
LKR/USD 306.15

July (01st Sale)
Rs. 1,000.62
USD \$ 3.27

Elevation Average

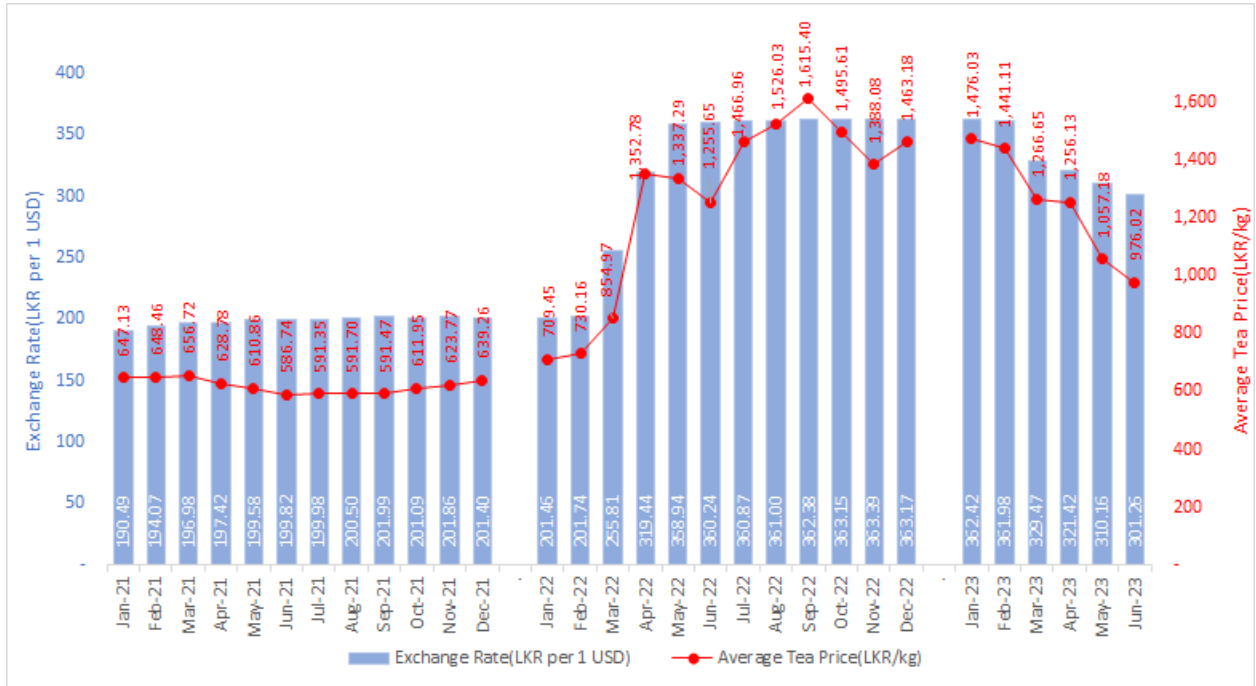
ELV	RS	USD
High	845.19	\$ 2.76
Medium	875.42	\$ 2.86
Low	1,093.66	\$ 3.57

TOP 10 AGRO CLIMATIC DISTRICTS ON TEA SOLD QUANTITY (IN MN KG)
YTD JUNE - 2023 VS 2022



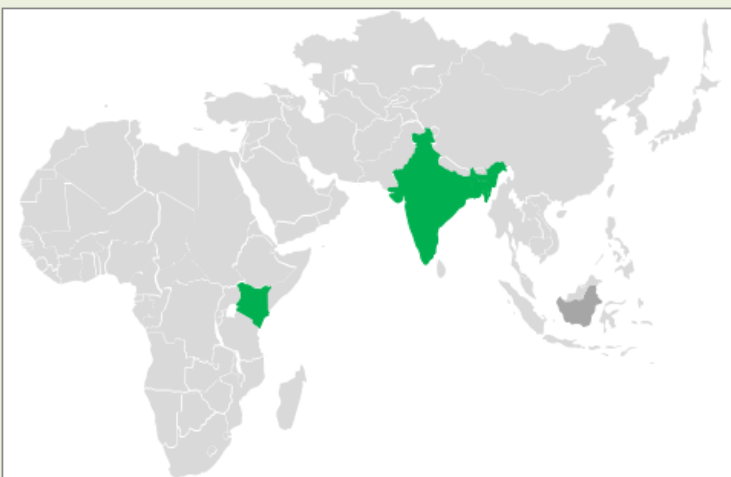
Source: S S P Corporate Services (Private) Limited

MONTHLY SRI LANKAN AVERAGE TEA SOLD PRICE(LKR/KG) VS EXCHANGE RATE (LKR PER 1 USD)



Source: S S P Corporate Services (Private) Limited, International Finance Statistics-Central Bank

MARKET MOVEMENT AT INTERNATIONAL AUCTION CENTERS THIS WEEK



- Kenya
 - Bangladesh
 - India
- Indonesia market report details were not available at the time of printing of this publication.

COMMENTS

Sale	Ex-Estate		Low Grown (Leafy/Tippy)		Total	
	Qty	Demand	Qty	Demand	Qty	Demand
27	0.95 MKGs	Improved	2.4 Mkgs	Lower	6.2 Mkgs	Lower

WESTERN				
	SELECT BEST	BEST	BELOW BEST	PLAINER
BOP	↑ 100/-	↑ 50/-	↑ 150/-	↑ 50/-
BOPF	↑ 100/-	↑ 100/-	↑ 100/-	↑ 50/-

	NUWARA ELIYA	UDA PUSSELLAWA	UVA
BOP	↑ 100/-	↑ 30/-	↑ 50/-
BOPF	N/A	Firm	Firm

	HIGH	MEDIUM	LOW
BP1	↑ 70/-	↑ 50/-	Firm
PF1	↑ 50/-	↑ 70/-	Firm

HIGH & MEDIUM				
	SELECT BEST	BEST	BELOW BEST	OTHERS
BOP1	↑ 50/-	↑ 50/-	Firm	Firm
OP1	↑ 50/-	Firm	Firm	Firm
FBOP	Firm	Firm	Firm	Firm
FBOPF1	↑ 50/-	↑ 50/-	↑ 50/-	Firm
PEK	Firm	Firm	Firm	Firm
PEK1	↑ 50/-	Firm	Firm	Firm
OP/OPA	↓ 50/-	↓ 50/-	↓ 20/-	↓ 20/-

LEAFY / SEMI LEAFY				
	SELECT BEST	BEST	BELOW BEST	OTHERS
OP1	↓ 80/-	↓ 60/-	Firm	↓ 30/-
BOP1	↓ 60/-	↓ 60/-	Firm	Firm
OP/OPA			↓ 40/-	
PEK			↑ 30/-	
PEK1			↑ 30/-	

SMALL LEAF / TIPPY				
FBOP	↓ 50/-	↓ 20/-	↓ 10/-	Firm
FBOP1	↓ 20/-	↓ 10/-	↓ 10/-	↓ 10/-
FBOPF1	↓ 40/-	↓ 10/-	↓ 20/-	↓ 10/-

PREMIUM FLOWERY		
	FBOPFEXSP	FBOPFSP
Select Best	↑ 300-400/-	↑ 100/-
Best	↑ 200/-	↓ 50/-
Below Best	↑ 100/-	↓ 50/-
Others	Firm	↓ 100/-



Crude Oil
As at 12th July 2023 – USD 79.59



Mombasa Auction
Demand: Improvement in general demand

CURRENCY BOARD – AS AT 12TH JULY 2023

	United States Dollars (USD)		European Community Euro (EUR)		United Kingdom pounds (GBP)	
	Corresponding		Corresponding		Corresponding	
	2023	2022	2023	2022	2023	2022
Sri Lankan Rupee	306.15	356.96	337.01	356.13	396.54	422.05

(Courtesy - Central Bank of Sri Lanka)

Indian Rupee	82.41	79.27	90.69	80.03	106.32	94.61
Kenyan Shilling	140.40	117.05	154.52	118.18	181.16	139.71
Bangladesh Taka	107.44	91.68	118.23	92.57	138.61	109.43
Indonesian Rupiah	15,150.90	14,984.30	16,672.20	15,128.90	19,546.20	17,885.10
Malawi Kwacha	1,041.78	1,022.45	1,146.38	1,032.31	1,344.00	1,220.38
Vietnam Dong	23,680.30	23,345.10	26,058.00	23,570.30	30,550.10	27,864.30

(Courtesy - Oanda Corporation)

SRI LANKA RUPEE AGAINST US DOLLAR

TIME PERIOD 06/07/2023 TO 12/07/2023 (SPOT / BUYING RATE)

06/07/2023	300.01	10/07/2023	304.02	12/07/2023	306.15
07/07/2023	302.65	11/07/2023	305.13		

(Courtesy - Central bank of Sri Lanka)

QUANTITY SOLD DURING THE PERIOD 03RD – 08TH JULY 2023

	2023		2022	
	WEEKLY	TODATE	WEEKLY	TODATE
PRIVATE SALES	89,871.45	2,643,633.00	75,276.50	2,345,127.58
PUBLIC AUCTION	5,439,797.00	127,327,086.50	4,626,386.00	133,049,934.00
FORWARD CONTRACTS	49,500.00	1,593,068.00	34,000.00	1,061,240.00
DIRECT SALES	-	-	-	-
TOTAL	5,579,168.45	131,563,787.50	4,735,662.50	136,456,301.58
BMF EXCLUDED FROM PRIVATE SALE	37,000.00	1,318,416.00	152,428.00	3,867,189.00

TEA
TECH
TIPS



Worn Roller Table surface and Battens must be replaced to impart tight twist in Orthodox tea grades.

CROP AND WEATHER (FOR THE PERIOD 03RD – 09TH JULY 2023)

The Western and Nuwara Eliya planting districts experienced bright mornings followed by scattered showers. The Department of Meteorology forecasts heavy showers in both regions.

The Uva/Udapussellawa's reported sunny mornings followed by occasional light showers.

The Low grown reported clear mornings followed by scattered evening showers. Heavy rain is to be expected in the Ruhuna and Sabaragamuwa districts.

All districts reported a decline in their crop intakes.

WEATHER FORECAST (FOR THE PERIOD 13TH – 19TH JULY 2023)

	Thu (13/07)	Fri (14/07)	Sat (15/07)	Sun (16/07)	Mon (17/07)	Tue (18/07)	Wed (19/07)
Galle	31°/22°C 	31°/24°C 	32°/23°C 	31°/22°C 	32°/23°C 	32°/23°C 	31°/22°C
Matara	32°/21°C 	33°/23°C 	32°/23°C 	32°/21°C 	32°/22°C 	32°/22°C 	32°/21°C
Ratnapura	33°/19°C 	33°/22°C 	34°/21°C 	33°/19°C 	34°/19°C 	34°/19°C 	33°/19°C
Hatton/ Talawakelle	26°/12°C 	26°/15°C 	27°/16°C 	26°/12°C 	27°/15°C 	27°/15°C 	26°/12°C

ORDER OF SALE THIS WEEK

EX EST	H/M-OFF GR & DUST	LEAFY/ SEMI LEAFY/ TIPPY/PREM & BOP1A
LC	Lanka Commodity Brokers	Lanka Commodity Brokers
BC	Ceylon Tea Brokers PLC	Asia Siyaka Commodities PLC
MC	Eastern Brokers Ltd	Mercantile Produce Brokers (Pvt) Ltd
AS	John Keells PLC	Eastern Brokers Ltd
FW	Asia Siyaka Commodities PLC	Forbes & Walker Tea Brokers (Pvt) Ltd
EB	Mercantile Produce Brokers (Pvt) Ltd	Ceylon Tea Brokers PLC
CTB	Forbes & Walker Tea Brokers (Pvt) Ltd	Bartleet Produce Marketing (Pvt) Ltd
JK	Bartleet Produce Marketing (Pvt) Ltd	John Keells PLC

CATALOGUE	LOTS	QTY (KGS)
EX-ESTATE	828	945,822
HIGH AND MEDIUM	1,611	774,845
LOW GROWN (LEAFY)	2,280	982,924
LOW GROWN (SEMI LEAFY)	1,495	653,305
LOW GROWN (TIPPY)	1,709	818,155
OFF GRADES + BOP1A	2,523	1,388,753
DUSTS	600	596,404
PREMIUM FLOWERY	283	46,690
TOTAL	11,329	6,206,898

HIGH GROWN TEAS

BOP Best Western's and select best were dearer by Rs. 50-100/- per kg. Below best too followed a similar trend. Plainer type selected invoices gained by Rs. 150/- per kg. Others increased by Rs. 50-100/- per kg. Nuwara Eliya's moved up by Rs. 100/- per kg. Uda Pussellawa's held firm. Uva's appreciated by Rs.50/- per kg and at times more.

BOPF Best Western's gained by Rs.100/- per kg and more. Below best too sold around similar levels. Plainer types were firm to Rs. 50/- per kg dearer. Nuwara Eliya's had hardly any offerings. Uda Pussellawa's maintained. Uva's too followed a similar trend.

MEDIUM GROWN TEAS

BOP1/OP1 **BOP1** - Select best and best gained by Rs. 50/- per kg. Others remained unchanged.

OP1 - Select best were dearer by Rs. 50/- per kg whilst all others were maintained.

OP/OPA Select best and best declined by Rs. 50/- per kg whilst below best and others dropped by Rs. 20/- per kg.

PEKOE/PEKOE1 **PEKOE** – Firm to last.

PEKOE1- Select best moved up by Rs. 50/- per kg. Others maintained.

FBOP/FBOPF1 **FBOP** – Overall held firm.

FBOPF1- Select best, best and below best appreciated by Rs. 50/- per kg whilst others maintained.

CTC

HIGH GROWN **BP1** – Gained by Rs.70/- per kg.

PF1 – Dearer by Rs.50/- per kg.

MEDIUM GROWN **BP1** – Moved up by Rs.50/- per kg.

PF1 – Appreciated by Rs.70/- per kg.

LOW GROWN **BP1** – Firm.

PF1 – Maintained.

QUOTATIONS-HIGH GROWNS	BOP		BOPF	
BEST WESTERNS	960	1280	940	1200
BELOW BEST WESTERNS	800	940	840	920
PLAINER WESTERNS	690	790	700	830
NUWARA ELIYAS	920	980	N/A	
UDAPUSSELLAWAS	660	920	670	820
BEST UVAS	850	1080	800	940
OTHER UVAS	670	800	730	790
GOOD MEDIUMS	950	1380	770	820
POOR MEDIUMS	700	940	700	730
QUOTATIONS – UNORTHODOX	BP1		PF1	
(CTC) CTC (High & Medium)	700	880	680	960
CTC (Low)	850	1180	1040	1300

LOW GROWN

BOP1	All-round firm market.
OP1	Select best OP1's were firm. Best and below best were easier. Poorer sorts maintained.
OP	Select best were firm. Best and below best irregularly lower. Poorer sorts firm to lower.
OPA	In general, easier.
PEKOE/PEKOE1	Select best together with full range of bold PEK's were firm. Select best PEK1 maintained. Best and below best together with the poorer sorts followed a similar trend.
FBOP/FBOP1	Select best held firm, whilst best and below best were lower. Others were firm.
BOP	All-round lower market.
BOPF	All-round firm market.
FBOPF/FBOPF1	Select best and best FBOPF1's were firm. Others were lower by Rs. 20-40/- per kg. FBOPF's had all around firm market.

QUOTATIONS	SELECT BEST	BEST	BELOW BEST	OTHER
BOP1	1,750-3,100	1,600-1,750	1,200-1,500	800-1,100
OP1	2,600-3,550	1,650-2,300	1,200-1,450	800-1,100
OP	1,200-1,650	1,200-1,300	950-1,100	800-950
OPA	1,200-1,650	1,100-1,250	950-1,050	800-950
PEKOE	1,700-2,350	1,350-1,600	1,050-1,200	800-1,000
PEKOE1	1,700-2,550	1,350-1,600	1,100-1,300	800-1,000
FBOP1	1,300- 1,950	920-1,200	700-860	Below 650
FBOP	1,600-2,250	1,100-1,400	900-1,000	Below 850
BOP	1,250-2,600	1,100-1,150	900-1,050	Below 880
BOPF	940-1,040	850-920	750-820	Below 720
FBOPF1	1,280-1,550	1,050-1,150	900-1,000	Below 820
FBOPF	1,000-1,600	780-980	680-750	Below 600
FFSP/FFEXSP/FFEXSP1	2,200-4,000	1,400-1,900	1,100-1,300	Below 1,050

OFF GRADES

FGS/FGS1 High grown varieties were lower by Rs.10-20/- per kg. Medium and low grown held firm yet eased towards the closure. CTC's maintained.

BM/BP **BM** – Best varieties were firm to Rs.10-20/- per kg easier. Below best and bottom shed by Rs. 30-40/- per kg.

BP – Declined by Rs. 20-40/- per kg.

BOP1A Select best declined by Rs. 30-60/- per kg and more towards the closure of the sale. Below Best and teas at the lower end declined by Rs.30-50/- per kg.

	HIGH		MEDIUM		LOW	
FNGS	600	810	550	800	530	860
P.FGS (CTC)	700	720	640	750	620	1220
BP	610	890	610	1020	580	1020
BM	670	790	630	920	500	1100
BOP1A	670	830	660	980	660	1320

DUST

DUST1 Best and below best were irregular. CTC's were dearer by Rs. 40-60/- per kg. Best low grown appreciated by Rs. 50-60/- per kg. Below best were irregularly lower.

DUST Cleaner secondaries and low grown lower by 40-50/- per kg.

	HIGH		MEDIUM		LOW	
PRIMARY DUSTS	1140	1600	860	1020	900	1380
SECONDARY DUSTS	750	1000	680	800	580	850
PDUST (CTC)	780	900	740	820	1060	1380

TOP PRICES - SALE NO. 27 OF 11TH / 12TH JULY 2023

WESTERN MEDIUM			
Ancoombra	BOP	1,380.00	
Hatale	BOPSp	840.00	
Uplands	BOPF/BOPFSp	900.00	
Harangalla	BOP1	1,850.00	
Harangalla	FBOP/FBOP1	1,700.00	
Dartry Valley	FBOP/FBOP1	1,700.00	
Harangalla	FBOPF/FBOPF1	1,320.00	
Dartry Valley	OP/OPA	1,380.00	
Craighead	OP1	1,800.00	
Harangalla	PEK/PEK1	1,950.00	
WESTERN HIGH			
Ingestre	BOP	1,280.00	
Gouravilla	BOP	1,280.00	
Queensberry	BOPSp	1,000.00	
Alton	BOPF/BOPFSp	1,200.00	
Inverness	BOP1	1,300.00	
Inverness	FBOP/FBOP1	1,260.00	
St Andrews	FBOPF/FBOPF1	1,120.00	
Weddemulla	OP/OPA	1,160.00	@
St Andrews	OP1	1,340.00	
St Andrews	PEK/PEK1	1,420.00	
Weddemulla	PEK/PEK1	1,360.00	@
NUWARA ELIYA			
Mahagastotte	BOP	980.00	
Kenmare	BOPSp	660.00	
Court Lodge	FBOP/FBOP1	1,020.00	
Court Lodge	OP/OPA	860.00	
Court Lodge	PEK/PEK1	1,100.00	
UDA PUSSELLAWAS			
Kirklees	BOP	920.00	
Luckyland	BOPSp	750.00	
Luckyland	BOPF/BOPFSp	820.00	
Kirklees	BOPF/BOPFSp	820.00	
Delmar	BOP1	1,800.00	
Alma	BOP1	1,400.00	@
Alma	FBOP/FBOP1	1,300.00	@
Alma	FBOPF/FBOPF1	1,180.00	@
Alma	OP/OPA	1,220.00	@
Blairlmond	OP1	1,360.00	
Alma	PEK	1,600.00	@
Alma	PEK1	1,650.00	@

UVA MEDIUM			
Demodera 'S'	BOP	1300.00	
Ury	BOP	1160.00	@
Halpewatte Uva	BOPSp	1080.00	
Dickwella	BOPF/BOPFSp	1220.00	
Halpewatta Uva	BOPF/BOPFSp	1220.00	
Halpewatte Uva	BOP1	1750.00	
Adawatte	FBOP/FBOP1	2400.00	
Tinioya	FBOPF/FBOPF1	1180.00	
Glen Alpin	OP/OPA	1140.00	
Aruna Passara	OP1	1400.00	
Halpewatta Uva	PEK/PEK1	1850.00	
UVA HIGH			
Uva Highlands	BOP	1020.00	
Ranaya	BOPSp	1120.00	@
Uva Highlands	BOPF/BOPFSp	1080.00	
Glenanore	BOP1	1550.00	
Mount Uva	BOP1	1420.00	@
Glenanore	FBOP/FBOP1	1550.00	
Mount Uva	FBOPF/FBOPF1	1200.00	@
Glenanore	OP/OPA	1140.00	
Mount Uva	OP/OPA	1120.00	@
Mount Uva	OP1	1460.00	@
Oodoowerre	OP1	1460.00	
Mount Uva	PEK	1650.00	@
Mount Uva	PEK1	1700.00	@
Ranaya	PEK1	1650.00	@
UNORTHODOX HIGH			
Ulugedara CTC	PF1	960.00	@
Dunsinane CTC	BP1	880.00	
Dunsinane CTC	BPS	830.00	
UNORTHODOX MEDIUM			
New Peacock CTC	PF1	840.00	
Donside CTC	BP1	840.00	
Donside CTC	BPS	810.00	
UNORTHODOX LOW			
Hingalgoda CTC	PF1	1300.00	
Kalubowitiyana CTC	BP1	1180.00	

TOP PRICES - SALE NO. 27 OF 11TH / 12TH JULY 2023

LOW GROWN				DUSTS			
Pothotuwa	BOP1	3,100.00		Mattakelle	DUST1	1,600.00	
Gunawardana	OP1	3,550.00		Ceciliyan CTC	PD	1,320.00	
New Deniyaya	OP	1,650.00					
Liyonta	OPA	1,650.00		PREMIUM FLOWERY			
Lions	OPA	1,600.00	@	Yalta	FBOPFSp	2,750.00	@
Lumbini	PEK	2,350.00		New Falcon Lanka	FBOPFExSp	4,000.00	
Golden Garden	PEK1	2,550.00		Sirisili	FBOPFExSp	3,250.00	
A C U Super	PEK1	2,450.00	@	Nilgiri	FBOPFExSp	3,100.00	@
Liyonta	PEK1	2,450.00		Sirisili	FBOPFExSp1	3,300.00	
Rajjuruwatta Super	BOP	2,600.00	@	Wathurawila	FBOPFExSp1	2,900.00	@
Golden Garden	BOP	2,600.00	@	Yalta	FBOPFExSp1	2,700.00	@
Hidellana	BOP	2,300.00					
Rumassala Hills	BOP	2,100.00	@	OFF GRADES			
Stream Line	BOPSp	2,550.00		Wellandura 'Special'	FGS/FGS1	860.00	
Andaradeniya Super	BOPSp	1,850.00		Hingalgoda CTC	PF	1,220.00	
Suduwelipothahena Super	BOPSp	1,750.00	@	Kurunduwatta	BM	1,100.00	
Lucky Kottawa	BOPF	1,040.00		Gunawardana	BM	1,060.00	
Menikkanda	BOPF	1,020.00	@	Co-op Win	BM	1,000.00	@
Chandrika Estate	BOPF	1,020.00		Urala	BP	1,020.00	
Berubeula	BOPFSp	1,400.00		Tinioya	BP	1,020.00	
Sithaka	FBOP	2,250.00		Rotumba	BP	1,020.00	
Gunawardana	FBOP	2,150.00		Kothmale Hills	BP	980.00	
Mulatiyana Hills	FBOP	2,100.00	@	Rajjuruwatta Super	BP	960.00	@
New Vithanakande	FBOP	2,100.00		Telbedde	BP	960.00	
Pothotuwa	FBOP	2,100.00		Diddenipotha	BP	960.00	
Hidellana	FBOP1	1,950.00		Chandrika Estate	BOP1A	1,320.00	
New Vithanakande	FBOP1	1,800.00					
A C U Super	FBOP1	1,650.00	@				
Sithaka	FBOP1	1,650.00					
Ceyenta	FBOPF	1,600.00					
Hidellana	FBOPF	1,600.00					
Pothotuwa	FBOPF1	1,550.00					
New J.S.P	FBOPF1	1,500.00	@				
Nelun Dalla	FBOPF1	1,500.00	@				
Pothotuwa	FBOPF1	1,500.00					

FUTURE SALES INFORMATION

SALE NO 28 OF 18TH / 19TH JULY 2023

EX-ESTATE	H/M-OFF GR & DUST	LEAFY/ SEMI LEAFY/ TIPPY/PREM & BOP1A
MC	Ceylon Tea Brokers PLC	Asia Siyaka Commodities PLC
AS	Eastern Brokers Ltd	Mercantile Produce Brokers (Pvt) Ltd
FW	John Keells PLC	Eastern Brokers Ltd
EB	Asia Siyaka Commodities PLC	Forbes & Walker Tea Brokers (Pvt) Ltd
CTB	Mercantile Produce Brokers (Pvt) Ltd	Ceylon Tea Brokers PLC
JK	Forbes & Walker Tea Brokers (Pvt) Ltd	Bartleet Produce Marketing (Pvt) Ltd
BC	Bartleet Produce Marketing (Pvt) Ltd	John Keells PLC
LC	Lanka Commodity Brokers	Lanka Commodity Brokers

Buyers Prompt: 25.07.2023

Sellers Prompt: 26.07.2023

AWAITING SALE - CATALOGUE DETAILS

	SALE OF 18TH / 19TH JULY 2023		SALE OF 25TH / 26TH JULY 2023	
	LOTS	QTY(KGS)	LOTS	QTY(KGS)
EX-ESTATE	806	919,185	808	923,677.0
HIGH AND MEDIUM	1,560	766,539	1,560	757,531
LOW GROWN (LEAFY)	2,146	889,296	2,102	888,782
LOW GROWN (SEMI LEAFY)	1,502	652,733	1,471	658,878
LOW GROWN (TIPPY)	1,617	770,925	1,641	789,841
OFF GRADES+BOP1A	2,508	1,373,263	2,277	1,248,971
DUSTS	613	617,319	563	575,200
PREMIUM FLOWERY	287	48,126	296	47,032
TOTAL	11,039	6,037,386	10,718	5,889,912.0
MAIN SALE & EX ESTATE CLOSED ON	29TH JUNE 2023		06TH JULY 2023	

SALE NO. 30 – 31ST JULY / 02ND AUGUST 2023

Ex-Estate catalogue and Main Sale catalogues are scheduled to be closed on the 13th July 2023.

SALE NO. 31 – 08TH / 09TH AUGUST 2023

Ex-Estate catalogue and Main Sale catalogues are scheduled to be closed on the 20th July 2023.

SALE NO. 32 – 15TH / 16TH AUGUST 2023

Ex-Estate catalogue and Main Sale catalogues are scheduled to be closed on the 27th July 2023.

ELEVATION WISE – STATISTICS – COLOMBO AUCTION AVERAGES

Elevation	LAST WEEK	WEEK BEFORE LAST	LAST YEAR	YEAR BEFORE
	(RS)	(RS)	(RS)	(RS)
	Sale- 04.07.2023	Sale- 27.06.2023	Corres 2022	Corres 2021
Uva High	833.02	822.96	1160.56	527.08
Western High	835.47	823.79	1168.61	551.10
CTC High	748.91	755.47	983.54	489.65
Total High Grown	834.69	823.51	1165.63	543.08
Uva Medium	917.83	918.23	1312.58	549.82
Western Medium	838.16	828.76	978.69	500.53
CTC Medium	725.94	725.52	920.21	476.42
Total Medium Grown	864.91	861.16	1094.81	515.29
Orthodox Low	1115.73	1133.72	1573.46	630.72
CTC Low	838.71	849.61	1203.64	485.08
Total Low Grown	1099.16	1115.77	1556.68	622.38
TOTAL	1000.37	1000.82	1401.12	585.88

Elevation	LAST WEEK	WEEK BEFORE LAST	LAST YEAR	YEAR BEFORE
	(\$)	(\$)	(\$)	(\$)
	Sale- 04.07.2023	Sale- 27.06.2023	Corres 2022	Corres 2021
Uva High	2.70	2.67	3.23	2.64
Western High	2.71	2.67	3.25	2.76
CTC High	2.43	2.45	2.73	2.45
Total High Grown	2.71	2.67	3.24	2.72
Uva Medium	2.98	2.98	3.65	2.75
Western Medium	2.72	2.69	2.72	2.50
CTC Medium	2.36	2.35	2.56	2.38
Total Medium Grown	2.81	2.79	3.04	2.58
Orthodox Low	3.62	3.68	4.37	3.16
CTC Low	2.72	2.76	3.35	2.43
Total Low Grown	3.57	3.62	4.33	3.11
Weekly Total (USD)	3.25	3.25	3.89	2.93
Exchange Rate (LKR)	308.12	308.12	359.79	199.91

Elevation	TODATE	TODATE	TODATE	TODATE	TODATE	TODATE
	2021	2022	2023	2021	2022	2023
	(RS)	(RS)	(RS)	(\$)	(\$)	(\$)
Uva High	560.91	926.89	1031.42	2.86	3.14	3.11
Western High	607.38	915.96	1196.10	3.09	3.11	3.61
CTC High	536.10	758.56	1060.45	2.73	2.57	3.20
Total High Grown	594.01	919.42	1146.36	3.02	3.12	3.46
Uva Medium	574.75	996.16	1049.06	2.93	3.38	3.16
Western Medium	554.22	832.04	1028.36	2.82	2.82	3.10
CTC Medium	518.06	693.12	976.28	2.64	2.35	2.94
Total Medium Grown	560.28	883.17	1034.98	2.85	3.00	3.12
Orthodox Low	664.77	1179.39	1318.84	3.38	4.00	3.98
CTC Low	514.91	762.46	970.60	2.62	2.59	2.93
Total Low Grown	655.82	1150.80	1299.47	3.34	3.90	3.92
TOTAL	626.24	1055.05	1222.98	3.19	3.58	3.69

Cumulative Sale Averages – 1 USD= Rs. (Monthly Weighted Average) 196.42 294.86 331.52

(Source: MSL/ CBSL)

WORLD TEA PRODUCTION (IN MILLION KILOS)

Country	Month	Month		To-date		Diff (+/-)
		2022	2023	2022	2023	2022 vs 2023
Sri Lanka	May	26	26.5	112.8	111.1	-1.7
Bangladesh	May	7.42	8.17	14.48	15.71	1.23
North India	May	101.4	102.1	227.9	234.3	6.4
South India	May	27.8	25.7	95.7	85.6	-10.1
Kenya	Apr	41.33	49.49	177	167.62	-9.38
Malawi	Apr	7.07	5.9	25.9	24.9	-1

(Source: Africa Tea Brokers/National Brokers Ltd)

MOMBASA AUCTION OF 10TH, 11TH & 12TH JULY 2023

There was some improvement in general demand for the 262,591 packages (17,328,143.00 kilos) available; 45.74% were neglected.

Afghanistan, Bazaar, Yemen and other Middle Eastern countries lent more support with Egyptian Packers and UK active. A section of Pakistan Packers maintained interest while others were absent. Kazakhstan and other CIS States were active but selective with some enquiry from Russia. Sudan and Iran and were absent. Local Packers maintained interest with Somalia active but at lower levels.

Best: Were irregular and varied between steady to USC7 dearer to easier by up to USC11. Brighter – Firm to USC14 above last prices with some teas remaining unsold. Mediums – KTDA mediums saw selected invoices sell at reserve price levels while most teas were neglected. Plantation mediums ranged between firm to USC9 dearer to easier by a similar margin.

Lower Medium – Were irregular with most lines easier by up to USC27 but some teas advanced by up to USC10 with select invoices dearer by USC42. Plainer – Ranged between USC16 dearer to easier by USC12.

PF1: Best – Steady to USC24 above previous levels. Brighter – Met improved interest at firm to USC19 dearer. Mediums – Most KTDA mediums remained unsold with only a few teas absorbed at steady to USC15 above last prices. Plantation mediums were firm to USC16 dearer. Lower Medium – Saw more but irregular enquiry and ranged between steady to USC23 dearer to easier by up to USC16. Plainer – Were irregular varying between firm to USC12 above previous rates to easier by up to USC10.

PDUST: Best – Varied between firm to USC14 dearer to easier by up to USC12. Brighter – Were firm to USC16 above previous levels. Mediums – KTDA mediums were steady at reserve prices with a number of teas neglected while plantations were irregular varying between firm to USC8 dearer to easier by up to USC6. Lower Medium – Saw irregular enquiry and ranged between steady to USC24 above last prices to USC12 easier. Plainer – Varied between USC16 dearer to easier by up to USC12.

DUST1: Best – Saw improved interest and appreciated by up to USC12. Brighter – Were firm to USC10 dearer. Mediums – KTDA mediums saw slightly more absorption at reserve price levels with select invoices advancing by up to USC4, however many teas still remained unsold. Plantations mediums were irregular varying between firm to USC6 dearer to easier by up to USC10. Lower Medium – Ranged between steady to USC10 dearer to USC8 below previous levels. Plainer – Met irregular activity varying between firm to USC10 dearer to easier by up to USC17.

SECONDARY GRADES: In the Secondary Catalogues, BPs tended dearer while PFs were firm. Clean well sorted coloury Fannings were irregular with similar DUSTs steady. Other Fannings held value while DUSTs were about firm. BMFs were well absorbed.

(Courtesy - Africa Tea Brokers Limited)

MALAWI AUCTION OF 12TH JULY 2023

There was reduced demand at easier rates for the 4540 packages on offer.

BP1 - Sold 8USC below valuation.

PF1 - Met less interest and were 1-2 USC easier where sold.

PF1SC/PD - Neglected.

D1 - 3-5 USC below valuation where sold.

Secondaries were firm to 3USC dearer.

(Courtesy - Tea Brokers Central Africa Limited)

BANGLADESH AUCTION OF 10TH JULY 2023

CTC LEAF: 42,085 packages of Current Season & 425 packages of Old Season teas on offer continued to meet with a strong demand.

BROKENS: All good Brokens once again met with a strong demand and were dearer following competition. Other varieties were also a good market and were mostly firm to dearer. BLF teas saw more interest but were easier with quite fair withdrawals.

FANNINGS: Good Fannings were again a strong market and appreciated in value following quality. Other varieties also elicited good interest and were mostly firm to slightly dearer. BLF teas saw more interest but were easier with quite fair withdrawals.

CTC DUST: 12,634 packages of Current Season & 64 packages of Old Season teas on offer met with good demand. Good liquoring Dusts sold well but Tk.2 to Tk.5/- below last levels. Mediums were firm with last level prices, Plain and BLF had some withdrawals and sold Tk.5/- to Tk.8/- lower than last levels. Blenders lent strong support with Loose tea buyers being selective.

COMMENTS: This sale was held after a gap of one week owing to Eid-ul-Azha holidays which witnessed more widespread enquiry. Blenders continued to lend strong support with more participation from the Loose tea buyers. As a result, prices were higher with fewer withdrawals compared to last. CDs had good demand and sold around last levels.

(Courtesy - National Brokers Limited)

KOLKATA AUCTION OF 11TH / 12TH JULY 2023

Improved demand for good liquoring Assams which are irregular around last. Medium Assams and others are irregular following quality. Medium and plainer Dooars are barely steady to irregularly easier. W I active . HUL active . TCPL fair support. Exporters fair support . Based on ABL's Catalogue.

(Courtesy - Associated Brokers Pvt. Ltd., Kolkata)

GUWAHATI AUCTION OF 11TH JULY 2023

Market opened with fair demand at around last levels. HUL / Western India / Internal / Exporters operating. TCPL selective.

(Courtesy - Associated Brokers Pvt. Ltd., Guwahati)

JAKARTA AUCTION

The above market report details were not available at the time of printing of this publication.