



**Ceylon Tea
Brokers**

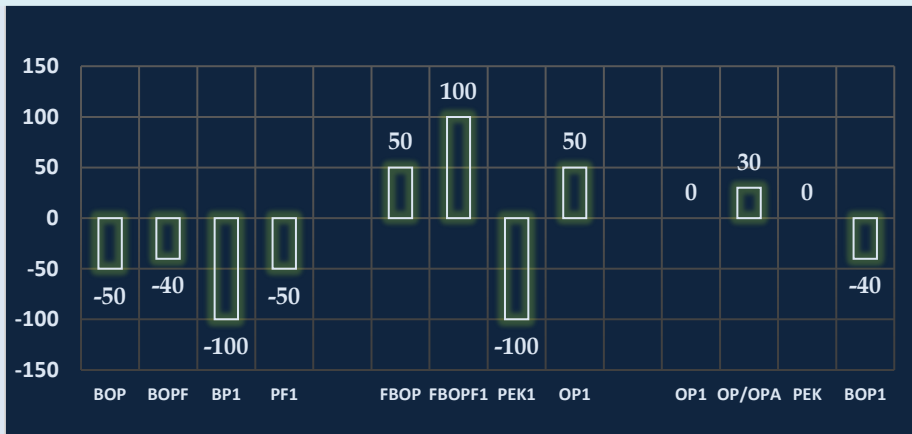


MARKET SNAPSHOT

SALE NO. 26 OF 04TH / 05TH JULY 2023

CEYLON TEA BROKERS PLC
Level 7, Millenium House, No.46/58, Nawam Mawatha, Colombo 2
Tel: 011-460777 Fax: 011-4607788
Email: general@ceylontebrokers.com
Web: www.ceylontebrokers.com

Ex-Estate met with lower demand whilst good demand prevailed for Low Grown.



EX-ESTATE MEDIUM LOW GROWN

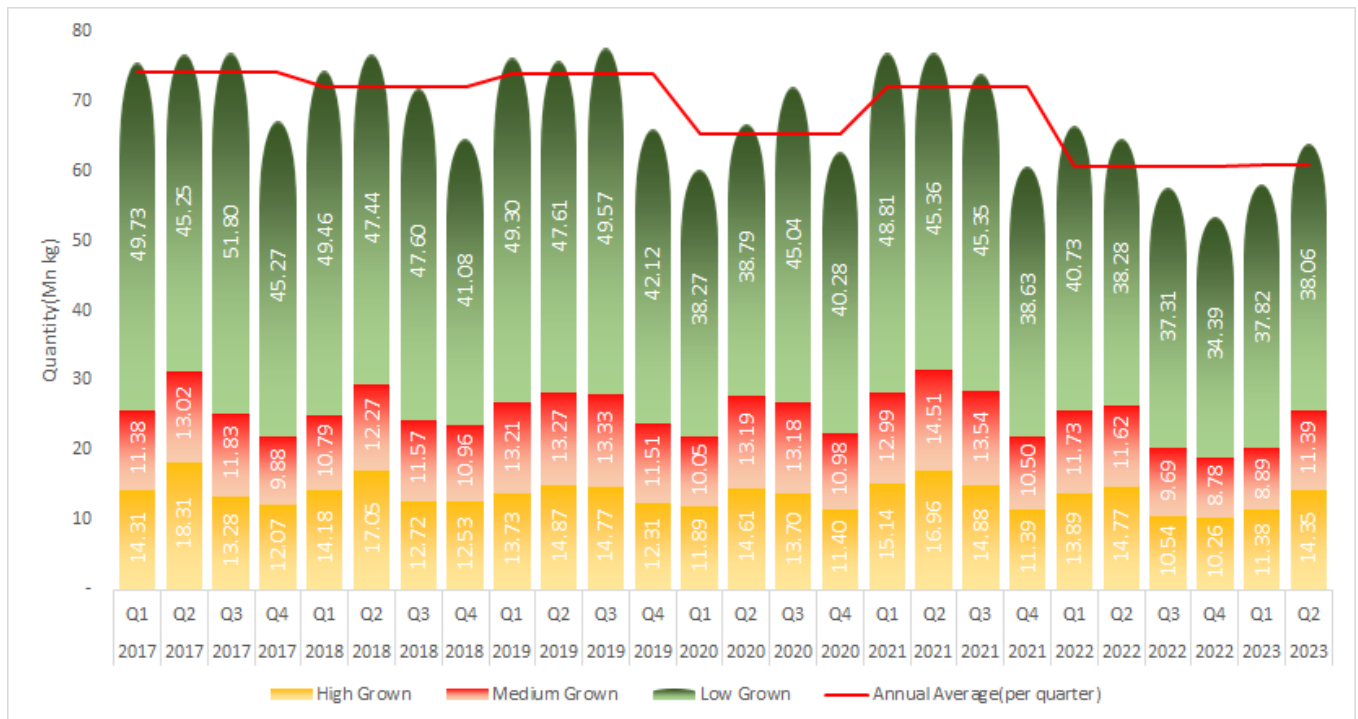
Currency - 05th July
LKR/USD 298.90

June
Rs. 974.36
USD \$ 3.23

Elevation Average

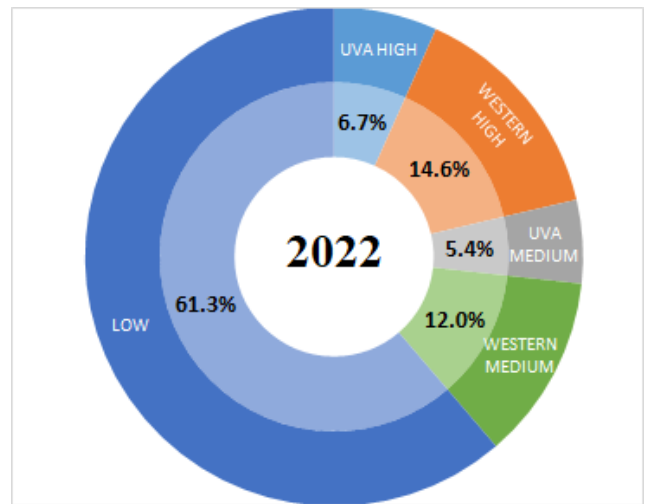
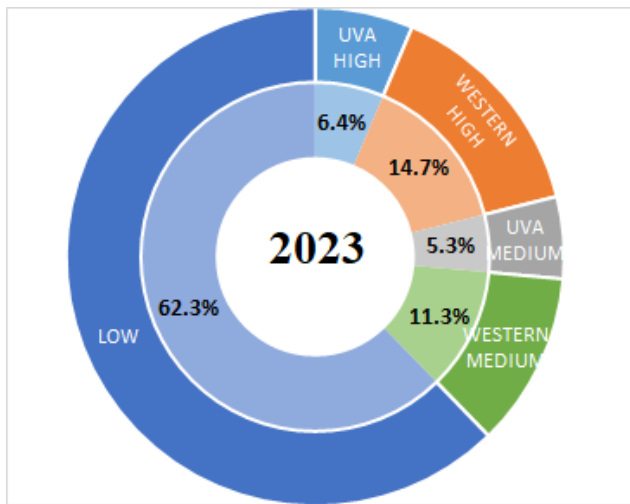
| ELV | RS | USD |
|--------|----------|------|
| High | 848.57 | 2.82 |
| Medium | 856.12 | 2.84 |
| Low | 1,067.85 | 3.54 |

QUARTERLY TEA SOLD QUANTITY IN SRI LANKA (IN MN KG)
2017- 2023



Source: S S P

**COMPOSITION OF ELEVATION WISE SRI LANKA TEA SOLD QUANTITY
YTD JUNE - 2023 VS 2022**



Source: MSL

MARKET MOVEMENT AT INTERNATIONAL AUCTION CENTERS THIS WEEK



Kenya



Bangladesh, India & Indonesia market report details were not available at the time of printing this publication

COMMENTS

| Sale | Ex-Estate | | Low Grown (Leafy/Tippy) | | Total | |
|------|-----------|--------|-------------------------|--------|----------|--------|
| | Qty | Demand | Qty | Demand | Qty | Demand |
| 26 | 1.0 MKgs | Lower | 2.5 Mkgs | Good | 6.3 Mkgs | Good |

| WESTERN | | | | |
|---------|-------------|--------|------------|---------|
| | SELECT BEST | BEST | BELOW BEST | PLAINER |
| BOP | Firm | ↓ 50/- | ↓ 50/- | ↓ 30/- |
| BOPF | ↑ 50/- | ↓ 50/- | ↑ 30/- | ↓ 50/- |

| | NUWARA ELIYA | UDA PUSSELLAWA | UVA |
|------|--------------|----------------|--------|
| BOP | ↓ 100/- | ↓ 30/- | ↓ 50/- |
| BOPF | ↓ 100/- | ↓ 30/- | ↓ 70/- |

| | HIGH | MEDIUM | LOW |
|-----|--------|--------|---------|
| BP1 | ↓ 20/- | Firm | ↓ 100/- |
| PF1 | ↓ 50/- | ↓ 70/- | Firm |

| HIGH & MEDIUM | | | | |
|---------------|-------------|---------|------------|--------|
| | SELECT BEST | BEST | BELOW BEST | OTHERS |
| BOP1 | ↑ 50/- | ↑ 50/- | Firm | Firm |
| OP1 | ↑ 50/- | ↑ 50/- | Firm | Firm |
| FBOP | ↑ 50/- | ↑ 50/- | ↑ 50/- | Firm |
| FBOPF1 | ↑ 100/- | ↑ 100/- | ↑ 50/- | Firm |
| PEK | ↓ 50/- | ↓ 50/- | ↓ 50/- | ↓ 50/- |
| PEK1 | ↓ 100/- | ↓ 50/- | ↓ 50/- | ↓ 50/- |
| OP/OPA | Firm | Firm | Firm | Firm |

| LEAFY / SEMI LEAFY | | | | |
|--------------------|-------------|--------|------------|--------|
| | SELECT BEST | BEST | BELOW BEST | OTHERS |
| OP1 | Firm | Firm | Firm | Firm |
| BOP1 | ↓ 70/- | ↓ 70/- | ↓ 40/- | ↓ 40/- |
| OP/OPA | ↑ 30/- | | | |
| PEK | Firm | | | |
| PEK1 | ↑ 20/- | | | |

| SMALL LEAF / TIPPY | | | | |
|--------------------|--------|--------|--------|--------|
| FBOP | ↓ 50/- | ↑ 20/- | ↑ 40/- | ↑ 40/- |
| FBOP1 | ↑ 20/- | ↑ 10/- | ↑ 20/- | ↑ 30/- |
| FBOPF1 | ↑ 40/- | ↑ 50/- | ↑ 40/- | ↑ 40/- |

| PREMIUM FLOWERY | | |
|-----------------|-------------|------------|
| | FBOPFEXSP | FBOPFSP |
| Select Best | ↑ 300-400/- | ↓ 50-100/- |
| Best | ↑ 200-300/- | ↓ 100/- |
| Below Best | ↑ 100-200/- | ↓ 200/- |
| Others | ↑ 100/- | ↓ 80/- |



Crude Oil

As at 05th July 2023 – USD 76.60



Mombasa Auction

Demand: Lower

Sri Lanka Tea Sale Averages for the Month of June 2023 recorded Rs.974.36 (USD 3.23) vis-à-vis Rs.1,245.22 (USD 3.46) (-Rs.270.86) in 2022. High Growns for the month of June was Rs.848.57 as against Rs.1,012.07 (-Rs.163.50) in 2022. Medium Growns recorded Rs.856.12 vis-à-vis Rs.992.39 (-Rs.136.27) in 2022. Low Growns achieved Rs.1,067.85 vis-à-vis Rs.1,430.48 (-Rs.362.63) in 2022.

Cumulative figure for January / June stood at Rs.1,226.08 vis-à-vis Rs.1,028.82 in 2022. High Growns recorded Rs.1,160.73 as against Rs.895.93 in 2022. Medium Grown was Rs.1,055.43 vis-à-vis Rs.869.43 in 2022. Low Growns recorded Rs.1,297.15 vis-à-vis Rs.1,126.38 in 2022. All three elevations recorded an increase during the period of January – June 2023 when compared to the corresponding period of 2022 in the Rupee value. High and Medium Growns experienced a rise in the Dollar value, whereas Low Growns witnessed a marginal decline.

The total CTC average for the month of June 2023 was Rs.811.75. CTC High Growns recorded Rs.809.02; CTC Medium Growns were at Rs.755.84 whilst Low Growns recorded Rs.856.88.

(Please refer Page No.15 for more details)

CURRENCY BOARD – AS AT 05TH JULY 2023

| | United States Dollars (USD) | | European Community Euro (EUR) | | United Kingdom pounds (GBP) | |
|-------------------------|--------------------------------|--------|----------------------------------|--------|--------------------------------|--------|
| | Corresponding | | Corresponding | | Corresponding | |
| | 2023 | 2022 | 2023 | 2022 | 2023 | 2022 |
| Sri Lankan Rupee | 298.90 | 355.95 | 324.43 | 369.49 | 379.0 | 429.07 |

(Courtesy - Central Bank of Sri Lanka)

| | | | | | | |
|--------------------------|-----------|-----------|-----------|-----------|-----------|-----------|
| Indian Rupee | 81.98 | 78.80 | 89.33 | 82.20 | 104.18 | 95.44 |
| Kenyan Shilling | 139.79 | 116.88 | 152.33 | 121.93 | 177.64 | 141.56 |
| Bangladesh Taka | 107.09 | 91.79 | 116.69 | 95.75 | 136.09 | 111.17 |
| Indonesian Rupiah | 15,006.10 | 14,976.20 | 16,351.40 | 15,623.30 | 19,068.90 | 18,139.20 |
| Malawi Kwacha | 1,045.72 | 1,022.73 | 1,139.46 | 1,066.93 | 1,328.84 | 1,238.74 |
| Vietnam Dong | 23,690.10 | 23,335.60 | 25,813.90 | 24,344.00 | 30,104.10 | 28,264.10 |

(Courtesy - Oanda Corporation)

SRI LANKA RUPEE AGAINST US DOLLAR

TIME PERIOD 29/06/2023 TO 05/07/2023 (SPOT / BUYING RATE)

| | | | |
|-------------------|--------|-------------------|--------|
| 04/07/2023 | 299.87 | 05/07/2023 | 298.90 |
|-------------------|--------|-------------------|--------|

(Courtesy - Central bank of Sri Lanka)

QUANTITY SOLD DURING THE PERIOD 26TH JUNE - 05TH JULY 2023

| | 2023 | | 2022 | |
|---------------------------------------|--------------|----------------|--------------|----------------|
| | WEEKLY | TODATE | WEEKLY | TODATE |
| PRIVATE SALES | 98,929.90 | 2,553,761.55 | 92,199.00 | 2,269,851.08 |
| PUBLIC AUCTION | 4,863,294.00 | 121,889,026.50 | 4,883,934.00 | 128,423,548.00 |
| FORWARD CONTRACTS | 52,200.00 | 1,543,568.00 | 40,000.00 | 1,027,240.00 |
| DIRECT SALES | - | - | - | - |
| TOTAL | 5,014,423.90 | 125,986,356.05 | 5,016,133.00 | 131,720,639.08 |
| BMF EXCLUDED FROM PRIVATE SALE | 78,648.00 | 1,281,416.00 | 151,933.00 | 3,714,761.00 |

TEA
TECH
TIPS



Keep Rolling Room floors clean smooth and level. Puddles of water in cracks and holes will breed bacteria and cause "fruity" taint in the fired teas.

CROP AND WEATHER (FOR THE PERIOD 26TH JUNE- 02ND JULY 2023)

The Western and Nuwara Eliya planting districts experienced gloomy conditions with rain. The Department of Meteorology forecasts occasional showers in the Western region and strong winds in Nuwara Eliya.

The Uva/Udapussellawa's reported overcast conditions with light showers. Evening showers are to be expected in Uva. The Low grown reported gloomy conditions with rain. Scattered showers are to be expected in the Ruhuna and Sabaragamuwa districts.

The Western, Uva and Low grown districts recorded a decline in their crop intakes whilst the Nuwara Eliya and Udapussellawa's maintained.

WEATHER FORECAST (FOR THE PERIOD 06TH – 12TH JULY 2023)

| | Thu (06/07) | Fri (07/07) | Sat (08/07) | Sun (09/07) | Mon (10/07) | Tue (11/07) | Wed (12/07) |
|--------------------------------|--------------|--------------|--------------|--------------|--------------|--------------|--------------|
| Galle | 30°/26°C | 30°/26°C | 29°/27°C | 29°/27°C | 30°/27°C | 31°/26°C | 31°/25°C |
| Matara | 31°/24°C | 30°/24°C | 30°/25°C | 30°/24°C | 31°/24°C | 32°/25°C | 31°/25°C |
| Ratnapura | 30°/22°C | 29°/23°C | 29°/23°C | 29°/23°C | 28°/22°C | 30°/22°C | 30°/22°C |
| Hatton/ Talawakelle | 24°/17°C | 23°/17°C | 23°/17°C | 22°/17°C | 23°/18°C | 25°/16°C | 26°/17°C |

ORDER OF SALE THIS WEEK

| EX EST | H/M-OFF GR & DUST | LEAFY/ SEMI LEAFY/ TIPPY/PREM & BOP1A |
|------------|---------------------------------------|---------------------------------------|
| JK | Bartleet Produce Marketing (Pvt) Ltd | John Keells PLC |
| LC | Lanka Commodity Brokers | Lanka Commodity Brokers |
| BC | Ceylon Tea Brokers PLC | Asia Siyaka Commodities PLC |
| MC | Eastern Brokers Ltd | Mercantile Produce Brokers (Pvt) Ltd |
| AS | John Keells PLC | Eastern Brokers Ltd |
| FW | Asia Siyaka Commodities PLC | Forbes & Walker Tea Brokers (Pvt) Ltd |
| EB | Mercantile Produce Brokers (Pvt) Ltd | Ceylon Tea Brokers PLC |
| CTB | Forbes & Walker Tea Brokers (Pvt) Ltd | Bartleet Produce Marketing (Pvt) Ltd |

| CATALOGUE | LOTS | QTY (KGS) |
|------------------------|---------------|------------------|
| EX-ESTATE | 855 | 995,296 |
| HIGH AND MEDIUM | 1,597 | 758,741 |
| LOW GROWN (LEAFY) | 2,247 | 969,986 |
| LOW GROWN (SEMI LEAFY) | 1,675 | 756,798 |
| LOW GROWN (TIPPY) | 1,697 | 834,249 |
| OFF GRADES + BOP1A | 2,536 | 1,366,442 |
| DUSTS | 613 | 611,541 |
| PREMIUM FLOWERY | 263 | 46,550 |
| TOTAL | 11,483 | 6,339,603 |

HIGH GROWN TEAS

BOP Except for few select invoices which were firm, all other best westerns declined by Rs.50/- per kg. Below best lost by Rs.50/- per kg and at times more whilst the plainer sorts were lower to a lesser extent. Nuwara Eliya's were mostly unsold. Uda Pussellawa's lower by Rs.30-40/- per kg. Few coloury Uva's appreciated by Rs.50/- per kg; balance declined by Rs.50/- per kg and more.

BOPF Except for few invoices which gained up to Rs.50/- per kg, all other best westerns lost by a similar margin. Few cleaner Below best appreciated by Rs.30/- per kg. Plainer types lost Rs.50/- per kg. Nuwara Eliya's were mostly unsold. Uda Pussellawa's eased by Rs.30-40/- per kg whilst the Uva's declined by Rs.50-70/- per kg.

MEDIUM GROWN TEAS

BOP1/OP1 **BOP1** - Select best and best gained by Rs. 50/- per kg whilst all others held firm.

OP/OPA In general, commenced firm and dropped towards the closure.

PEKOE/PEKOE1 **PEKOE** – Overall lower by Rs. 50/- per kg
PEKOE1- Select best declined Rs. 100/- per kg whilst all others dropped by Rs. 50/- per kg.

FBOP/FBOPF1 **FBOP** – Overall dearer by Rs. 50/- per kg. Poorer sorts maintained.
FBOPF1- Select best and best appreciated by Rs. 100/- per kg. Below best gained by Rs. 50/- per kg. Poorer sorts held firm.

CTC

HIGH GROWN **BP1** – Easier by Rs.20/- per kg.
PF1 – Shed by Rs.50/- per kg.

MEDIUM GROWN **BP1** – Firm.
PF1 – Eased by Rs.70/- per kg.

LOW GROWN **BP1** – Dropped by Rs.100/- per kg.
PF1 – Maintained.

| QUOTATIONS-HIGH GROWNS | BOP | | BOPF | |
|---------------------------|-----|------|------|------|
| BEST WESTERNS | 900 | 1020 | 900 | 1220 |
| BELOW BEST WESTERNS | 760 | 890 | 780 | 890 |
| PLAINER WESTERNS | 640 | 750 | 660 | 770 |
| NUWARA ELIYAS | 910 | | 750 | |
| UDAPUSSELLAWAS | 650 | | 650 | 900 |
| BEST UVAS | 810 | 1000 | 780 | 830 |
| OTHER UVAS | 650 | 790 | 680 | 720 |
| GOOD MEDIUMS | 900 | 1240 | 780 | 880 |
| POOR MEDIUMS | N/A | | 680 | 750 |
| QUOTATIONS – UNORTHODOX | BP1 | | PF1 | |
| (CTC) CTC (High & Medium) | 640 | 780 | 600 | 920 |
| CTC (Low) | 810 | | 1000 | 1240 |

LOW GROWN

| | |
|---------------------|---|
| BOP1 | All-round firm market. |
| OP1 | Select best OP1's were firm. Best and below best were marginally easier. Poorer sorts maintained. |
| OP | Select best were firm. Best and below best irregularly lower. Poorer sorts maintained. |
| OPA | In general, easier. |
| PEKOE/PEKOE1 | Select best together with full range of bold PEK's were firm. Select best PEK1 maintained. Best and below best together with the poorer sorts followed a similar trend. |
| FBOP/FBOP1 | Select best were lower, whilst best and below best held firm. Others appreciated by Rs. 20-60/- per kg. |
| BOP | All-round dearer market. |
| BOPF | All-round firm market. |
| FBOPF/FBOPF1 | Select best and best FBOPF1's were dearer by Rs. 50-100/- per kg and others by Rs. 20-60/- per kg. FBOPF's had all around firm market. |

| QUOTATIONS | SELECT BEST | BEST | BELOW BEST | OTHER |
|---------------------|--------------|-------------|-------------|-------------|
| BOP1 | 1,750-2,900 | 1,600-1,750 | 1,200-1,500 | 800-1,100 |
| OP1 | 2,600-3,500 | 1,700-2,300 | 1,300-1,500 | 800-1,100 |
| OP | 1,300-1,650 | 1,200-1,300 | 950-1,100 | 800-950 |
| OPA | 1,250-1,900 | 1,100-1,250 | 950-1,050 | 800-950 |
| PEKOE | 1,700-2,450 | 1,350-1,600 | 1,100-1,300 | 800-1,000 |
| PEKOE1 | 1,700-2,400 | 1,350-1,600 | 1,100-1,300 | 800-1,000 |
| FBOP1 | 1,300- 1,800 | 920-1,200 | 700-860 | Below 650 |
| FBOP | 1,600-2,350 | 1,100-1,400 | 900-1,000 | Below 850 |
| BOP | 1,300-2,500 | 1,100-1,150 | 900-1,050 | Below 880 |
| BOPF | 1,000-1,700 | 850-970 | 750-820 | Below 720 |
| FBOPF1 | 1,300-1,550 | 1,050-1,150 | 900-1,000 | Below 820 |
| FBOPF | 1,000-1,480 | 780-980 | 680-750 | Below 600 |
| FFSP/FFEXSP/FFEXSP1 | 1,900-4,200 | 1,300-1,800 | 1,050-1,200 | Below 1,000 |

OFF GRADES

FGS/FGS1 High grown varieties eased by Rs.30-40/- per kg. Medium and low grown were lower by Rs. 20-30/- per kg. CTC's maintained.

BM/BP **BM** – Best varieties were firm. Below best and bottom shed by Rs. 30-40/- per kg.
BP – Maintained in general.

BOP1A Best varieties appreciated by Rs. 20-40 per kg. Below Best and teas at the lower end declined by Rs. 20-30/- per kg.

| | HIGH | | MEDIUM | | LOW | |
|--------------------|------|-----|--------|-----|-----|------|
| FNGS | 600 | 760 | 550 | 840 | 540 | 850 |
| P.FGS (CTC) | 670 | 690 | 660 | 700 | 600 | 1200 |
| BP | 570 | 890 | 640 | 900 | 430 | 1020 |
| BM | 670 | 830 | 650 | 830 | 650 | 1120 |
| BOP1A | 700 | 850 | 700 | 940 | 700 | 1360 |

DUST

DUST1 Best and below best were irregularly dearer. CTC's were firm. Best and below best Low grown lost by Rs. 80-100/- per kg.

DUST Cleaner secondaries appreciated by Rs. 60-80/- per kg. Low grown lower by 20-30/- per kg.

| | HIGH | | MEDIUM | | LOW | |
|------------------------|------|------|--------|------|------|------|
| PRIMARY DUSTS | 1080 | 1460 | 850 | 1020 | 860 | 1000 |
| SECONDARY DUSTS | 750 | 1000 | 680 | 790 | 580 | 750 |
| PDUST (CTC) | 750 | 900 | 780 | 920 | 1000 | 1280 |

TOP PRICES - SALE NO. 26 OF 04TH / 05TH JULY 2023

| WESTERN MEDIUM | | | |
|-------------------|---------------------|-----------------|---|
| Uplands | BOP | 1,300.00 | |
| Craighead | BOPSp | 1,080.00 | |
| Vellai Oya | BOPF/BOPFSP | 880.00 | |
| Harangalla | BOP1 | 1,900.00 | |
| Craighead | FBOP/FBOP1 | 2,000.00 | |
| Dartry Valley | FBOPF/FBOPF1 | 1,380.00 | |
| Dartry Valley | OP/OPA | 1,400.00 | |
| Craighead | OP1 | 1,950.00 | |
| Craighead | PEK/PEK1 | 2,450.00 | |
| | | | |
| WESTERN HIGH | | | |
| Glentilt | BOP | 1,020.00 | |
| Wattegodde | BOP | 1,020.00 | |
| Wattegodde | BOPSp | 1,240.00 | |
| Robgill | BOPF/BOPFSP | 1,220.00 | |
| Torrington | BOP1 | 1,220.00 | |
| Bogahawatte | BOP1 | 1,220.00 | |
| Weddemulla | BOP1 | 1,160.00 | @ |
| Weddemulla | FBOP/FBOP1 | 1,200.00 | @ |
| Queensberry | FBOP/FBOP1 | 1,200.00 | |
| Weddemulla | FBOPF/FBOPF1 | 1,060.00 | @ |
| St Andrews | OP/OPA | 980.00 | |
| Venture | OP1 | 1,340.00 | |
| Bearwell | PEK/PEK1 | 1,480.00 | |
| | | | |
| NUWARA ELIYA | | | |
| Lovers Leap | BOP | 910.00 | |
| Lovers Leap | BOPF/BOPFSP | 750.00 | |
| Court Lodge | FBOP/FBOP1 | 1,300.00 | |
| Court Lodge | OP/OPA | 1,020.00 | |
| Court Lodge | PEK/PEK1 | 1,380.00 | |
| | | | |
| UDA PUSSELLAWAS | | | |
| Luckyland | BOP | 790.00 | |
| Luckyland | BOPSp | 790.00 | |
| Kirklees | BOPF/BOPFSP | 900.00 | |
| Blairlomond | BOP1 | 1,120.00 | |
| Alma | FBOP/FBOP1 | 1,240.00 | @ |
| Alma | FBOPF/FBOPF1 | 1,120.00 | @ |
| Alma | OP | 1,160.00 | @ |
| Alma | OPA | 1,060.00 | @ |
| Alma | OP1 | 1,460.00 | @ |
| Alma | PEK/PEK1 | 1,600.00 | @ |

| UVA MEDIUM | | | |
|---------------------------|-------------------|-----------------|---|
| Demodera 'S' | BOP | 1,080.00 | |
| Halpewatte Uva | BOPSP | 1,040.00 | |
| Dickwella | BOPF/BOPFSP | 1,040.00 | |
| Sarnia Plaiderie | BOP1 | 1,400.00 | |
| Adawatte | FBOP/FBOP1 | 1,550.00 | |
| Gonakelle | FBOPF1 | 1,160.00 | |
| Halpewatte Uva | FBOPF1 | 1,160.00 | |
| Tinioya | FBOPF1 | 1,160.00 | |
| Telbedde | OP/OPA | 1,160.00 | |
| Telbedde | OP1 | 1,500.00 | |
| Halpewatte Uva | OP1 | 1,500.00 | |
| Dickwella | PEK/PEK1 | 1,800.00 | |
| | | | |
| UVA HIGH | | | |
| Uvakellie | BOP | 1,040.00 | |
| Ranaya | BOPSp | 1,100.00 | @ |
| Uva Highlands | BOPF/BOPFSP | 920.00 | |
| Craig | BOP1 | 1,380.00 | |
| Ranaya | BOP1 | 1,340.00 | @ |
| Mount Uva | FBOP/FBOP1 | 1,280.00 | @ |
| Gonamotawa | FBOPF1 | 1,140.00 | |
| Mount Uva | OP/OPA | 1,120.00 | @ |
| Oodoowerre | OP1 | 1,300.00 | |
| Mount Uva | PEK/PEK1 | 1,500.00 | @ |
| Craig | PEK/PEK1 | 1,500.00 | |
| Glenanore | PEK/PEK1 | 1,500.00 | |
| | | | |
| UNORTHODOX HIGH | | | |
| Ulgedara CTC | PF1 | 920.00 | @ |
| Mount Vernon CTC | BP1 | 780.00 | |
| Mount Vernon CTC | BPS | 720.00 | |
| | | | |
| UNORTHODOX MEDIUM | | | |
| Donside CTC | PF1 | 880.00 | |
| Donside CTC | BP1 | 780.00 | |
| Carolina CTC | BP1 | 700.00 | @ |
| Aultmore CTC | BPS | 650.00 | @ |
| Ringwood CTC | BPS | 650.00 | |
| | | | |
| UNORTHODOX LOW | | | |
| Kalubowitiyana CTC | PF1 | 1,240.00 | @ |
| Liyonta CTC | PF1 | 1,240.00 | @ |
| Hingalgoda CTC | PF1 | 1,240.00 | |
| Suduwelipothahena CTC | BP1 | 810.00 | |

TOP PRICES - SALE NO. 26 OF 04TH / 05TH JULY 2023

| LOW GROWN | | | | DUSTS | | | |
|--------------------------------|---------------|-----------------|---|------------------------|-------------------|-----------------|---|
| New Vithanakande | BOP1 | 2,900.00 | | Mattakelle | DUST1 | 1,460.00 | |
| Pothotuwa | OP1 | 3,500.00 | | Suduwelipothahena CTC | PD | 1,280.00 | |
| Lumbini | OP | 1,650.00 | | | | | |
| Lumbini | OPA | 1,900.00 | | PREMIUM FLOWERY | | | |
| Lumbini | PEK | 2,450.00 | | Muswenna | FBOPFSp | 2,950.00 | |
| Golden Garden | PEK1 | 2,400.00 | | Rumassala Hills | FBOPFSp | 2,200.00 | @ |
| Magedara | PEK1 | 2,350.00 | | Talangaha | FBOPFSp | 2,150.00 | @ |
| Rajjuruwatta Super | PEK1 | 2,250.00 | @ | Galaboda Group | FBOPFSp | 2,150.00 | |
| Hidellana | BOP | 2,500.00 | | New Falcon Lanka | FBOPFExSp | 3,650.00 | |
| Rajjuruwatta Super | BOP | 2,450.00 | @ | Galatarata | FBOPFExSp1 | 4,250.00 | |
| Ihalapanapitiya | BOPSp | 1,850.00 | | Wathurawila | FBOPFExSp1 | 2,550.00 | @ |
| Suduwelipothahena Super | BOPSp | 1,600.00 | @ | | | | |
| Kdu Super | BOPSp | 1,600.00 | | OFF GRADES | | | |
| Pothotuwa | BOPF | 1,700.00 | | Haritha | FGS/FGS1 | 850.00 | |
| Kolonna Super | BOPFSp | 1,460.00 | | Hingalgoda CTC | PF | 1,200.00 | |
| Golden Garden | BOPFSp | 1,240.00 | @ | Unawatuna | BM | 1,120.00 | @ |
| Sithaka | FBOP | 2,350.00 | | Allen Valley | BP | 1,020.00 | |
| Pothotuwa | FBOP | 2,200.00 | | Hidellana | BP | 1,020.00 | |
| Mulatiyana Hills | FBOP | 1,900.00 | @ | Nandana | BP | 980.00 | |
| Wattahena | FBOP1 | 1,800.00 | | Lions | BP | 920.00 | @ |
| Ceyenta | FBOPF | 1,480.00 | | Galatarata | BOP1A | 1,360.00 | |
| Hidellana | FBOPF | 1,480.00 | | | | | |
| New J.S.P | FBOPF1 | 1,550.00 | @ | | | | |
| Galaboda Group | FBOPF1 | 1,550.00 | | | | | |
| Pothotuwa | FBOPF1 | 1,550.00 | | | | | |
| Adams View | FBOPF1 | 1,550.00 | | | | | |
| Hidellana | FBOPF1 | 1,550.00 | | | | | |
| Lumbini | FBOPF1 | 1,500.00 | @ | | | | |
| Galaboda Group | FBOPF1 | 1,500.00 | | | | | |
| New Mount Carmel | FBOPF1 | 1,500.00 | | | | | |
| Rathna | FBOPF1 | 1,480.00 | @ | | | | |
| Ransegoda | FBOPF1 | 1,480.00 | | | | | |
| Pothotuwa | FBOPF1 | 1,480.00 | | | | | |
| Stream Line | FBOPF1 | 1,480.00 | | | | | |
| Sithaka | FBOPF1 | 1,480.00 | | | | | |

FUTURE SALES INFORMATION

SALE NO 27 OF 11TH / 12TH JULY 2023

| EX-ESTATE | H/M-OFF GR & DUST | LEAFY/ SEMI LEAFY/ TIPPY/PREM & BOP1A |
|------------|---------------------------------------|---------------------------------------|
| LC | Lanka Commodity Brokers | Lanka Commodity Brokers |
| BC | Ceylon Tea Brokers PLC | Asia Siyaka Commodities PLC |
| MC | Eastern Brokers Ltd | Mercantile Produce Brokers (Pvt) Ltd |
| AS | John Keells PLC | Eastern Brokers Ltd |
| FW | Asia Siyaka Commodities PLC | Forbes & Walker Tea Brokers (Pvt) Ltd |
| EB | Mercantile Produce Brokers (Pvt) Ltd | Ceylon Tea Brokers PLC |
| CTB | Forbes & Walker Tea Brokers (Pvt) Ltd | Bartleet Produce Marketing (Pvt) Ltd |
| JK | Bartleet Produce Marketing (Pvt) Ltd | John Keells PLC |

Buyers Prompt: 18.07.2023

Sellers Prompt: 19.07.2023

AWAITING SALE - CATALOGUE DETAILS

| | SALE OF 11TH / 12TH JULY 2023 | | SALE OF 18TH / 19TH JULY 2023 | |
|--|-------------------------------|------------------|-------------------------------|------------------|
| | LOTS | QTY(KGS) | LOTS | QTY(KGS) |
| EX-ESTATE | 828 | 945,822 | 806 | 919,185 |
| HIGH AND MEDIUM | 1,611 | 774,845 | 1,560 | 766,539 |
| LOW GROWN (LEAFY) | 2,280 | 982,924 | 2,146 | 889,296 |
| LOW GROWN (SEMI LEAFY) | 1,495 | 653,305 | 1,502 | 652,733 |
| LOW GROWN (TIPPY) | 1,709 | 818,155 | 1,617 | 770,925 |
| OFF GRADES+BOP1A | 2,523 | 1,388,753 | 2,508 | 1,373,263 |
| DUSTS | 600 | 596,404 | 613 | 617,319 |
| PREMIUM FLOWERY | 283 | 46,690 | 287 | 48,126 |
| TOTAL | 11,329 | 6,206,898 | 11,039 | 6,037,386 |
| MAIN SALE & EX ESTATE CLOSED ON | 22ND JUNE 2023 | | 29TH JUNE 2023 | |

SALE NO. 29 – 25TH/ 26TH JULY 2023

Ex-Estate catalogue and Main Sale catalogues are scheduled to be closed on the 06th July 2023.

SALE NO. 30 – 31ST JULY / 02ND AUGUST 2023

Ex-Estate catalogue and Main Sale catalogues are scheduled to be closed on the 13th July 2023.

SALE NO. 31 – 08TH / 09TH AUGUST 2023

Ex-Estate catalogue and Main Sale catalogues are scheduled to be closed on the 20th July 2023.

ELEVATION WISE – STATISTICS – COLOMBO AUCTION AVERAGES

| Elevation | LAST WEEK | WEEK BEFORE LAST | LAST YEAR | YEAR BEFORE |
|--------------------|------------------|------------------|----------------|---------------|
| | (RS) | (RS) | (RS) | (RS) |
| | Sale- 27.06.2023 | Sale- 20.06.2023 | Corres 2022 | Corres 2021 |
| Uva High | 822.96 | 818.37 | 1141.22 | 525.10 |
| Western High | 823.79 | 851.68 | 1110.52 | 550.58 |
| CTC High | 755.47 | 796.87 | 933.38 | 490.55 |
| Total High Grown | 823.51 | 840.06 | 1122.17 | 542.47 |
| Uva Medium | 918.23 | 884.95 | 1244.00 | 538.74 |
| Western Medium | 828.76 | 829.85 | 900.80 | 500.80 |
| CTC Medium | 725.52 | 759.49 | 829.12 | 479.27 |
| Total Medium Grown | 861.16 | 848.44 | 1007.62 | 512.89 |
| Orthodox Low | 1133.72 | 1100.12 | 1537.64 | 630.93 |
| CTC Low | 849.61 | 863.62 | 982.01 | 482.07 |
| Total Low Grown | 1115.77 | 1087.92 | 1505.13 | 623.18 |
| TOTAL | 1000.82 | 982.79 | 1330.89 | 583.62 |

| Elevation | LAST WEEK | WEEK BEFORE LAST | LAST YEAR | YEAR BEFORE |
|----------------------------|------------------|------------------|---------------|---------------|
| | (\$) | (\$) | (\$) | (\$) |
| | Sale- 27.06.2023 | Sale- 20.06.2023 | Corres 2022 | Corres 2021 |
| Uva High | 2.67 | 2.68 | 3.17 | 2.63 |
| Western High | 2.67 | 2.78 | 3.08 | 2.75 |
| CTC High | 2.45 | 2.60 | 2.59 | 2.45 |
| Total High Grown | 2.67 | 2.75 | 3.11 | 2.71 |
| Uva Medium | 2.98 | 2.89 | 3.45 | 2.70 |
| Western Medium | 2.69 | 2.71 | 2.50 | 2.51 |
| CTC Medium | 2.35 | 2.48 | 2.30 | 2.40 |
| Total Medium Grown | 2.79 | 2.77 | 2.80 | 2.57 |
| Orthodox Low | 3.68 | 3.60 | 4.27 | 3.16 |
| CTC Low | 2.76 | 2.82 | 2.73 | 2.41 |
| Total Low Grown | 3.62 | 3.56 | 4.18 | 3.12 |
| Weekly Total (USD) | 3.25 | 3.21 | 3.69 | 2.92 |
| Exchange Rate (LKR) | 308.12 | 305.92 | 360.30 | 199.89 |

| Elevation | TODATE | TODATE | TODATE | TODATE | TODATE | TODATE |
|--------------------|---------------|----------------|----------------|-------------|-------------|-------------|
| | 2021 | 2022 | 2023 | 2021 | 2022 | 2023 |
| | (RS) | (RS) | (RS) | (\$) | (\$) | (\$) |
| Uva High | 562.47 | 917.88 | 1040.77 | 2.87 | 3.24 | 3.13 |
| Western High | 609.46 | 908.35 | 1212.20 | 3.11 | 3.20 | 3.64 |
| CTC High | 537.84 | 751.75 | 1074.60 | 2.74 | 2.65 | 3.23 |
| Total High Grown | 596.03 | 911.35 | 1160.52 | 3.04 | 3.21 | 3.49 |
| Uva Medium | 575.89 | 983.49 | 1055.69 | 2.94 | 3.47 | 3.17 |
| Western Medium | 556.63 | 827.09 | 1037.27 | 2.84 | 2.92 | 3.12 |
| CTC Medium | 519.92 | 686.22 | 988.46 | 2.65 | 2.42 | 2.97 |
| Total Medium Grown | 562.32 | 875.61 | 1043.15 | 2.87 | 3.09 | 3.13 |
| Orthodox Low | 666.15 | 1164.41 | 1327.66 | 3.40 | 4.11 | 3.99 |
| CTC Low | 516.08 | 750.50 | 976.30 | 2.63 | 2.65 | 2.93 |
| Total Low Grown | 657.17 | 1135.68 | 1308.16 | 3.35 | 4.00 | 3.93 |
| TOTAL | 627.90 | 1042.58 | 1232.90 | 3.20 | 3.68 | 3.70 |

Cumulative Sale Averages – 1 USD= Rs. (Monthly Weighted Average) 195.94 283.65 332.79

(Source: MSL/ CBSL)

WORLD TEA PRODUCTION (IN MILLION KILOS)

| Country | Month | Month | | To-date | | Diff (+/-) |
|-------------|-------|-------|-------|---------|--------|--------------|
| | | 2022 | 2023 | 2022 | 2023 | 2022 vs 2023 |
| Sri Lanka | May | 26 | 26.5 | 112.8 | 111.1 | -1.7 |
| Bangladesh | May | 7.42 | 8.17 | 14.48 | 15.71 | 1.23 |
| Kenya | Apr | 41.33 | 49.49 | 177 | 167.62 | -9.38 |
| Malawi | Apr | 7.07 | 5.9 | 25.9 | 24.9 | -1 |
| North India | Apr | 72.45 | 63.71 | 126.5 | 132.13 | 5.63 |
| South India | Apr | 20.8 | 19.06 | 67.93 | 59.85 | -8.08 |

(Source: Africa Tea Brokers/National Brokers Ltd)

MOMBASA AUCTION OF 03RD, 04TH & 05TH JULY 2023

Declined interest for the 255,598 packages (16,792,901.00 kilos) on offer at irregularly easier levels with 52.72% remaining unsold.

There was more selective interest from Pakistan Packers with maintained activity from Yemen and other Middle Eastern countries. Kazakhstan and other CIS States showed selective support while Afghanistan and Bazaar were less active. Egyptian Packers lent good enquiry at easier levels with UK active but selective. Sudan, Iran and Russia were absent. Local Packers were selective on account of price while Somalia maintained activity at the lower end of the market.

BP1: Best – Irregular ranging between firm to USC4 above last levels with selected lines advancing by USC13; some lines were discounted by up to USC10. Brighter – Steady to USC2 dearer where sold but many teas remained unsold. Mediums – KTDA mediums were neglected without bids and held value where sold; plantation mediums were irregularly discounted by up to USC20. Lower Medium – Were easier by up to USC14. Plainer – Fair absorption but at irregular rates and varied between firm to USC9 dearer to easier by up to USC15.

PF1: Best – Met irregular enquiry and varied between steady to USC12 above previous levels to easier by up to USC10. Brighter – Firm to USC7 below last levels. Mediums – KTDA mediums held value where sold while plantation mediums saw irregular interest varying between steady to mostly easier by up to USC21 but a few invoices were up to USC8 dearer. Lower Medium – Firm to USC10 dearer for selected lines to mostly easier by up to USC17. Plainer – Steady to mostly USC10 below previous rates but some lines gained up to USC4.

PDUST: Best – Saw irregular interest and ranged between firm to USC12 dearer to USC11 below last levels. Brighter – Steady to USC7 above previous rates to easier by up to USC10. Mediums – KTDA mediums were firm where sold while plantations met good enquiry at irregular rates ranging from steady to USC6 dearer to easier by up to USC4. Lower Medium – Firm to USC6 dearer to easier by a similar margin. Plainer – Met irregular interest at steady to USC2 above last rates to mostly easier by up to USC17.

DUST1: Best – Firm to USC7 easier with some lines discounted by up to USC17. Brighter – Held value where sold but some lines lost up to USC6. Mediums – KTDA mediums mostly remained without bids but were firm where sold with plantations steady to USC4 above previous rates. Lower Medium – Saw irregular interest ranging between firm to mostly easier by up to USC14 but a few lines marginally gained USC6. Plainer – Were easier by up to USC25 but a few Invoices were steady to USC4 above previous levels.

SECONDARY GRADES (S1): In the Secondary Catalogues, best BPs eased while others were dearer with PFs discounted. Clean well sorted coloury Fannings were easier with similar DUSTs shedding value. Other Fannings eased while DUSTs were about steady. BMFs were readily absorbed.

(Courtesy - Africa Tea Brokers Limited)

MALAWI AUCTION OF 05TH JULY 2023

There was less and selective demand at irregular rates for the 6560 packages on offer.

BP1 - Sold 5USC below valuation.

PF1/PD - Firm on last where sold.

PF1SC - Held firm where sold.

Secondaries - Well supported at firm to 2USC dearer.

(Courtesy - Tea Brokers Central Africa Limited)

BANGLADESH /KOLKATA /JAKARTA /GUWAHATI AUCTION

The above market report details were not available at the time of printing of this publication.

Sri Lanka Tea Sale Averages - Sub Elevation Wise – Month of June 2023

(Excluding Black tea sales from refuse tea processing centres, Organic tea sales and Green tea sales)

Combined Averages (Orthodox & CTC)

| ELEVATION | JUNE 2023 | JANUARY TO JUNE - 2023 |
|---------------------------|-----------------|------------------------|
| UVA HIGH | 827.02 | 1,051.61 |
| WESTERN HIGH | 857.81 | 1,222.56 |
| TOTAL HIGH GROWN | 847.23 | 1,169.01 |
| UVA MEDIUM | 872.52 | 1,048.76 |
| WESTERN MEDIUM | 830.94 | 1,037.89 |
| TOTAL MEDIUM GROWN | 845.08 | 1,041.40 |
| LOW GROWN | 1,069.74 | 1,300.21 |
| TOTAL | 975.22 | 1,229.25 |

CTC Averages

| ELEVATION | JUNE 2023 | JANUARY TO JUNE - 2023 |
|------------------|---------------|------------------------|
| CTC HIGH | 809.02 | 1,096.97 |
| CTC MEDIUM | 755.84 | 981.46 |
| CTC LOW | 856.88 | 977.23 |
| CTC TOTAL | 811.75 | 998.83 |

Orthodox Averages

| ELEVATION | JUNE 2023 | JANUARY TO JUNE - 2023 |
|---------------------------|-----------------|------------------------|
| UVA HIGH | 823.46 | 1,045.17 |
| WESTERN HIGH | 864.52 | 1,238.37 |
| TOTAL HIGH GROWN | 849.77 | 1,175.20 |
| UVA MEDIUM | 872.52 | 1,048.76 |
| WESTERN MEDIUM | 861.53 | 1,061.03 |
| TOTAL MEDIUM GROWN | 866.15 | 1,056.10 |
| LOW GROWN | 1,087.25 | 1,329.73 |
| TOTAL | 992.10 | 1,255.24 |

Sri Lanka Tea Sale Averages - Elevation Wise – Month of June 2023

(Including Black tea sales from refuse tea processing centres, Organic tea sales and Green tea sales)

| ELEVATION | JUNE | | | | JANUARY TO JUNE | | | |
|--------------|---------------|-------------|-----------------|-------------|-----------------|-------------|-----------------|-------------|
| | 2023 | | 2022 | | 2023 | | 2022 | |
| | LKR | USD | LKR | USD | LKR | USD | LKR | USD |
| HIGH GROWN | 848.57 | 2.82 | 1,012.07 | 2.81 | 1,160.73 | 3.51 | 895.93 | 3.17 |
| MEDIUM GROWN | 856.12 | 2.84 | 992.39 | 2.75 | 1,055.43 | 3.19 | 869.43 | 3.07 |
| LOW GROWN | 1,067.85 | 3.54 | 1,430.48 | 3.97 | 1,297.15 | 3.92 | 1,126.38 | 3.98 |
| TOTAL | 974.36 | 3.23 | 1,245.22 | 3.46 | 1,226.08 | 3.70 | 1,028.82 | 3.64 |

(Source: SLTB / CBSL)