



**Ceylon Tea  
Brokers**

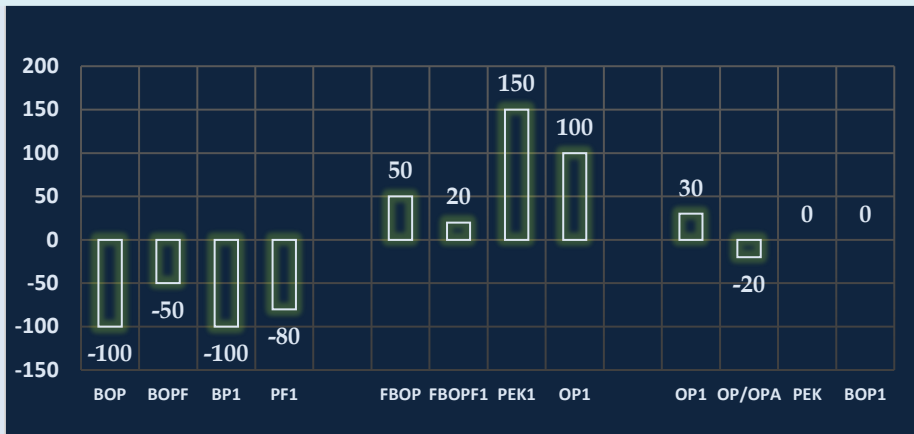


# MARKET SNAPSHOT

**SALE NO. 25 OF 27TH / 28TH JUNE 2023**

CEYLON TEA BROKERS PLC  
Level 7, Millenium House, No.46/58, Nawam Mawatha, Colombo 2  
Tel: 011-460777 Fax: 011-4607788  
Email: [general@ceylontebrokers.com](mailto:general@ceylontebrokers.com)  
Web: [www.ceylontebrokers.com](http://www.ceylontebrokers.com)

**Ex-Estate met with lower demand whilst good demand for Low Grows.**



**EX-ESTATE                      MEDIUM                      LOW GROWN**

**Currency - 28th June**  
LKR/USD 301.16

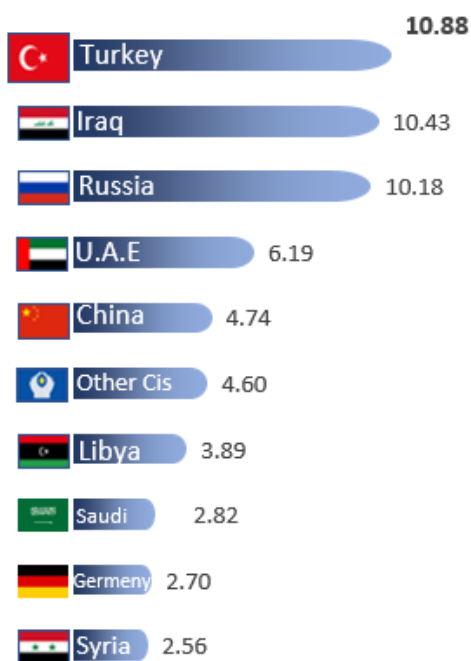
**June (03rd Sale)**  
Rs. 968.19  
USD \$ 3.16

**Elevation Average**

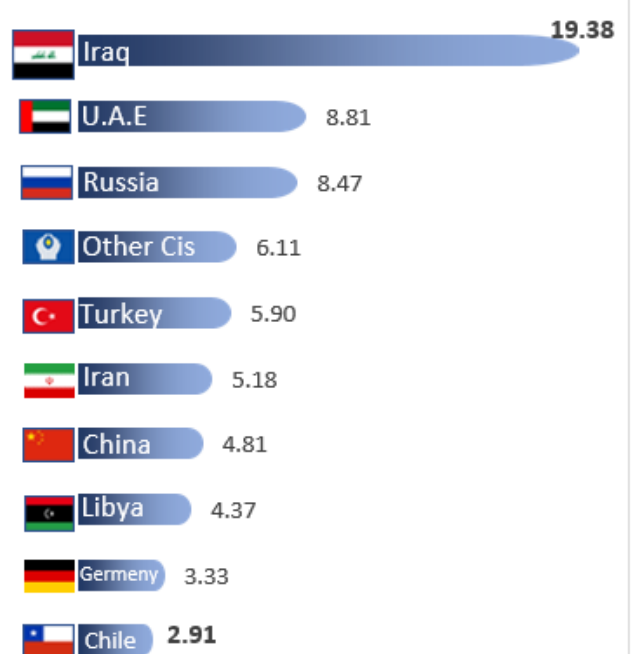
ELV	RS	USD
High	853.29	\$2.79
Medium	842.58	\$2.75
Low	1,056.92	\$3.45

**TOP 10 COUNTRY WISE SRI LANKAN TEA EXPORT QUANTITY (MN KG)  
YTD MAY - 2023 VS 2022**

**YTD MAY - 2023**

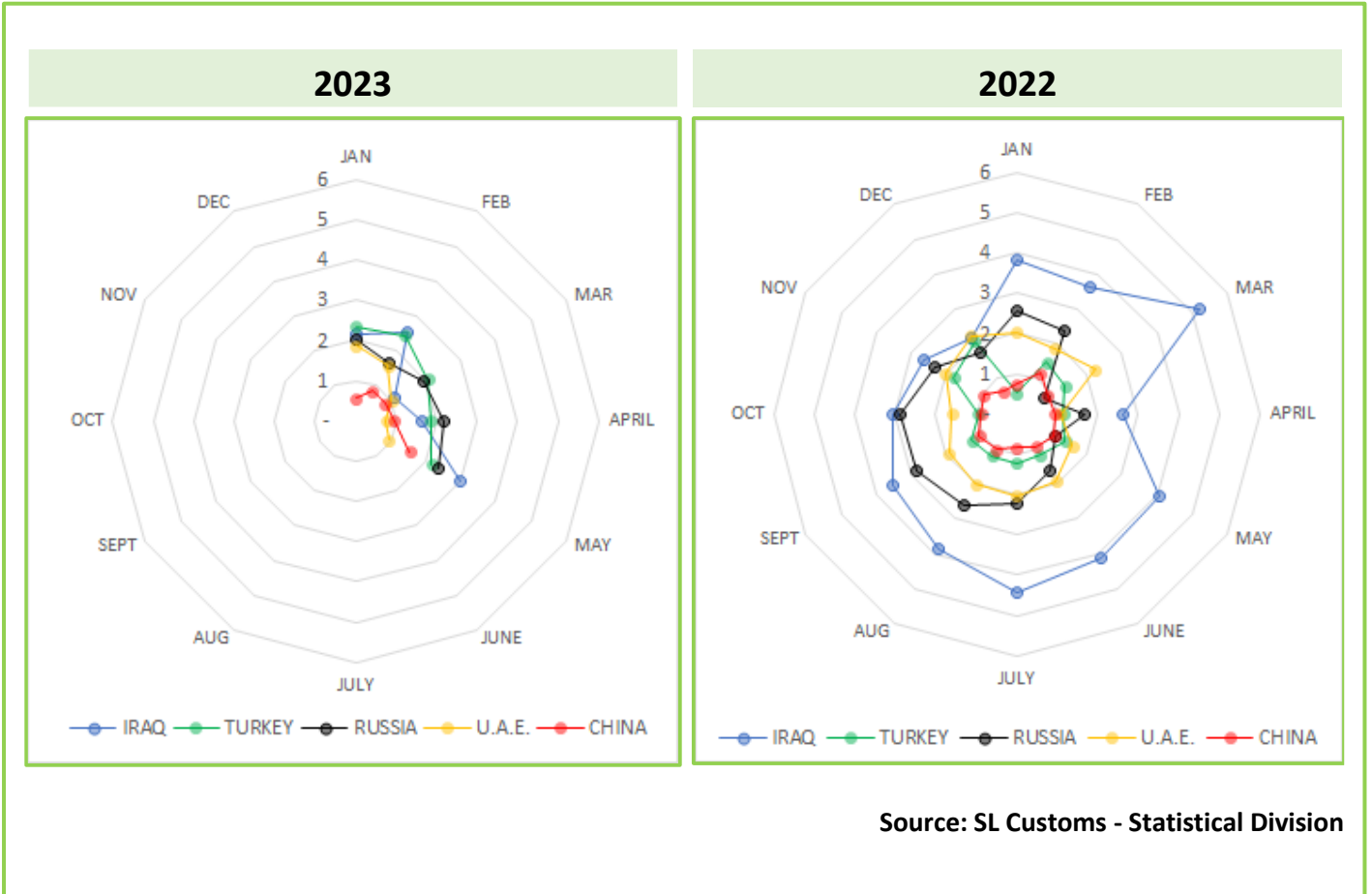


**YTD MAY - 2022**

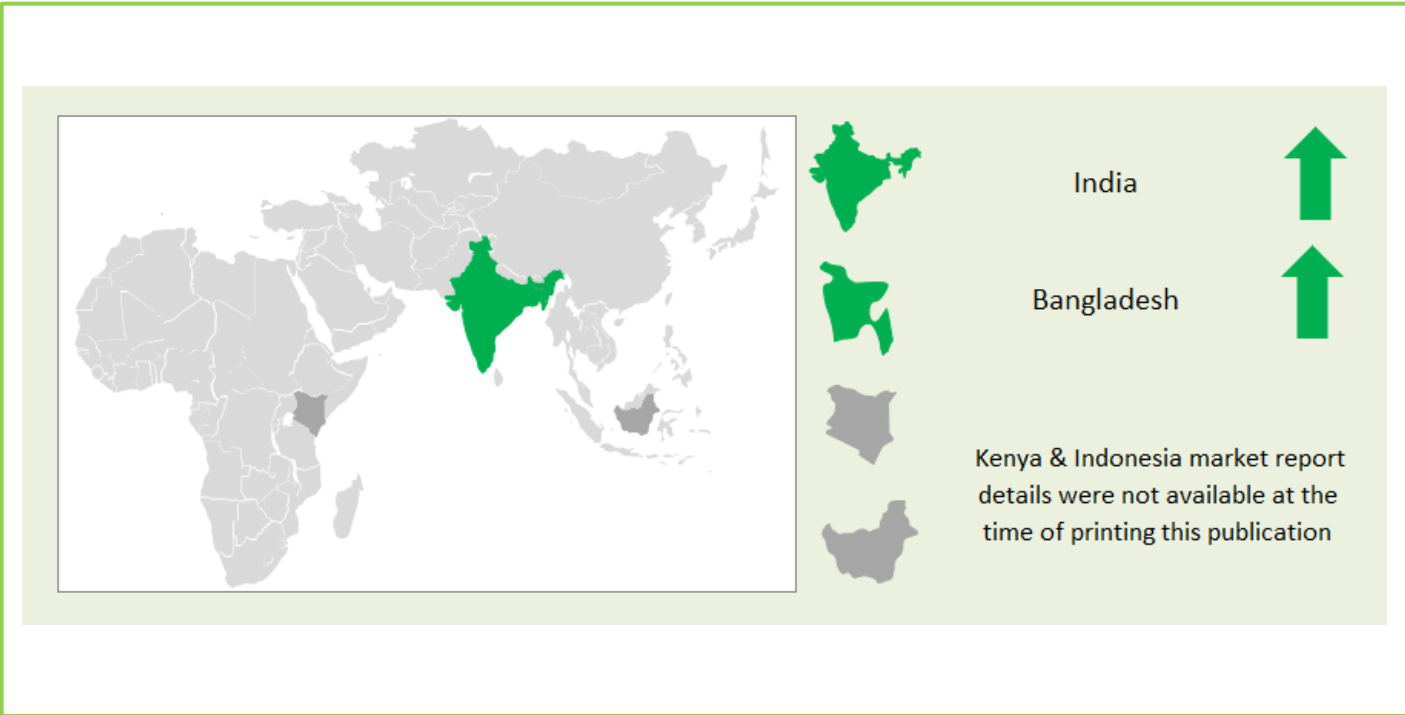


Source: SL Customs - Statistical Division

## MONTHLY SRI LANKA TEA EXPORTS (IN MN KG) IRAQ, TURKEY, RUSSIA, U.A.E, CHINA – 2023 VS 2022



## MARKET MOVEMENT AT INTERNATIONAL AUCTION CENTERS THIS WEEK



## COMMENTS

Sale	Ex-Estate		Low Grown (Leafy/Tippy)		Total	
	Qty	Demand	Qty	Demand	Qty	Demand
25	1.0 MKgs	Lower	2.1 Mkgs	Good	5.7 Mkgs	Good

WESTERN				
	SELECT BEST	BEST	BELOW BEST	PLAINER
BOP	Firm	↓ 100/-	↓ 100/-	↓ 50/-
BOPF	↓ 30/-	↓ 100/-	↓ 50/-	↓ 80/-

	NUWARA ELIYA	UDA PUSSELLAWA	UVA
BOP	↓ 40/-	↓ 50/-	↓ 50/-
BOPF	Unsold	↓ 40/-	↓ 70/-

	HIGH	MEDIUM	LOW
BP1	↓ 100/-	↓ 50/-	↓ 80/-
PF1	↓ 100/-	↓ 70/-	Firm

HIGH & MEDIUM				
	SELECT BEST	BEST	BELOW BEST	OTHERS
BOP1	↑ 50/-	↑ 50/-	Firm	Firm
OP1	↓ 50/-	↓ 100/-	↓ 100/-	↓ 100/-
FBOP	↑ 50/-	↑ 50/-	Firm	Firm
FBOPF1	↑ 20/-	Firm	Firm	Firm
PEK	↑ 100/-	↑ 50/-	↑ 50/-	↑ 50/-
PEK1	↑ 150/-	↑ 100/-	↑ 50/-	↑ 50/-
OP/OPA	Firm	Firm	↓ 50/-	↓ 50/-

LEAFY / SEMI LEAFY				
	SELECT BEST	BEST	BELOW BEST	OTHERS
OP1	↓ 40/-	↓ 30/-	↑ 30/-	↑ 30/-
BOP1	Firm	Firm	Firm	Firm
OP/OPA	↓ 20/-			
PEK	Firm			
PEK1	↓ 30/-			

SMALL LEAF / TIPPY				
FBOP	Firm	↑ 20/-	↑ 20/-	↑ 40/-
FBOP1	↑ 20/-	↑ 40/-	↑ 30/-	↑ 50/-
FBOPF1	↑ 50/-	↑ 20/-	↑ 40/-	↑ 20/-

PREMIUM FLOWERY		
	FBOPFEXSP	FBOPFSP
Select Best	↓ 100/-	↓ 200/-
Best	Firm	↓ 300/-
Below Best	Firm	↓ 200/-
Others	↓ 100/-	↓ 100/-



**Crude Oil**  
As at 28th June 2023 – USD 72.37

### HOLIDAY NOTICE

Please note our Head Office, Warehouse & Sample Room will be closed for business on the following day:

**Monday 03rd July 2023 – Adhi Esala Full Moon Poya Day**

## CURRENCY BOARD – AS AT 28TH JUNE 2023

	United States Dollars (USD)		European Community Euro (EUR)		United Kingdom pounds (GBP)	
	Corresponding		Corresponding		Corresponding	
	2023	2022	2023	2022	2023	2022
<b>Sri Lankan Rupee</b>	301.16	356.06	328.79	374.97	383.02	435.05

(Courtesy - Central Bank of Sri Lanka)

<b>Indian Rupee</b>	81.99	78.17	89.72	82.68	104.42	95.99
<b>Kenyan Shilling</b>	139.64	116.79	152.82	123.52	177.85	143.41
<b>Bangladesh Taka</b>	107.02	91.15	117.12	96.40	136.30	111.92
<b>Indonesian Rupiah</b>	14,982.60	14,796.10	16,396.50	15,648.20	19,082.70	18,168.40
<b>Malawi Kwacha</b>	1,009.04	1,007.21	1,104.26	1,065.22	1,285.16	1,236.77
<b>Vietnam Dong</b>	23,526.40	23,244.20	25,746.5	24,582.90	29,964.40	28,542.10

(Courtesy - Oanda Corporation)

### SRI LANKA RUPEE AGAINST US DOLLAR

#### TIME PERIOD 22/06/2023 TO 28/06/2023 (SPOT / BUYING RATE)

<b>22/06/2023</b>	298.55	<b>26/06/2023</b>	299.83	<b>28/06/2023</b>	301.16
<b>23/06/2023</b>	299.04	<b>27/06/2023</b>	301.33		

(Courtesy - Central bank of Sri Lanka)

### QUANTITY SOLD DURING THE PERIOD 19TH – 24TH JUNE 2023

	2023		2022	
	WEEKLY	TODATE	WEEKLY	TODATE
<b>PRIVATE SALES</b>	72,491.50	2,454,831.65	74,532.40	2,177,652.08
<b>PUBLIC AUCTION</b>	5,630,746.00	117,025,732.50	5,310,955.00	123,539,614.00
<b>FORWARD CONTRACTS</b>	71,700.00	1,491,368.00	40,000.00	987,240.00
<b>DIRECT SALES</b>	-	-	-	-
<b>TOTAL</b>	5,774,937.50	120,971,932.15	5,425,487.40	126,704,506.08
<b>BMF EXCLUDED FROM PRIVATE SALE</b>	29,425.00	1,202,768.00	87,305.00	3,562,828.00

TEA  
TECH  
TIPS



*Use hot air to remove surface water from wet leaf no sooner it is spread on the troughs. Actual withering of the leaf will take place only after surface moisture is evaporated.*

## CROP AND WEATHER (FOR THE PERIOD 19TH - 25TH JUNE 2023)

The Western planting districts experienced bright mornings followed by evening showers. The Department of Meteorology forecasts scattered showers in the Western region and occasional strong winds in Nuwara Eliya.

The Uva/Udapussellawa's reported sunny weather throughout. Evening showers are to be expected in Uva.

The Low grown reported clear weather whilst a sub-district in Deniyaya and the Sabaragamuwa region experienced sunny mornings followed by occasional evening showers. Occasional showers are to be expected in the Ruhuna and Sabaragamuwa districts.

All regions recorded a decline in their crop intakes.

## WEATHER FORECAST (FOR THE PERIOD 29TH JUNE – 05TH JULY 2023)

	Thu (29/06)	Fri (30/06)	Sat (01/07)	Sun (02/07)	Mon (03/07)	Tue (04/07)	Wed (05/07)
<b>Galle</b>	30°/27°C 	30°/26°C 	30°/26°C 	30°/27°C 	30°/26°C 	31°/26°C 	30°/26°C 
<b>Matara</b>	31°/24°C 	31°/25°C 	31°/25°C 	31°/24°C 	30°/24°C 	30°/25°C 	30°/24°C 
<b>Ratnapura</b>	30°/22°C 	30°/23°C 	30°/23°C 	31°/22°C 	29°/23°C 	29°/23°C 	29°/23°C 
<b>Hatton/ Talawakelle</b>	23°/18°C 	23°/17°C 	23°/17°C 	23°/18°C 	21°/18°C 	24°/19°C 	21°/18°C 

## ORDER OF SALE THIS WEEK

EX EST	H/M-OFF GR & DUST	LEAFY/ SEMI LEAFY/ TIPPY/PREM & BOP1A
CTB	Forbes & Walker Tea Brokers (Pvt) Ltd	Bartleet Produce Marketing (Pvt) Ltd
JK	Bartleet Produce Marketing (Pvt) Ltd	John Keells PLC
LC	Lanka Commodity Brokers	Lanka Commodity Brokers
BC	<b>Ceylon Tea Brokers PLC</b>	Asia Siyaka Commodities PLC
MC	Eastern Brokers Ltd	Mercantile Produce Brokers (Pvt) Ltd
AS	John Keells PLC	Eastern Brokers Ltd
FW	Asia Siyaka Commodities PLC	Forbes & Walker Tea Brokers (Pvt) Ltd
EB	Mercantile Produce Brokers (Pvt) Ltd	<b>Ceylon Tea Brokers PLC</b>

CATALOGUE	LOTS	QTY (KGS)
EX-ESTATE	881	1,017,383
HIGH AND MEDIUM	1,506	703,147
LOW GROWN (LEAFY)	1,990	824,128
LOW GROWN (SEMI LEAFY)	1,418	609,832
LOW GROWN (TIPPY)	1,545	748,121
OFF GRADES + BOP1A	2,153	1,157,758
DUSTS	627	649,366
PREMIUM FLOWERY	333	58,995
<b>TOTAL</b>	<b>10,453</b>	<b>5,768,730</b>

## HIGH GROWN TEAS

**BOP** Best Western's declined by Rs.100/- per kg. Below best too lower by a similar margin. Plainer types were easier by Rs.50-70/- per kg. Nuwara Eliya's lost by Rs.30-40/- per kg. Uda Pussellawa's dropped by Rs.50/- per kg and more. Few select Uva's were firm, balance declined up to Rs.50/- per kg.

**BOPF** Best Western's were lower by Rs.100/- per kg. Below best eased by Rs.50/- per kg and more. Plainer types declined further and lost up to Rs.80/- per kg. Nuwara Eliya's were mostly unsold. Uda Pussellawa's declined by Rs.40-50/- per kg whilst Uva's lost further.

## MEDIUM GROWN TEAS

**BOP1/OP1** **BOP1** - Select best and best moved up by Rs. 50/- per kg whilst all others held firm.  
**OP1** – Select best were lower by Rs. 50/- per kg whilst others declined by Rs. 100/- per kg.

**OP/OPA** Select best and best held firm. Below best and others were easier by Rs. 50/- per kg.

**PEKOE/PEKOE1** **PEKOE** - Select best were dearer by Rs.100/- per kg whilst all others gained by Rs. 50/- per kg.  
**PEKOE1**- Select best appreciated by Rs. 150/- per kg. Best gained by Rs. 100/- per kg whilst all others increased by Rs. 50/- per kg.

**FBOP/FBOPF1** **FBOP** - Select best and best gained by Rs. 50/- per kg whilst others maintained.  
**FBOPF1**- Select best were dearer by Rs. 20/- per kg whilst all other maintained.

## CTC

**HIGH GROWN** **BP1** – Easier by Rs.100/- per kg.  
**PF1** – Shed by Rs.100/- per kg.

**MEDIUM GROWN** **BP1** – Lower by Rs.50/- per kg.  
**PF1** – Eased by Rs.70/- per kg.

**LOW GROWN** **BP1** – Dropped by Rs.80/- per kg.  
**PF1** – Maintained.

QUOTATIONS-HIGH GROWNS	BOP		BOPF	
BEST WESTERNS	900	1000	900	1100
BELOW BEST WESTERNS	760	890	780	890
PLAINER WESTERNS	680	750	700	770
NUWARA ELIYAS	870	920	N/A	
UDAPUSSELLAWAS	640	740	640	830
BEST UVAS	740	880	800	890
OTHER UVAS	640	700	740	790
GOOD MEDIUMS	800	1000	830	860
POOR MEDIUMS	720	740	650	740
QUOTATIONS – UNORTHODOX	BP1		PF1	
(CTC) CTC (High & Medium)	690	770	690	900
CTC (Low)	700	870	900	1260

## LOW GROWN

<b>BOP1</b>	Well-made teas held firm to dearer. Best and below best too followed a similar trend. Poorer sorts maintained.
<b>OP1</b>	Select best OP1's were firm. Best and below best were marginally easier. Poorer sorts were maintained.
<b>OP</b>	Select best were firm to dearer whilst all others maintained.
<b>OPA</b>	Select best were firm to selectively dearer. Best and below best maintained. Poorer sorts firm to dearer.
<b>PEKOE/PEKOE1</b>	Select best teas together with full range of bold PEK's were firm. Select best PEK1 were firm to dearer. Best and below best together with poorer sorts maintained.
<b>FBOP/FBOP1</b>	Select best were firm, whilst best and below best appreciated by Rs. Rs. 50-100/- per kg. Others too had an improved demand.
<b>BOP</b>	All-round dearer market.
<b>BOPF</b>	All-round firm market.
<b>FBOPF/FBOPF1</b>	Select best and best FBOPF1's were dearer by Rs. 50-100/- per kg. Others were firm. FBOPF's had all around firm market.

QUOTATIONS	SELECT BEST	BEST	BELOW BEST	OTHER
BOP1	1,750-2,900	1,600-1,750	1,200-1,500	800-1,100
OP1	2,600-3,400	1,700-2,300	1,300-1,500	800-1,100
OP	1,300-1,850	1,200-1,300	950-1,100	800-950
OPA	1,250-2,050	1,100-1,250	950-1,050	800-950
PEKOE	1,700-2,400	1,350-1,600	1,100-1,300	800-1,000
PEKOE1	1,700-2,450	1,350-1,600	1,100-1,300	800-1,000
FBOP1	1,200- 1,600	900-1,100	700-850	Below 650
FBOP	1,600-2,350	1,100-1,400	900-1,000	Below 850
BOP	1,300-1,950	1,100-1,150	900-1,050	Below 880
BOPF	1,000-1,750	850-970	750-820	Below 720
FBOPF1	1,250-1,500	1,050-1,150	900-1,000	Below 820
FBOPF	960-1,500	780-980	680-750	Below 600
FFSP/FFEXSP/FFEXSP1	1,900-3,000	1,300-1,800	1,050-1,200	Below 1,000



## OFF GRADES

**FGS/FGS1** High grown varieties eased by Rs.20-40/- per kg. Medium and low grows maintained. CTC's shed by Rs. 20-30 /- per kg.

**BM/BP** **BM** – Best gained by Rs.10-20/- per kg yet declined towards the closure. Below best and bottom held firm.

**BP** – Increased by Rs. 20-30/- per kg.

**BOP1A** Best varieties declined by Rs. 30-40/- per kg, whilst the Below Best varieties dropped by Rs. 20-40/- per kg. Teas at the lower end were easier by Rs. 10-20/- per kg.

	HIGH		MEDIUM		LOW	
<b>FNGS</b>	630	840	590	800	600	840
<b>P.FGS (CTC)</b>	760	770	700	730	630	1140
<b>BP</b>	640	880	650	890	660	1160
<b>BM</b>	720	800	680	830	660	1140
<b>BOP1A</b>	720	790	720	900	720	1360

## DUST

**DUST1** Best and below best were lower by Rs. 60-80/- per kg. CTC's were irregular. Best and below best Low grows lost by Rs. 50-70/- per kg.

**DUST** Cleaner secondaries were firm. Low grows were easier by Rs. 20-30/- per kg.

	HIGH		MEDIUM		LOW	
<b>PRIMARY DUSTS</b>	1020	1420	800	900	850	980
<b>SECONDARY DUSTS</b>	750	1000	680	790	580	840
<b>PDUST (CTC)</b>	760	900	750	810	900	1100

## TOP PRICES - SALE NO. 25 OF 27TH / 28TH JUNE 2023

WESTERN MEDIUM			
Harangalla	BOP	1,000.00	
Kenilworth	BOP	1,000.00	
Peniland	BOPSp	1,000.00	
Vellai Oya	BOPF/BOPFSP	860.00	
Nayapane	BOP1	1,850.00	
Craighead	FBOP/FBOP1	2,550.00	
Harangalla	FBOPF/FBOPF1	1,200.00	
Dartry Valley	OP/OPA	1,420.00	
Harangalla	OP1	1,600.00	
Craighead	PEK/PEK1	2,000.00	

WESTERN HIGH			
Alton	BOP	1,000.00	
Glentilt	BOPSp	820.00	
Wattegodde	BOPF/BOPFSP	1,100.00	
Bogahawatte	BOP1	1,080.00	
Queensberry	FBOP/FBOP1	1,200.00	
St Andrews	FBOPF/FBOPF1	980.00	
<b>Weddemulla</b>	<b>OP</b>	<b>1,080.00</b>	<b>@</b>
<b>Weddemulla</b>	<b>OPA</b>	<b>940.00</b>	<b>@</b>
Venture	OP1	1,020.00	
<b>Bogahawatte</b>	<b>PEK/PEK1</b>	<b>1,380.00</b>	<b>@</b>
Wattegodde	PEK/PEK1	1,380.00	
<b>Craig Hill</b>	<b>PEK/PEK1</b>	<b>1,360.00</b>	<b>@</b>

NUWARA ELIYA			
Mahagastotte	BOP	920.00	
Kenmare	BOPSp	740.00	
Court Lodge	FBOP/FBOP1	1,200.00	
Kenmare	OP/OPA	890.00	
Court Lodge	PEK/PEK1	1,060.00	

UDA PUSSELLAWAS			
Mooloya	BOP	740.00	
Gampaha	BOPSp	870.00	
Kirklees	BOPF/BOPFSP	830.00	
Delmar	BOP1	1,380.00	
Delmar	FBOP/FBOP1	1,180.00	
<b>Alma</b>	<b>FBOP/FBOP1</b>	<b>1,140.00</b>	<b>@</b>
<b>Alma</b>	<b>FBOPF/FBOPF1</b>	<b>1,100.00</b>	<b>@</b>
<b>Alma</b>	<b>OP</b>	<b>1,100.00</b>	<b>@</b>
<b>Alma</b>	<b>OPA</b>	<b>1,060.00</b>	<b>@</b>
<b>Alma</b>	<b>OP1</b>	<b>1,400.00</b>	<b>@</b>
<b>Alma</b>	<b>PEK</b>	<b>1,550.00</b>	<b>@</b>
<b>Alma</b>	<b>PEK1</b>	<b>1,650.00</b>	<b>@</b>

UVA MEDIUM			
Demodera 'S'	BOP	1,140.00	
High Spring	BOPSp	1,220.00	
Halpewatte Uva	BOPF/BOPFSP	1,170.00	
Demodera 'S'	BOP1	2,150.00	
Telbedde	FBOP/FBOP1	1,550.00	
Halpewatte Uva	FBOPF/FBOPF1	1,140.00	
Aruna Passara	OP/OPA	1,200.00	
Aruna Passara	OP1	1,480.00	
Tinioya	OP1	1,480.00	
Sarnia Plaiderie	PEK/PEK1	1,750.00	

UVA HIGH			
Bandaraeliya	BOP	880.00	
<b>Ranaya</b>	<b>BOPSp</b>	<b>1,000.00</b>	<b>@</b>
Bandaraeliya	BOPF/BOPFSP	850.00	
Nayabedde	BOPF/BOPFSP	850.00	
Glenanore	BOP1	1,950.00	
Aislaby	FBOP/FBOP1	1,320.00	
Aislaby	FBOPF/FBOPF1	1,060.00	
<b>Mount Uva</b>	<b>OP/OPA</b>	<b>1,160.00</b>	<b>@</b>
Glenanore	OP1	1,400.00	
Gonamotawa	OP1	1,400.00	
<b>Mount Uva</b>	<b>PEK</b>	<b>1,600.00</b>	<b>@</b>
<b>Ranaya</b>	<b>PEK1</b>	<b>1,650.00</b>	<b>@</b>

UNORTHODOX HIGH			
<b>Ulugedara CTC</b>	<b>PF1</b>	<b>900.00</b>	<b>@</b>
Dunsinane CTC	BPS	780.00	

UNORTHODOX MEDIUM			
New Peacock CTC	PF1	820.00	
Donside CTC	BP1	770.00	

UNORTHODOX LOW			
Hingalgoda CTC	PF1	1,260.00	
Ceciliyan CTC	BP1	870.00	
Suduwelipothahena CTC	BPS	700.00	

## TOP PRICES - SALE NO. 25 OF 27TH / 28TH JUNE 2023

LOW GROWN				DUSTS			
Lumbini	BOP1	2,900.00		Mattakelle	DUST1	1,420.00	
Pothotuwa	BOP1	2,900.00		Hingalgoda CTC	PD	1,100.00	
Pothotuwa	OP1	3,400.00					
Green Lanka	OP	1,850.00		PREMIUM FLOWERY			
Lumbini	OPA	2,050.00		Sisiramba Super	FBOPFSp	2,050.00	
Liyonta	OPA	2,050.00		<b>Nilgiri</b>	<b>FBOPFSp</b>	<b>1,750.00</b>	@
Lumbini	PEK	2,400.00		Tinioya	FBOPFSp	1,750.00	
New Batuwangala	PEK1	2,450.00		New Falcon Lanka	FBOPFExSp	3,000.00	
Golden Garden	PEK1	2,400.00		Brombil	FBOPFExSp1	2,400.00	
Andaradeniya Super	PEK1	2,400.00					
Hidellana	PEK1	2,400.00		OFF GRADES			
<b>Matuwagalla Super</b>	<b>PEK1</b>	<b>2,350.00</b>	@	Wattegodde	FGS/FGS1	840.00	
Hidellana	BOP	1,950.00		Chandrika Estate	FGS/FGS1	840.00	
Arbour Valley	BOPSP	1,550.00		Aldora	FGS/FGS1	840.00	
Pothotuwa	BOPF	1,750.00		Hingalgoda CTC	PF	1,140.00	
Mahaliyadda	BOPFSP	1,360.00		Chandrika CTC	PF	730.00	
<b>Golden Garden</b>	<b>BOPFSP</b>	<b>1,300.00</b>	@	Birchwood CTC	PF	730.00	
Makandura	FBOP	2,350.00		<b>Park Side CTC</b>	<b>PF</b>	<b>720.00</b>	@
Sithaka	FBOP	2,350.00		Risinaka CTC	PF	720.00	
Ceyenta	FBOP1	1,600.00		Ranras CTC	PF	720.00	
Galatara	FBOP1	1,600.00		Supream CTC	PF	720.00	
<b>Gangaboda</b>	<b>FBOP1</b>	<b>1,550.00</b>	@	Chandrika CTC	PF	720.00	
Sithaka	FBOP1	1,550.00		Birchwood CTC	PF	720.00	
Win Hills	FBOP1	1,550.00		Canora CTC	PF	720.00	
Hidellana	FBOP1	1,550.00		Castlebay CTC	PF	720.00	
Sithaka	FBOPF	1,500.00		Kurunduwatta	BM	1,140.00	
Pothotuwa	FBOPF1	1,500.00		Gunawardana	BM	1,100.00	
				<b>Co-op Win</b>	<b>BM</b>	<b>1,060.00</b>	@
				Hidellana	BP	1,160.00	
				Chandrika Estate	BOP1A	1,360.00	

## FUTURE SALES INFORMATION

### SALE NO 26 OF 04TH / 05TH JULY 2023

EX-ESTATE	H/M-OFF GR & DUST	LEAFY/ SEMI LEAFY/ TIPPY/PREM & BOP1A
JK	Bartleet Produce Marketing (Pvt) Ltd	John Keells PLC
LC	Lanka Commodity Brokers	Lanka Commodity Brokers
BC	<b>Ceylon Tea Brokers PLC</b>	Asia Siyaka Commodities PLC
MC	Eastern Brokers Ltd	Mercantile Produce Brokers (Pvt) Ltd
AS	John Keells PLC	Eastern Brokers Ltd
FW	Asia Siyaka Commodities PLC	Forbes & Walker Tea Brokers (Pvt) Ltd
EB	Mercantile Produce Brokers (Pvt) Ltd	<b>Ceylon Tea Brokers PLC</b>
<b>CTB</b>	Forbes & Walker Tea Brokers (Pvt) Ltd	Bartleet Produce Marketing (Pvt) Ltd

**Buyers Prompt: 11.07.2023**

**Sellers Prompt: 12.07.2023**

### AWAITING SALE - CATALOGUE DETAILS

	SALE OF 04TH / 05TH JULY 2023		SALE OF 11TH / 12TH JULY 2023	
	LOTS	QTY(KGS)	LOTS	QTY(KGS)
<b>EX-ESTATE</b>	855	995,296	828	945,822
<b>HIGH AND MEDIUM</b>	1,597	758,741	1,611	774,845
<b>LOW GROWN (LEAFY)</b>	2,247	969,986	2,280	982,924
<b>LOW GROWN (SEMI LEAFY)</b>	1,675	756,798	1,495	653,305
<b>LOW GROWN (TIPPY)</b>	1,697	834,249	1,709	818,155
<b>OFF GRADES+BOP1A</b>	2,536	1,366,442	2,523	1,388,753
<b>DUSTS</b>	613	611,541	600	596,404
<b>PREMIUM FLOWERY</b>	263	46,550	283	46,690
<b>TOTAL</b>	<b>11,483</b>	<b>6,339,603</b>	<b>11,329</b>	<b>6,206,898</b>
<b>MAIN SALE &amp; EX ESTATE CLOSED ON</b>	<b>15TH JUNE 2023</b>		<b>22ND JUNE 2023</b>	

#### **SALE NO. 28 – 18TH/ 19TH JULY 2023**

Ex-Estate catalogue and Main Sale catalogues are scheduled to be closed on the 29th June 2023.

#### **SALE NO. 29 – 25TH/ 26TH JULY 2023**

Ex-Estate catalogue and Main Sale catalogues are scheduled to be closed on the 06th July 2023.

#### **SALE NO. 30 – 31ST JULY / 02ND AUGUST 2023**

Ex-Estate catalogue and Main Sale catalogues are scheduled to be closed on the 13th July 2023.

## ELEVATION WISE – STATISTICS – COLOMBO AUCTION AVERAGES

Elevation	LAST WEEK	WEEK BEFORE LAST	LAST YEAR	YEAR BEFORE
	(RS)	(RS)	(RS)	(RS)
	Sale- 20.06.2023	Sale- 13.06.2023	Corres 2022	Corres 2021
Uva High	818.37	814.12	1085.50	516.05
Western High	851.68	878.56	1033.79	554.65
CTC High	796.87	799.30	869.40	477.29
Total High Grown	840.06	858.05	1050.77	542.57
Uva Medium	884.95	853.42	1185.69	539.34
Western Medium	829.85	823.13	899.46	506.21
CTC Medium	759.49	771.80	773.60	481.65
Total Medium Grown	848.44	832.98	990.81	516.91
Orthodox Low	1100.12	1067.39	1479.11	626.70
CTC Low	863.62	864.79	1017.71	483.96
Total Low Grown	1087.92	1056.17	1446.69	619.28
<b>TOTAL</b>	<b>982.79</b>	<b>965.25</b>	<b>1273.63</b>	<b>582.69</b>

Elevation	LAST WEEK	WEEK BEFORE LAST	LAST YEAR	YEAR BEFORE
	(\$)	(\$)	(\$)	(\$)
	Sale- 20.06.2023	Sale- 13.06.2023	Corres 2022	Corres 2021
Uva High	2.68	2.71	3.01	2.58
Western High	2.78	2.92	2.87	2.78
CTC High	2.60	2.66	2.41	2.39
Total High Grown	2.75	2.86	2.91	2.71
Uva Medium	2.89	2.84	3.29	2.70
Western Medium	2.71	2.74	2.49	2.53
CTC Medium	2.48	2.57	2.14	2.41
Total Medium Grown	2.77	2.77	2.75	2.59
Orthodox Low	3.60	3.55	4.10	3.14
CTC Low	2.82	2.88	2.82	2.42
Total Low Grown	3.56	3.52	4.01	3.10
<b>Weekly Total (USD)</b>	<b>3.21</b>	<b>3.21</b>	<b>3.53</b>	<b>2.92</b>
<b>Exchange Rate (LKR)</b>	<b>305.92</b>	<b>300.43</b>	<b>360.75</b>	<b>199.87</b>

Elevation	TODATE	TODATE	TODATE	TODATE	TODATE	TODATE
	2021	2022	2023	2021	2022	2023
	(RS)	(RS)	(RS)	(\$)	(\$)	(\$)
Uva High	564.38	907.39	1052.27	2.88	3.20	3.16
Western High	612.02	901.30	1229.26	3.12	3.18	3.69
CTC High	539.96	742.90	1085.08	2.76	2.62	3.26
Total High Grown	598.47	903.20	1176.21	3.05	3.18	3.53
Uva Medium	577.89	972.20	1062.81	2.95	3.43	3.19
Western Medium	559.31	823.91	1046.12	2.85	2.90	3.14
CTC Medium	522.00	679.76	1002.67	2.66	2.40	3.01
Total Medium Grown	564.77	869.91	1051.42	2.88	3.07	3.15
Orthodox Low	667.60	1149.72	1335.25	3.41	4.05	4.01
CTC Low	517.74	742.58	981.11	2.64	2.62	2.94
Total Low Grown	658.56	1121.35	1315.64	3.36	3.95	3.95
<b>TOTAL</b>	<b>629.82</b>	<b>1031.19</b>	<b>1242.55</b>	<b>3.21</b>	<b>3.64</b>	<b>3.73</b>

**Cumulative Sale Averages – 1 USD= Rs. (Monthly Weighted Average)** **195.94**      **283.65**      **333.27**

(Source: MSL/ CBSL)

## WORLD TEA PRODUCTION (IN MILLION KILOS)

Country	Month	Month		To-date		Diff (+/-)
		2022	2023	2022	2023	2022 vs 2023
Sri Lanka	May	26	26.5	112.8	111.1	-1.7
Bangladesh	May	7.42	8.17	14.48	15.71	1.23
Malawi	Apr	7.07	5.9	25.9	24.9	-1
North India	Apr	72.45	63.71	126.5	132.13	5.63
South India	Apr	20.8	19.06	67.93	59.85	-8.08
Kenya	Mar	46.47	30.48	136.26	118.13	-18.13

(Source: Africa Tea Brokers/National Brokers Ltd)

## BANGLADESH AUCTION OF 26TH JUNE 2023

**CTC LEAF:** 37,390 packages of Current Season teas on offer met with quite a strong demand.

**BROKENS:** All well made good liquoring Brokens were a strong market and prices appreciated following competition. Good and Mediums were also in better demand and sold well in line with quality. Plain varieties met with fair interest and were about steady. BLF teas elicited slightly better demand but were easier with quite heavy withdrawals.

**FANNINGS:** Good Fannings were in stronger demand and were mostly dearer with quality. Medium varieties also sold well and prices tended dearer. Plain types met with a fairly good demand at around steady rates. BLF teas elicited slightly better demand but were easier with quite heavy withdrawals.

**CTC DUST:** 10,563 packages of Current Season teas on offer met with good demand. Good liquoring Dusts sold well at around last levels. Mediums were fully firm on last. Plain and BLF Dusts met with less demand and saw fair withdrawals. Blenders lent strong support with fair interest from the Loose tea buyers.

**COMMENTS:** There was a much improved demand in this week's sale especially from the Blenders. Bright liquoring teas were in greater demand and sold well at dearer rates. Loose tea buyers were selective. However, more tea was sold at mostly higher rates. Dusts sold well.

(Courtesy - National Brokers Limited)

## KOLKATA AUCTION OF 27TH/ 28TH JUNE 2023

Fair demand at barely steady to irregularly easier levels for teas on offer. W I active. HUL some enquiry. TCPL some enquiry. Local buyers selective, Based on TCP, PTM & ABL's ( 1st session ) Catalogue.

(Courtesy - Associated Brokers Pvt. L.td, Kolkata)

## GUWAHATI AUCTION OF 27TH JUNE 2023

Good demand at around last levels. ( ATB running at 75% ).HUL / TCPL / Western India / Internal segments operating. Exporters silent so far.

(Courtesy - Associated Brokers (Pvt) Ltd., Guwahati)

## MALAWI AUCTION OF 28TH JUNE 2023

There was selective demand for the 4000 packages on offer at firm rates.

BP1 - N/A

PF1 - Firm on last where sold.

PD - Few invoices fetched 3-5 USC below valuation.

D1 - Tended firm.

PF1SC - Met selective interest at firm rates where sold.

Secondaries - Few available on offer were firm to dearer.

**(Courtesy - Tea Brokers Central Africa Limited)**

## MOMBASA / JAKARTA AUCTIONS

The above market report details were not available at the time of printing of this publication.