



**Ceylon Tea  
Brokers**



# MARKET SNAPSHOT

**SALE NO. 23 OF 13TH / 14TH JUNE 2023**

CEYLON TEA BROKERS PLC  
Level 7, Millenium House, No.46/58, Nawam Mawatha, Colombo 2  
Tel: 011-460777 Fax: 011-4607788  
Email: [general@ceylontebrokers.com](mailto:general@ceylontebrokers.com)  
Web: [www.ceylontebrokers.com](http://www.ceylontebrokers.com)

**Ex-Estate met with improved demand whilst good demand for Low Grows.**



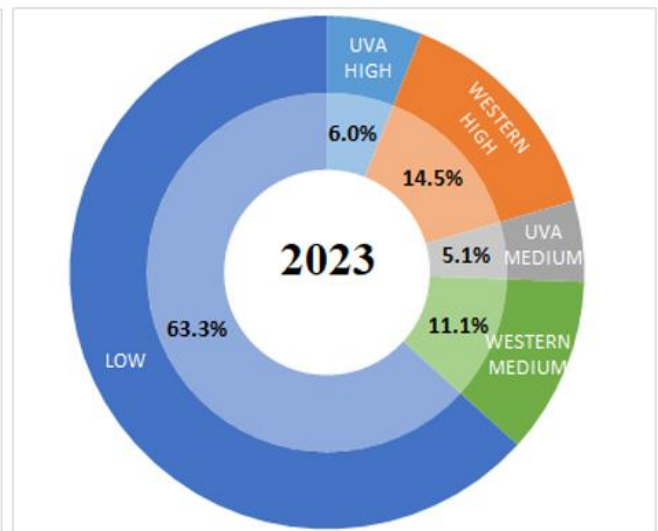
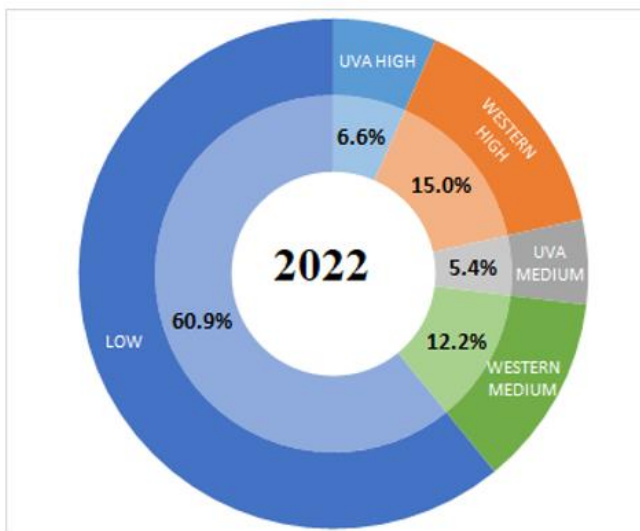
**Currency - 14th June**  
LKR/USD 303.19

**June (01st Sale)**  
Rs. 957.73  
USD \$ 3.29

**Elevation Average**

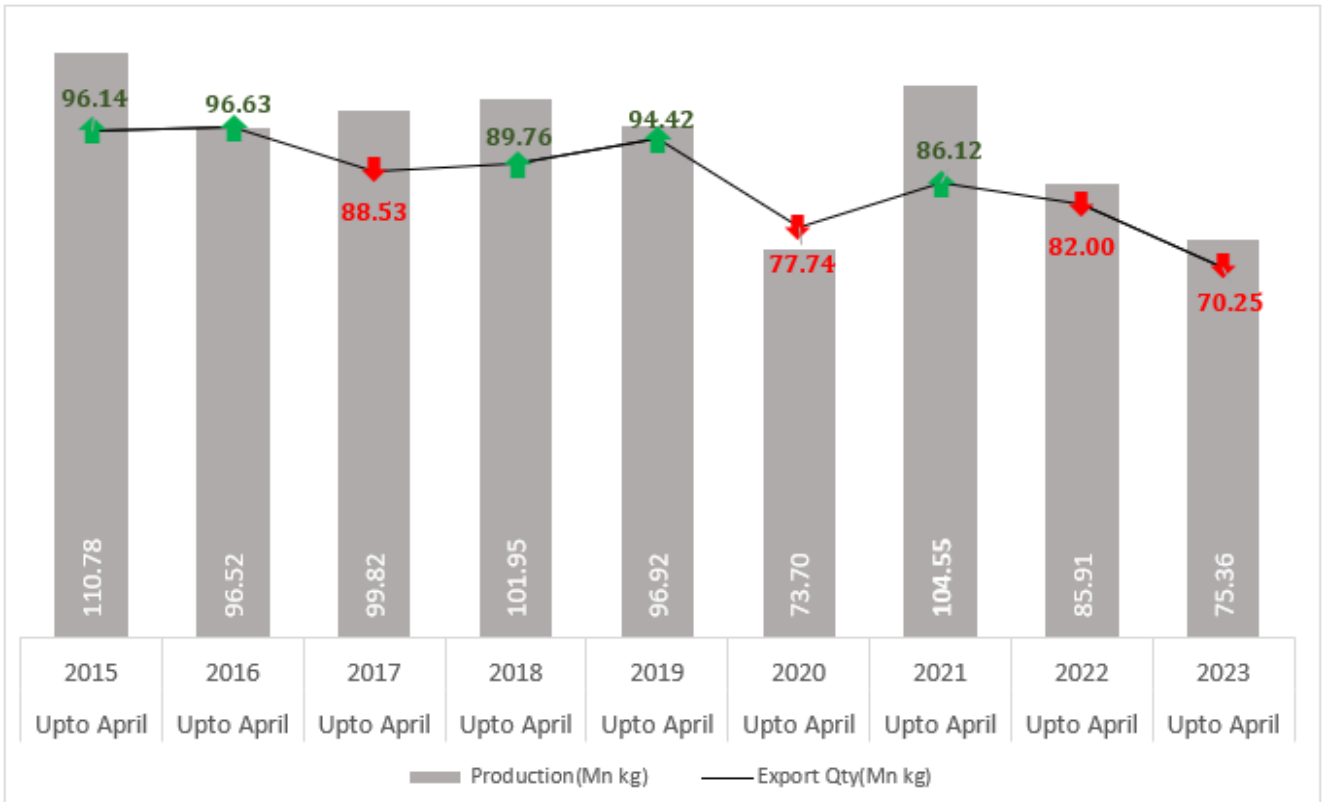
| ELV    | RS       | USD     |
|--------|----------|---------|
| High   | 841.31   | \$ 2.89 |
| Medium | 837.22   | \$ 2.87 |
| Low    | 1,037.65 | \$ 3.56 |

**COMPOSITION OF ELEVATION WISE SRI LANKA TEA SOLD QUANTITY  
YTD MAY - 2023 VS 2022**



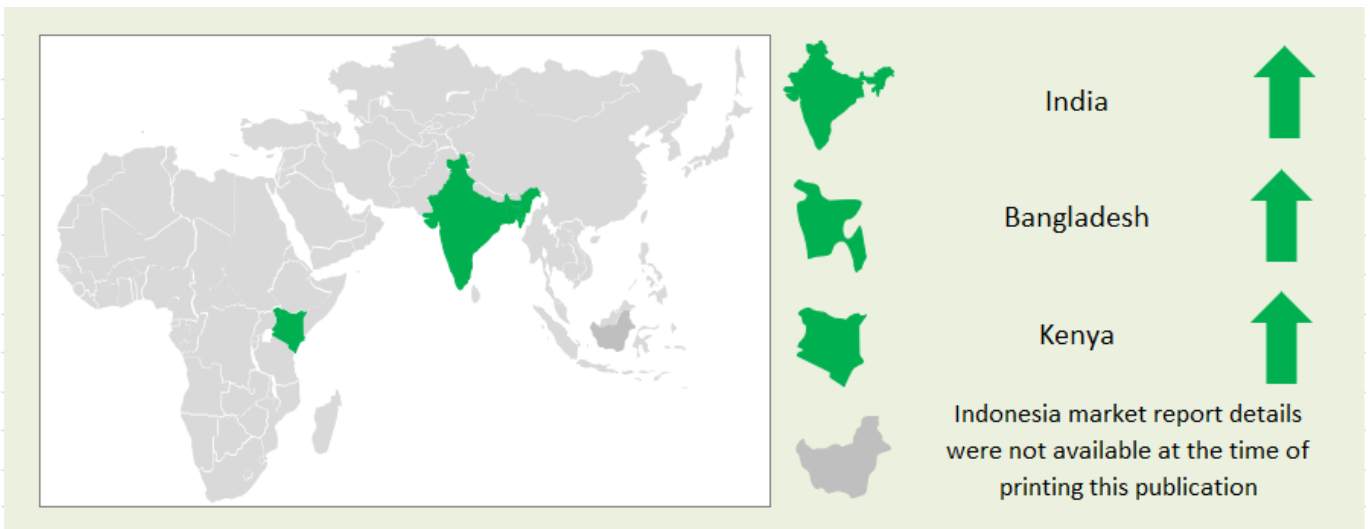
Source: MSL

**YEARLY SRI LANKAN TEA PRODUCTION VS EXPORTS QUANTITY (IN MN KG)  
YTD APRIL -2015-2023**



Source: SLTB, SL Customs - Statistical Division/CBSL

**MARKET MOVEMENT AT INTERNATIONAL AUCTION CENTERS THIS WEEK**



## COMMENTS

| Sale | Ex-Estate |          | Low Grown (Leafy/Tippy) |        | Total    |        |
|------|-----------|----------|-------------------------|--------|----------|--------|
|      | Qty       | Demand   | Qty                     | Demand | Qty      | Demand |
| 23   | 1.0 MKgs  | Improved | 2.8 Mkgs                | Good   | 6.9 Mkgs | Good   |

| WESTERN |             |        |            |         |
|---------|-------------|--------|------------|---------|
|         | SELECT BEST | BEST   | BELOW BEST | PLAINER |
| BOP     | ↑ 100/-     | ↑ 50/- | ↑ 20/-     | Firm    |
| BOPF    | ↑ 50/-      | ↑ 50/- | ↑ 40/-     | ↑ 50/-  |

|      | NUWARA ELIYA | UDA PUSSELLAWA | UVA    |
|------|--------------|----------------|--------|
| BOP  | Unsold       | ↓ 20/-         | ↑ 50/- |
| BOPF | Unsold       | ↓ 30/-         | ↑ 70/- |

|     | HIGH   | MEDIUM | LOW  |
|-----|--------|--------|------|
| BP1 | N/A    | ↓ 30/- | Firm |
| PF1 | ↓ 20/- | ↓ 50/- | Firm |

| HIGH & MEDIUM |             |         |            |        |
|---------------|-------------|---------|------------|--------|
|               | SELECT BEST | BEST    | BELOW BEST | OTHERS |
| BOP1          | ↑ 100/-     | ↑ 50/-  | ↑ 50/-     | ↑ 50/- |
| OP1           | ↑ 100/-     | ↑ 100/- | ↑ 50/-     | ↑ 50/- |
| FBOP          | ↓ 100/-     | ↓ 50/-  | ↓ 50/-     | ↓ 50/- |
| FBOPF1        | Firm        | Firm    | ↑ 20/-     | ↑ 20/- |
| PEK           | Firm        | Firm    | ↑ 20/-     | ↑ 20/- |
| PEK1          | ↓ 50/-      | ↓ 50/-  | ↓ 50/-     | ↓ 50/- |
| OP/OPA        | ↑ 100/-     | ↑ 50/-  | ↑ 50/-     | ↑ 50/- |

| LEAFY / SEMI LEAFY |             |        |            |        |
|--------------------|-------------|--------|------------|--------|
|                    | SELECT BEST | BEST   | BELOW BEST | OTHERS |
| OP1                | ↑ 40/-      | Firm   | ↑ 40/-     | ↑ 40/- |
| BOP1               | Firm        | ↑ 40/- | Firm       | Firm   |
| OP/OPA             | ↑ 10/-      |        |            |        |
| PEK                | ↓ 30/-      |        |            |        |
| PEK1               | Firm        |        |            |        |

| SMALL LEAF / TIPPY |        |        |        |        |
|--------------------|--------|--------|--------|--------|
| FBOP               | ↓ 20/- | ↑ 40/- | ↑ 20/- | ↑ 30/- |
| FBOP1              | ↑ 40/- | ↑ 20/- | ↑ 40/- | ↑ 20/- |
| FBOPF1             | ↓ 20/- | ↑ 10/- | ↑ 20/- | ↑ 40/- |

| PREMIUM FLOWERY |              |              |
|-----------------|--------------|--------------|
|                 | FBOPFEXSP    | FBOPFSP      |
| Select Best     | ↓ 500-1000/- | ↓ 500-1000/- |
| Best            | ↓ 200/-      | ↓ 100/-      |
| Below Best      | ↑ 50-100/-   | ↓ 200-400/-  |
| Others          | ↑ 100/-      | ↓ 100/-      |



### Crude Oil

As at 14th June 2023 – USD 75.09



### Mombasa Auction

Fair demand

## CURRENCY BOARD – AS AT 14TH JUNE 2023

|                         | United States Dollars<br>(USD) |        | European Community<br>Euro (EUR) |        | United Kingdom pounds<br>(GBP) |        |
|-------------------------|--------------------------------|--------|----------------------------------|--------|--------------------------------|--------|
|                         | Corresponding                  |        | Corresponding                    |        | Corresponding                  |        |
|                         | 2023                           | 2022   | 2023                             | 2022   | 2023                           | 2022   |
| <b>Sri Lankan Rupee</b> | 303.19                         | 355.73 | 325.78                           | 371.11 | 381.70                         | 434.08 |

(Courtesy - Central Bank of Sri Lanka)

|                          |           |           |           |           |           |           |
|--------------------------|-----------|-----------|-----------|-----------|-----------|-----------|
| <b>Indian Rupee</b>      | 82.33     | 78.01     | 88.83     | 81.55     | 103.52    | 95.19     |
| <b>Kenyan Shilling</b>   | 138.58    | 116.34    | 149.52    | 121.62    | 174.24    | 141.97    |
| <b>Bangladesh Taka</b>   | 107.22    | 91.72     | 115.69    | 95.88     | 134.81    | 111.92    |
| <b>Indonesian Rupiah</b> | 14,856.00 | 14,707.80 | 16,029.30 | 15,375.30 | 18,679.10 | 17,948.00 |
| <b>Malawi Kwacha</b>     | 1,014.91  | 1,012.55  | 1,095.07  | 1,058.50  | 1,276.10  | 1,235.62  |
| <b>Vietnam Dong</b>      | 23,494.50 | 23,196.90 | 25,350.10 | 24,249.70 | 29,540.70 | 28,307.30 |

(Courtesy - Oanda Corporation)

## SRI LANKA RUPEE AGAINST US DOLLAR TIME PERIOD 08/06/2023 TO 14/06/2023 (SPOT / BUYING RATE)

|                   |        |                   |        |                   |        |
|-------------------|--------|-------------------|--------|-------------------|--------|
| <b>08/06/2023</b> | 285.69 | <b>12/06/2023</b> | 290.07 | <b>14/06/2023</b> | 303.19 |
| <b>09/06/2023</b> | 288.09 | <b>13/06/2023</b> | 294.91 |                   |        |

(Courtesy - Central bank of Sri Lanka)

## QUANTITY SOLD DURING THE PERIOD 05TH – 10TH JUNE 2023

|                                       | 2023         |                | 2022         |                |
|---------------------------------------|--------------|----------------|--------------|----------------|
|                                       | WEEKLY       | TODATE         | WEEKLY       | TODATE         |
| <b>PRIVATE SALES</b>                  | 79,834.60    | 2,291,565.15   | 69,672.50    | 2,016,130.68   |
| <b>PUBLIC AUCTION</b>                 | 6,025,484.00 | 105,129,276.50 | 5,081,012.00 | 112,734,587.00 |
| <b>FORWARD CONTRACTS</b>              | 54,240.00    | 1,360,868.00   | 60,000.00    | 917,240.00     |
| <b>DIRECT SALES</b>                   | -            | -              | -            | -              |
| <b>TOTAL</b>                          | 6,159,558.60 | 108,781,709.65 | 5,210,684.50 | 115,667,957.68 |
| <b>BMF EXCLUDED FROM PRIVATE SALE</b> | 92,566.00    | 1,081,296.00   | 111,209.00   | 3,232,708.00   |

TEA  
TECH  
TIPS



*Southwest monsoon setting in, have you got at least six weeks of firewood drying out under covered shelter? Wet firewood can damage the Drier and product and seriously impact cost of firing.*

## CROP AND WEATHER (FOR THE PERIOD 05TH – 11TH JUNE 2023)

The Western planting districts experienced gloomy conditions with rain whilst Nuwara Eliya's reported bright weather at the initial stages and showers towards the latter part of the week. The Department of Meteorology forecasts occasional showers in the Western region and heavy showers with strong winds in Nuwara Eliya.

The Uva's experienced clear weather throughout whilst Udapussellawa's reported sunny conditions followed by rain. Evening showers are to be expected in Uva.

The Low grown districts reported bright mornings followed by rain. Scattered showers are to be expected in the Ruhuna and Sabaragamuwa regions.

The Western and the Low grown districts maintained their crop intakes whilst Nuwara Eliya and Uva/Udapussellawa's reported a slight decline.

## WEATHER FORECAST (FOR THE PERIOD 15TH – 21ST JUNE 2023)

|                                | Thu (15/06)  | Fri (16/06)  | Sat (17/06)  | Sun (18/06)  | Mon (19/06)  | Tue (20/06)  | Wed 21/06)   |
|--------------------------------|--------------|--------------|--------------|--------------|--------------|--------------|--------------|
| <b>Galle</b>                   | 30°/27°C<br> | 31°/27°C<br> | 31°/26°C<br> | 29°/27°C<br> | 31°/26°C<br> | 31°/26°C<br> | 30°/26°C<br> |
| <b>Matara</b>                  | 30°/25°C<br> | 31°/25°C<br> | 31°/24°C<br> | 30°/25°C<br> | 30°/25°C<br> | 30°/25°C<br> | 31°/25°C<br> |
| <b>Ratnapura</b>               | 30°/23°C<br> | 30°/23°C<br> | 30°/22°C<br> | 29°/25°C<br> | 30°/25°C<br> | 30°/25°C<br> | 30°/22°C<br> |
| <b>Hatton/<br/>Talawakelle</b> | 25°/17°C<br> | 24°/18°C<br> | 25°/18°C<br> | 25°/19°C<br> | 24°/19°C<br> | 24°/19°C<br> | 24°/15°C<br> |

## ORDER OF SALE THIS WEEK

| EX EST     | H/M-OFF GR & DUST                     | LEAFY/ SEMI LEAFY/ TIPPY/PREM & BOP1A |
|------------|---------------------------------------|---------------------------------------|
| FW         | John Keells PLC                       | Lanka Commodity Brokers               |
| EB         | <b>Ceylon Tea Brokers PLC</b>         | John Keells PLC                       |
| <b>CTB</b> | Bartleet Produce Marketing (Pvt) Ltd  | <b>Ceylon Tea Brokers PLC</b>         |
| JK         | Asia Siyaka Commodities PLC           | Eastern Brokers Ltd                   |
| LC         | Lanka Commodity Brokers               | Asia Siyaka Commodities PLC           |
| BC         | Mercantile Produce Brokers (Pvt) Ltd  | Forbes & Walker Tea Brokers (Pvt) Ltd |
| MC         | Forbes & Walker Tea Brokers (Pvt) Ltd | Mercantile Produce Brokers (Pvt) Ltd  |
| AS         | Eastern Brokers Ltd                   | Bartleet Produce Marketing (Pvt) Ltd  |

| CATALOGUE              | LOTS          | QTY (KGS)        |
|------------------------|---------------|------------------|
| EX-ESTATE              | 943           | 1,087,040.0      |
| HIGH AND MEDIUM        | 1,831         | 899,467          |
| LOW GROWN (LEAFY)      | 2,553         | 1,173,251        |
| LOW GROWN (SEMI LEAFY) | 1,683         | 763,960          |
| LOW GROWN (TIPPY)      | 1,749         | 863,697          |
| OFF GRADES + BOP1A     | 2,542         | 1,397,482        |
| DUSTS                  | 702           | 736,898          |
| PREMIUM FLOWERY        | 241           | 43,999           |
| <b>TOTAL</b>           | <b>12,244</b> | <b>6,965,794</b> |

## HIGH GROWN TEAS

**BOP** Best Western's appreciated by Rs.50/- per kg. Below best gained by Rs.20/- per kg and more whilst plainer types were firm to occasionally dearer. Nuwara Eliya's were mostly unsold. Uda Pussellawa's were lower by Rs.20/- per kg and more. Uva's gained by Rs.50/- per kg on last.

**BOPF** Best Western's were up by Rs.50/- per kg and more. Below best advanced by Rs.20-30/- per kg. Plainer teas gained by Rs.50/- per and more. Nuwara Eliya's were mostly unsold. Uda Pussellawa's were barely steady. Uva's appreciated by Rs.50-70/- per kg.

## MEDIUM GROWN TEAS

**BOP1/OP1** **BOP1** - Select best were dearer by Rs. 100/- per kg whilst others appreciated by Rs. 50/- per kg.

**OP1** - Select best gained by Rs. 100/- per kg whilst below best and others moved up by Rs. 50/- per kg.

**OP/OPA** Select best gained by Rs. 100/- per kg whilst all sothers were dearer by Rs. 50/- per kg.

**PEKOE/PEKOE1** **PEK** - Select best and best held firm whilst all others gained by Rs. 20/- per kg.

**PEK1** - Overall declined by Rs. 50/- per kg

**FBOP/FBOPF1** **FBOP** - Select best lower by Rs. 100/- per kg. All others eased by Rs. 50/- per kg.

**FBOPF1** - Select best and best held firm whilst all others gained by Rs. 20/- per kg.

## CTC

**HIGH GROWN** **BP1** – Hardly any offerings.

**PF1** – Easier by Rs.20/- per kg.

**MEDIUM GROWN** **BP1** – Eased by Rs.30/- per kg.

**PF1** – Dropped by Rs.50/- per kg.

**LOW GROWN** **BP1** – Maintained.

**PF1** – Firm

| QUOTATIONS-HIGH GROWNS    | BOP |      | BOPF |      |
|---------------------------|-----|------|------|------|
| BEST WESTERNS             | 980 | 1200 | 1020 | 1180 |
| BELOW BEST WESTERNS       | 840 | 920  | 860  | 1000 |
| PLAINER WESTERNS          | 700 | 820  | 740  | 840  |
| NUWARA ELIYAS             | 800 | 1000 | 1020 |      |
| UDAPUSSELLAWAS            | 630 | 1000 | 610  | 1020 |
| BEST UVAS                 | 940 | 1120 | 900  | 1100 |
| OTHER UVAS                | 750 | 860  | 790  | 890  |
| GOOD MEDIUMS              | 940 | 1120 | 750  | 850  |
| POOR MEDIUMS              | 740 | 770  | 620  | 740  |
| QUOTATIONS – UNORTHODOX   | BP1 |      | PF1  |      |
| (CTC) CTC (High & Medium) | 720 | 800  | 710  | 980  |
| CTC (Low)                 | 920 | 1000 | 800  | 1200 |

## LOW GROWN

|                     |  |
|---------------------|--|
| <b>BOP1</b>         | In general, firm.  |
| <b>OP1</b>          | Select best OP1's were firm to dearer whilst best and below best were maintained. Poorer sorts firm to gained.   |
| <b>OP</b>           | Select best were firm to dearer. Best and below best firm. Poorer sorts advanced.  |
| <b>OPA</b>          | Select best were lower. Best and below best were firm to lower. Poorer sorts gained.   |
| <b>PEKOE/PEKOE1</b> | Select best teas together with full range of bold PEK's were firm to dearer. Select best were firm to dearer. Best and below best together with poorer sorts maintained. |
| <b>FBOP/FBOP1</b>   | Select best and best moved up by Rs. 50-100/- per kg whilst others too had an improved market.   |
| <b>BOP</b>          | In general, firm.  |
| <b>BOPF</b>         | All-round firm market.   |
| <b>FBOPF/FBOPF1</b> | Select best and best FBOPF1's were firm on last; others were lower by Rs. 20-60/- per kg. FBOPF's had all-round lower market.  |

| QUOTATIONS          | SELECT BEST  | BEST        | BELOW BEST  | OTHER       |
|---------------------|--------------|-------------|-------------|-------------|
| BOP1                | 1,750-2,550  | 1,500-1,700 | 1,100-1,400 | 800-1,000   |
| OP1                 | 2,600-3,100  | 1,700-2,300 | 1,300-1,500 | 800-1,100   |
| OP                  | 1,300-1,480  | 1,150-1,250 | 1,000-1,100 | 800-1,000   |
| OPA                 | 1,250-1,850  | 1,100-1,250 | 1,000-1,100 | 800-1,000   |
| PEKOE               | 1,700-2,300  | 1,350-1,600 | 1,100-1,300 | 800-1,000   |
| PEKOE1              | 1,700-2,250  | 1,350-1,600 | 1,100-1,300 | 800-1,000   |
| FBOP1               | 1,200- 1,650 | 900-1,100   | 700-850     | Below 650   |
| FBOP                | 1,600-2,200  | 1,100-1,400 | 900-1,000   | Below 850   |
| BOP                 | 1,300-2,150  | 1,100-1,200 | 900-1,050   | Below 880   |
| BOPF                | 1,000-1,700  | 850-970     | 750-820     | Below 720   |
| FBOPF1              | 1,150-1,850  | 950-1,050   | 820-940     | Below 820   |
| FBOPF               | 960-1,400    | 780-920     | 680-750     | Below 600   |
| FFSP/FFEXSP/FFEXSP1 | 1,900-2,650  | 1,300-1,800 | 1,050-1,200 | Below 1,000 |



## OFF GRADES

**FGS/FGS1** High grown varieties were firm to Rs. 10-20/- per kg easier. Medium and low grows gained by Rs. 10-20 per kg. CTC's increased by Rs. 10-20/- per kg.

**BM/BP** **BM** – Best were dearer by Rs.10-20/- per kg. Below best and bottom advanced by Rs. 20-30 per kg.  
**BP** – In general dearer by Rs. 20- 30/- per kg.

**BOP1A** Best varieties held firm. Below best varieties moved up by Rs.20-30/- per kg, whilst poorer sorts gained by Rs. 10-20/- per kg.

|                    | HIGH |     | MEDIUM |     | LOW |      |
|--------------------|------|-----|--------|-----|-----|------|
| <b>FNGS</b>        | 610  | 980 | 590    | 770 | 620 | 840  |
| <b>P.FGS (CTC)</b> | 770  |     | 640    | 780 | 640 | 1200 |
| <b>BP</b>          | 620  | 800 | 650    | 860 | 580 | 1060 |
| <b>BM</b>          | 680  | 780 | 640    | 810 | 670 | 890  |
| <b>BOP1A</b>       | 730  | 800 | 650    | 890 | 700 | 1180 |

## DUST

**DUST1** Best were dearer by Rs. 60-80/- per kg and below best were held firm. CTC's were irregularly lower. Best and below best low grows too followed a similar trend.

**DUST** Cleaner secondaries gained by Rs.50-70/- per kg and low grows held firm.

|                        | HIGH |      | MEDIUM |     | LOW |      |
|------------------------|------|------|--------|-----|-----|------|
| <b>PRIMARY DUSTS</b>   | 1060 | 1140 | 800    | 900 | 880 | 1400 |
| <b>SECONDARY DUSTS</b> | 750  | 1000 | 680    | 790 | 600 | 870  |
| <b>PDUST (CTC)</b>     | 820  | 1000 | 850    | 960 | 880 | 1080 |

## TOP PRICES - SALE NO. 23 OF 13TH / 14TH JUNE 2023

| WESTERN MEDIUM     |                     |                 |   |
|--------------------|---------------------|-----------------|---|
| Ancoombra          | BOP                 | 1,120.00        |   |
| Rilagala           | BOPSp               | 920.00          |   |
| Rozella            | BOPF/BOPFSP         | 850.00          |   |
| Dartry Valley      | BOP1                | 1,650.00        |   |
| Craighead          | FBOP/FBOP1          | 1,700.00        |   |
| Harangalla         | FBOPF/FBOPF1        | 1,160.00        |   |
| Orange Field       | OP/OPA              | 1,140.00        |   |
| Harangalla         | OP1                 | 1,600.00        |   |
| Craighead          | PEK/PEK1            | 1,700.00        |   |
|                    |                     |                 |   |
| WESTERN HIGH       |                     |                 |   |
| Annfield           | BOP                 | 1,200.00        |   |
| Ingestre           | BOP                 | 1,200.00        |   |
| Holyrood           | BOP                 | 1,200.00        |   |
| Glentilt           | BOPSp               | 1,060.00        |   |
| Dessford           | BOPSp               | 1,060.00        |   |
| Kotiyagalla        | BOPF/BOPFSP         | 1,200.00        |   |
| Inverness          | BOP1                | 1,900.00        |   |
| Venture            | FBOP/FBOP1          | 980.00          |   |
| <b>Weddemulla</b>  | <b>FBOP/FBOP1</b>   | <b>960.00</b>   | @ |
| Glenloch           | FBOPF/FBOPF1        | 1,000.00        |   |
| <b>Weddemulla</b>  | <b>OP/OPA</b>       | <b>1,000.00</b> | @ |
| <b>Bogahawatte</b> | <b>OP/OPA</b>       | <b>1,000.00</b> | @ |
| Torrington         | OP/OPA              | 1,000.00        |   |
| Venture            | OP1                 | 1,020.00        |   |
| <b>Weddemulla</b>  | <b>OP1</b>          | <b>960.00</b>   | @ |
| Glenloch           | PEK/PEK1            | 1,550.00        |   |
|                    |                     |                 |   |
| NUWARA ELIYA       |                     |                 |   |
| Lovers Leap        | BOP                 | 1,000.00        |   |
| Kenmare            | BOPF/BOPFSP         | 1,020.00        |   |
| Mahagastotte       | FBOP/FBOP1          | 1,500.00        |   |
| Court Lodge        | OP/OPA              | 890.00          |   |
| Court Lodge        | PEK/PEK1            | 1,000.00        |   |
| Kenmare            | PEK/PEK1            | 1,000.00        |   |
|                    |                     |                 |   |
| UDA PUSSELLAWAS    |                     |                 |   |
| Luckyland          | BOP                 | 1,100.00        |   |
| Kirklees           | BOP                 | 1,100.00        |   |
| Kirklees           | BOPSp               | 850.00          |   |
| Kirklees           | BOPF/BOPFSP         | 1,020.00        |   |
| Delmar             | BOP1                | 1,200.00        |   |
| Gampaha            | FBOP/FBOP1          | 1,020.00        |   |
| Gampaha            | FBOPF/FBOPF1        | 920.00          |   |
| <b>Alma</b>        | <b>FBOPF/FBOPF1</b> | <b>900.00</b>   | @ |
| Delmar             | FBOPF/FBOPF1        | 900.00          |   |
| <b>Alma</b>        | <b>OP/OPA</b>       | <b>1,100.00</b> | @ |
| <b>Alma</b>        | <b>OP1</b>          | <b>1,460.00</b> | @ |
| <b>Alma</b>        | <b>PEK/PEK1</b>     | <b>1,400.00</b> | @ |

| UVA MEDIUM           |                     |                 |   |
|----------------------|---------------------|-----------------|---|
| El Teb               | BOP                 | 1,120.00        |   |
| Halpewatta Uva       | BOPSp               | 1,080.00        |   |
| El Teb               | BOPF/BOPFSP         | 1,060.00        |   |
| Demodera 'S'         | BOP1                | 1,900.00        |   |
| Dickwella            | FBOP/FBOP1          | 1,440.00        |   |
| Halpewatta Uva       | FBOPF/FBOPF1        | 980.00          |   |
| Roseland Uva         | FBOPF/FBOPF1        | 980.00          |   |
| Misty-Uva            | OP/OPA              | 1,240.00        |   |
| Halpewatta Uva       | OP1                 | 1,700.00        |   |
| Aruna Passara        | PEK/PEK1            | 1,500.00        |   |
|                      |                     |                 |   |
| UVA HIGH             |                     |                 |   |
| Bandaraeliya         | BOP                 | 1,080.00        |   |
| <b>Ranaya</b>        | <b>BOPSp</b>        | <b>880.00</b>   | @ |
| Bandaraeliya         | BOPF/BOPFSP         | 1,100.00        |   |
| <b>Ranaya</b>        | <b>BOP1</b>         | <b>1,650.00</b> | @ |
| Battawatte           | FBOP/FBOP1          | 1,100.00        |   |
| Spring Valley        | FBOP/FBOP1          | 1,100.00        |   |
| <b>Ranaya</b>        | <b>FBOPF/FBOPF1</b> | <b>960.00</b>   | @ |
| Uva Highlands        | OP/OPA              | 1,100.00        |   |
| <b>Ranaya</b>        | <b>OP/OPA</b>       | <b>1,040.00</b> | @ |
| Gonamotawa           | OP/OPA              | 1,040.00        |   |
| Ellathota Uva        | OP/OPA              | 1,040.00        |   |
| Uvakellie            | OP1                 | 1,500.00        |   |
| <b>Mount Uva</b>     | <b>PEK/PEK1</b>     | <b>1,460.00</b> | @ |
|                      |                     |                 |   |
| UNORTHODOX HIGH      |                     |                 |   |
| Dunsinane CTC        | PF1                 | 980.00          |   |
| <b>Ulugedara CTC</b> | <b>PF1</b>          | <b>940.00</b>   | @ |
| Dunsinane CTC        | PF1                 | 940.00          |   |
| Dunsinane CTC        | BPS                 | 920.00          |   |
|                      |                     |                 |   |
| UNORTHODOX MEDIUM    |                     |                 |   |
| New Peacock CTC      | PF1                 | 960.00          |   |
| Donside CTC          | PF1                 | 960.00          |   |
| Delta CTC            | BP1                 | 760.00          |   |
| Donside CTC          | BPS                 | 840.00          |   |
|                      |                     |                 |   |
| UNORTHODOX LOW       |                     |                 |   |
| Liyonta CTC          | PF1                 | 1,260.00        |   |
| Ceciliyan CTC        | BP1                 | 1,000.00        |   |
| Ceciliyan CTC        | BPS                 | 940.00          |   |

## TOP PRICES - SALE NO. 23 OF 13TH / 14TH JUNE 2023

| LOW GROWN                 |               |                 |          | DUSTS                  |                   |                 |          |
|---------------------------|---------------|-----------------|----------|------------------------|-------------------|-----------------|----------|
| Lumbini                   | BOP1          | 2,550.00        |          | Great Western          | DUST1             | 1,440.00        |          |
| Sithaka                   | OP1           | 3,100.00        |          | Hingalgoda CTC         | PD                | 1,080.00        |          |
| Green Lanka               | OP            | 1,480.00        |          |                        |                   |                 |          |
| Muswenna                  | OP            | 1,480.00        |          | <b>PREMIUM FLOWERY</b> |                   |                 |          |
| Galaboda Group            | OP            | 1,460.00        |          | <b>Talangaha</b>       | <b>FBOPFSp</b>    | <b>2,100.00</b> | <b>@</b> |
| Galatara                  | OP            | 1,460.00        |          | New Falcon Lanka       | FBOPFSp           | 2,000.00        |          |
| <b>Samwin</b>             | <b>OP</b>     | <b>1,440.00</b> | <b>@</b> | Pothotuwa              | FBOPFSp           | 2,000.00        |          |
| Sirisili                  | OP            | 1,440.00        |          | <b>Janahitha</b>       | <b>FBOPFSp</b>    | <b>1,950.00</b> | <b>@</b> |
| Liyonta                   | OPA           | 1,850.00        |          | Brombil                | FBOPFExSp         | 2,650.00        |          |
| Liyonta                   | PEK           | 2,300.00        |          | Thisara Super          | FBOPFExSp1        | 2,250.00        |          |
| Hidellana                 | PEK1          | 2,250.00        |          | <b>Wathurawila</b>     | <b>FBOPFExSp1</b> | <b>2,200.00</b> | <b>@</b> |
| <b>Matuwagalla Super</b>  | <b>PEK1</b>   | <b>2,200.00</b> | <b>@</b> | <b>Wathurawila</b>     | <b>FBOPFExSp1</b> | <b>1,950.00</b> | <b>@</b> |
| Galatara                  | PEK1          | 2,200.00        |          | Kamarangapitiya        | FBOPFExSp1        | 1,950.00        |          |
| Makandura                 | PEK1          | 2,200.00        |          |                        |                   |                 |          |
| <b>Rajjuruwatta Super</b> | <b>PEK1</b>   | <b>2,150.00</b> | <b>@</b> | <b>OFF GRADES</b>      |                   |                 |          |
| <b>Himara</b>             | <b>PEK1</b>   | <b>2,150.00</b> | <b>@</b> | Alton                  | FGS/FGS1          | 980.00          |          |
| Sirisili                  | PEK1          | 2,150.00        |          | Hingalgoda CTC         | PF                | 1,200.00        |          |
| Pothotuwa                 | BOP           | 2,150.00        |          | Gunawardana            | BM                | 890.00          |          |
| New Batuwangala           | BOPSp         | 2,050.00        |          | Green Lanka            | BP                | 1,060.00        |          |
| Pothotuwa                 | BOPF          | 1,700.00        |          | Chandrika Estate       | BOP1A             | 1,180.00        |          |
| Kelani                    | BOPFSp        | 1,550.00        |          | Greenwin Super         | BOP1A             | 1,120.00        |          |
| <b>Brombil</b>            | <b>BOPFSp</b> | <b>1,120.00</b> | <b>@</b> | <b>Wathurawila</b>     | <b>BOP1A</b>      | <b>1,080.00</b> | <b>@</b> |
| <b>Uduella</b>            | <b>BOPFSp</b> | <b>1,100.00</b> | <b>@</b> | Aldora                 | BOP1A             | 1,080.00        |          |
| Pothotuwa                 | FBOP          | 2,200.00        |          |                        |                   |                 |          |
| New Batuwangala           | FBOP1         | 1,650.00        |          |                        |                   |                 |          |
| Hidellana                 | FBOPF         | 1,400.00        |          |                        |                   |                 |          |
| Gunawardana               | FBOPF         | 1,340.00        |          |                        |                   |                 |          |
| <b>Sihara</b>             | <b>FBOPF</b>  | <b>1,320.00</b> | <b>@</b> |                        |                   |                 |          |
| Pothotuwa                 | FBOPF1        | 1,850.00        |          |                        |                   |                 |          |

## FUTURE SALES INFORMATION

### SALE NO 24 OF 20TH / 21ST JUNE 2023

| EX-ESTATE H/M-OFF GR & DUST |                                       | LEAFY/ SEMI LEAFY/ TIPPY/PREM & BOP1A |
|-----------------------------|---------------------------------------|---------------------------------------|
| EB                          | <b>Ceylon Tea Brokers PLC</b>         | John Keells PLC                       |
| <b>CTB</b>                  | Bartleet Produce Marketing (Pvt) Ltd  | <b>Ceylon Tea Brokers PLC</b>         |
| JK                          | Asia Siyaka Commodities PLC           | Eastern Brokers Ltd                   |
| LC                          | Lanka Commodity Brokers               | Asia Siyaka Commodities PLC           |
| BC                          | Mercantile Produce Brokers (Pvt) Ltd  | Forbes & Walker Tea Brokers (Pvt) Ltd |
| MC                          | Forbes & Walker Tea Brokers (Pvt) Ltd | Mercantile Produce Brokers (Pvt) Ltd  |
| AS                          | Eastern Brokers Ltd                   | Bartleet Produce Marketing (Pvt) Ltd  |
| FW                          | John Keells PLC                       | Lanka Commodity Brokers               |

**Buyers Prompt: 27.06.2023**

**Sellers Prompt: 28.06.2023**

### AWAITING SALE - CATALOGUE DETAILS

|  | SALE OF 20TH / 21ST JUNE 2023 |                  | SALE OF 27TH / 28TH JUNE 2023 |                  |
|--|-------------------------------|------------------|-------------------------------|------------------|
|  | LOTS                          | QTY(KGS)         | LOTS                          | QTY(KGS)         |
| <b>EX-ESTATE</b>                           | 914                           | 1,049,670        | 881                           | 1,017,383        |
| <b>HIGH AND MEDIUM</b>                     | 1,702                         | 838,542          | 1,506                         | 703,147          |
| <b>LOW GROWN (LEAFY)</b>                   | 2,268                         | 996,177          | 1,990                         | 824,128          |
| <b>LOW GROWN (SEMI LEAFY)</b>              | 1,520                         | 687,579          | 1,418                         | 609,832          |
| <b>LOW GROWN (TIPPY)</b>                   | 1,642                         | 800,307          | 1,545                         | 748,121          |
| <b>OFF GRADES+BOP1A</b>                    | 2,444                         | 1,371,382        | 2,153                         | 1,157,758        |
| <b>DUSTS</b>                               | 642                           | 652,205          | 627                           | 649,366          |
| <b>PREMIUM FLOWERY</b>                     | 222                           | 39,026           | 333                           | 58,995           |
| <b>TOTAL</b>                               | <b>11,354</b>                 | <b>6,434,888</b> | <b>10,453</b>                 | <b>5,768,730</b> |
| <b>MAIN SALE &amp; EX ESTATE CLOSED ON</b> | <b>01ST JUNE 2023</b>         |                  | <b>08TH JUNE 2023</b>         |                  |

#### **SALE NO. 26 – 04TH/ 05TH JULY 2023**

Ex-Estate catalogue and Main Sale catalogues are scheduled to be closed on the 15th June 2023.

#### **SALE NO. 27 – 11TH/ 12TH JULY 2023**

Ex-Estate catalogue and Main Sale catalogues are scheduled to be closed on the 22nd June 2023.

#### **SALE NO. 28 – 18TH/ 19TH JULY 2023**

Ex-Estate catalogue and Main Sale catalogues are scheduled to be closed on the 29th June 2023.

## ELEVATION WISE – STATISTICS – COLOMBO AUCTION AVERAGES

| ELEVATION          | LAST WEEK        | WEEK BEFORE LAST | LAST YEAR      | YEAR BEFORE   |
|--------------------|------------------|------------------|----------------|---------------|
|                    | (RS)             | (RS)             | (RS)           | (RS)          |
|                    | Sale- 06.06.2023 | Sale- 30.05.2023 | Corres 2022    | Corres 2021   |
| Uva High           | 815.63           | 807.78           | 953.90         | 524.08        |
| Western High       | 843.89           | 882.81           | 960.16         | 560.88        |
| CTC High           | 773.56           | 817.39           | 806.07         | 480.72        |
| Total High Grown   | 834.60           | 858.46           | 957.91         | 549.57        |
| Uva Medium         | 853.61           | 832.04           | 1106.36        | 533.94        |
| Western Medium     | 824.24           | 818.32           | 931.29         | 518.09        |
| CTC Medium         | 769.13           | 799.75           | 769.50         | 486.92        |
| Total Medium Grown | 833.90           | 822.77           | 989.56         | 522.82        |
| Orthodox Low       | 1050.66          | 1049.06          | 1390.74        | 633.44        |
| CTC Low            | 850.76           | 857.57           | 952.04         | 496.66        |
| Total Low Grown    | 1040.78          | 1036.95          | 1367.71        | 626.16        |
| <b>TOTAL</b>       | <b>957.14</b>    | <b>953.16</b>    | <b>1182.89</b> | <b>589.38</b> |

| ELEVATION                  | LAST WEEK        | WEEK BEFORE LAST | LAST YEAR     | YEAR BEFORE   |
|----------------------------|------------------|------------------|---------------|---------------|
|                            | (\\$)            | (\\$)            | (\\$)         | (\\$)         |
|                            | Sale- 06.06.2023 | Sale- 30.05.2023 | Corres 2022   | Corres 2021   |
| Uva High                   | 2.80             | 2.72             | 2.65          | 2.62          |
| Western High               | 2.89             | 2.98             | 2.67          | 2.81          |
| CTC High                   | 2.65             | 2.76             | 2.24          | 2.41          |
| Total High Grown           | 2.86             | 2.89             | 2.66          | 2.75          |
| Uva Medium                 | 2.93             | 2.80             | 3.07          | 2.67          |
| Western Medium             | 2.83             | 2.76             | 2.58          | 2.59          |
| CTC Medium                 | 2.64             | 2.70             | 2.14          | 2.44          |
| Total Medium Grown         | 2.86             | 2.77             | 2.75          | 2.62          |
| Orthodox Low               | 3.60             | 3.54             | 3.86          | 3.17          |
| CTC Low                    | 2.92             | 2.89             | 2.64          | 2.49          |
| Total Low Grown            | 3.57             | 3.50             | 3.80          | 3.14          |
| <b>Weekly Total (USD)</b>  | <b>3.28</b>      | <b>3.21</b>      | <b>3.28</b>   | <b>2.95</b>   |
| <b>Exchange Rate (LKR)</b> | <b>291.54</b>    | <b>296.69</b>    | <b>360.28</b> | <b>199.69</b> |

| ELEVATION          | TODATE        | TODATE         | TODATE         | TODATE      | TODATE      | TODATE      |
|--------------------|---------------|----------------|----------------|-------------|-------------|-------------|
|                    | 2021          | 2022           | 2023           | 2021        | 2022        | 2023        |
|                    | (RS)          | (RS)           | (RS)           | (\\$)       | (\\$)       | (\\$)       |
| Uva High           | 569.73        | 892.56         | 1088.02        | 2.91        | 3.15        | 3.24        |
| Western High       | 617.72        | 891.46         | 1275.52        | 3.15        | 3.14        | 3.80        |
| CTC High           | 546.37        | 732.69         | 1115.41        | 2.79        | 2.58        | 3.33        |
| Total High Grown   | 604.23        | 891.80         | 1220.15        | 3.08        | 3.14        | 3.64        |
| Uva Medium         | 582.61        | 952.60         | 1089.36        | 2.97        | 3.36        | 3.25        |
| Western Medium     | 564.66        | 816.26         | 1074.11        | 2.88        | 2.88        | 3.20        |
| CTC Medium         | 525.62        | 669.48         | 1031.61        | 2.68        | 2.36        | 3.08        |
| Total Medium Grown | 569.91        | 858.43         | 1078.92        | 2.91        | 3.03        | 3.22        |
| Orthodox Low       | 670.99        | 1119.00        | 1361.09        | 3.42        | 3.95        | 4.06        |
| CTC Low            | 519.96        | 720.45         | 991.71         | 2.65        | 2.54        | 2.96        |
| Total Low Grown    | 661.77        | 1091.10        | 1340.50        | 3.38        | 3.85        | 4.00        |
| <b>TOTAL</b>       | <b>634.18</b> | <b>1008.66</b> | <b>1272.99</b> | <b>3.24</b> | <b>3.56</b> | <b>3.79</b> |

**Cumulative Sale Averages – 1 USD= Rs. (Monthly Weighted Average)**      **195.94**      **283.65**      **335.46**

(Source: MSL/ CBSL)

## WORLD TEA PRODUCTION (IN MILLION KILOS)

| Country     | Month | Month |       | To-date |        | Diff (+/-)   |
|-------------|-------|-------|-------|---------|--------|--------------|
|             |       | 2022  | 2023  | 2022    | 2023   | 2022 vs 2023 |
| Sri Lanka   | Apr   | 22.9  | 24.7  | 86.2    | 84     | -2.2         |
| Malawi      | Apr   | 7.07  | 5.9   | 25.9    | 24.9   | -1           |
| North India | Apr   | 72.45 | 63.71 | 126.5   | 132.13 | 5.63         |
| South India | Apr   | 20.8  | 19.06 | 67.93   | 59.85  | -8.08        |
| Bangladesh  | Mar   | 1.59  | 2.06  | 2.13    | 2.47   | 0.34         |
| Kenya       | Mar   | 46.47 | 30.48 | 136.26  | 118.13 | -18.13       |

(Source: Africa Tea Brokers/National Brokers Ltd)

## MOMBASA AUCTION OF 12TH, 13TH & 14TH JUNE 2023

Demand was fair following quality for the 263,600 packages (17,528,664.00 kilos) on offer; 41.37% were neglected.

There was more support from Egyptian Packers, Kazakhstan and other CIS states while Yemen, other Middle Eastern countries, UK and Pakistan Packers maintained activity. Bazaar were active but selective with improved support from Russia. Afghanistan showed more selective interest while Iran and Sudan were quiet. Local Packers lent more support with Somalia active at the lower end of the market.

**BP1:** Best – Were firm to USC25 easier but select teas appreciated by up to USC55. Brighter – Steady to USC6 below previous levels. Mediums – KTDA mediums were firm at reserve prices where sold while plantation mediums gained up to USC19. Lower Medium – Were irregularly easier by up to USC26 with select teas discounted by USC36, a few teas however advanced by up to USC12. Plainier – Were irregular varying between steady to USC12 dearer to easier by up to USC16.

**PF1:** Best – Irregular and ranged between firm to USC16 above last rates to easier by up to USC11. Brighter – Steady at last levels with some teas irregular varying between USC6 dearer to USC4 easier. Mediums – KTDA mediums were at reserve price levels with many lines neglected; plantation mediums shed up to USC16. Lower Medium – Were mostly easier by up to USC18 but some teas appreciated by up to USC10. Plainier – Varied between firm to USC18 dearer to easier by up to USC16.

**PDUST:** Best – Irregular varying between firm to USC11 dearer to easier by up to USC12. Brighter – Varied between steady to USC5 above previous levels to easier by up to USC8. Mediums – KTDA mediums were firm to USC6 dearer to easier by USC4 with plantation mediums mostly steady to USC4 dearer and select invoices advanced by up to USC12. Lower Medium – Were irregular ranging between firm to USC13 dearer to easier by up to USC24. Plainier – Ranged between USC18 dearer with selected lines appreciating by USC25 to USC12 below last prices.

**DUST1:** Best – Were steady to USC14 dearer to easier by up to USC6. Brighter – Varied between firm to USC3 dearer to easier by a similar margin. Mediums – KTDA mediums were steady at previous levels with a number of teas neglected but a few lines advanced by up to USC6. Plantation mediums saw reduced competition and lost up to USC17 while some selected invoices however, gained up to USC20. Lower Medium – Were firm to easier by up to USC25. Plainier – Most teas were steady to USC15 easier but a few lines gained up to USC7.

(Courtesy - Africa Tea Brokers Limited)

## GUWAHATI AUCTION OF 13TH JUNE 2023

Good demand. Good and best Assams are firm to occasionally dearer with competition. Remainder irregular following quality. HUL / TCPL / Western India / Internal buyers operating. Exporters so far silent.

(Courtesy - Associated Brokers (Pvt) Ltd., Guwahati)

## BANGLADESH AUCTION OF 12TH JUNE 2023

**CTC LEAF:** 42,558 packages of Current Season & 70 packages of Old Season teas on offer met with fairly good demand.

**BROKENS:** A few good liquoring Invoices on offer met with more competition and were firm to mostly dearer following quality. Good/Mediums types also met with a fairly good demand and prices were generally steady with less withdrawals. Plain/BLF types again met with less demand and prices eased with more withdrawals.

**FANNINGS:** A handful of good liquoring Invoices met with a fairly good demand and were generally about firm to occasionally dearer. Good/Mediums witnessed a fairly good demand but eased slightly. Plain/BLF types again met with less demand and prices eased with more withdrawals.

**CTC DUST:** 10,609 packages of Current Season & 5 packages of Old Season teas on offer met with a fairly good demand. Good liquoring Dusts sold well at around last levels. Mediums were easier by Tk.3/- to Tk.5/- closely following quality. Plain and BLF Dusts witnessed much less demand and were easier with more withdrawals. CDs once again eased further and there was a decline in price level.

**COMMENTS:** There was a little more demand from the Blenders this week especially for the brighter liquoring teas on offer. As a result, these mostly appreciated in price whilst other varieties declined in price owing to lack of competition. Loose tea buyers were selective. Dusts sold well.

(Courtesy - National Brokers Limited)

## KOLKATA AUCTION OF 13TH / 14TH JUNE 2023

Good demand. Improved liquoring Assams are selling in line with quality. Remainder selling at irregular levels. Dooars are selling around last. W I operating. HUL operating. TCPL operating. Local buyers operating. Based on CB / ABL's (1st session) Catalogue.

(Courtesy - Associated Brokers Pvt. L.td, Kolkata)

## JAKARTA / MALAWI AUCTIONS

The above market report details were not available at the time of printing of this publication.