



**Ceylon Tea  
Brokers**

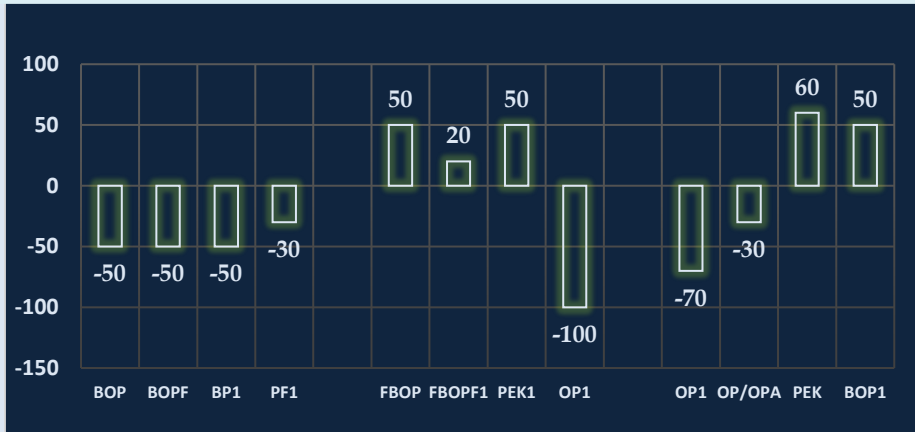


# MARKET SNAPSHOT

**SALE NO. 22 OF 06TH / 07TH JUNE 2023**

CEYLON TEA BROKERS PLC  
Level 7, Millenium House, No.46/58, Nawam Mawatha, Colombo 2  
Tel: 011-460777 Fax: 011-4607788  
Email: [general@ceylontebrokers.com](mailto:general@ceylontebrokers.com)  
Web: [www.ceylontebrokers.com](http://www.ceylontebrokers.com)

Ex-Estate met with lower demand whilst there was fair demand for Low Grown.



EX-ESTATE

MEDIUM

LOW GROWN

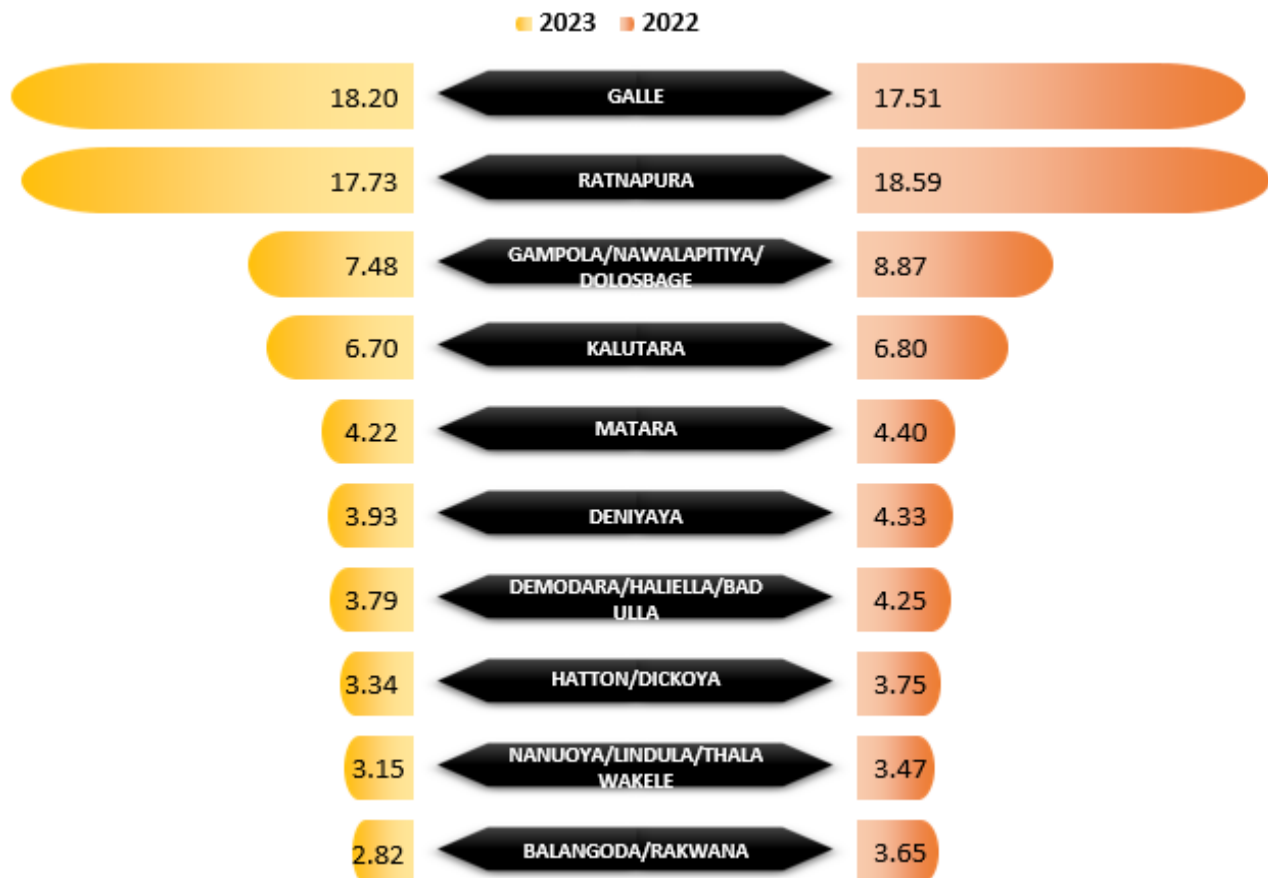
Currency - 07th June  
LKR/USD 285.57

May  
Rs. 1,055.45  
USD \$ 3.40

Elevation Average

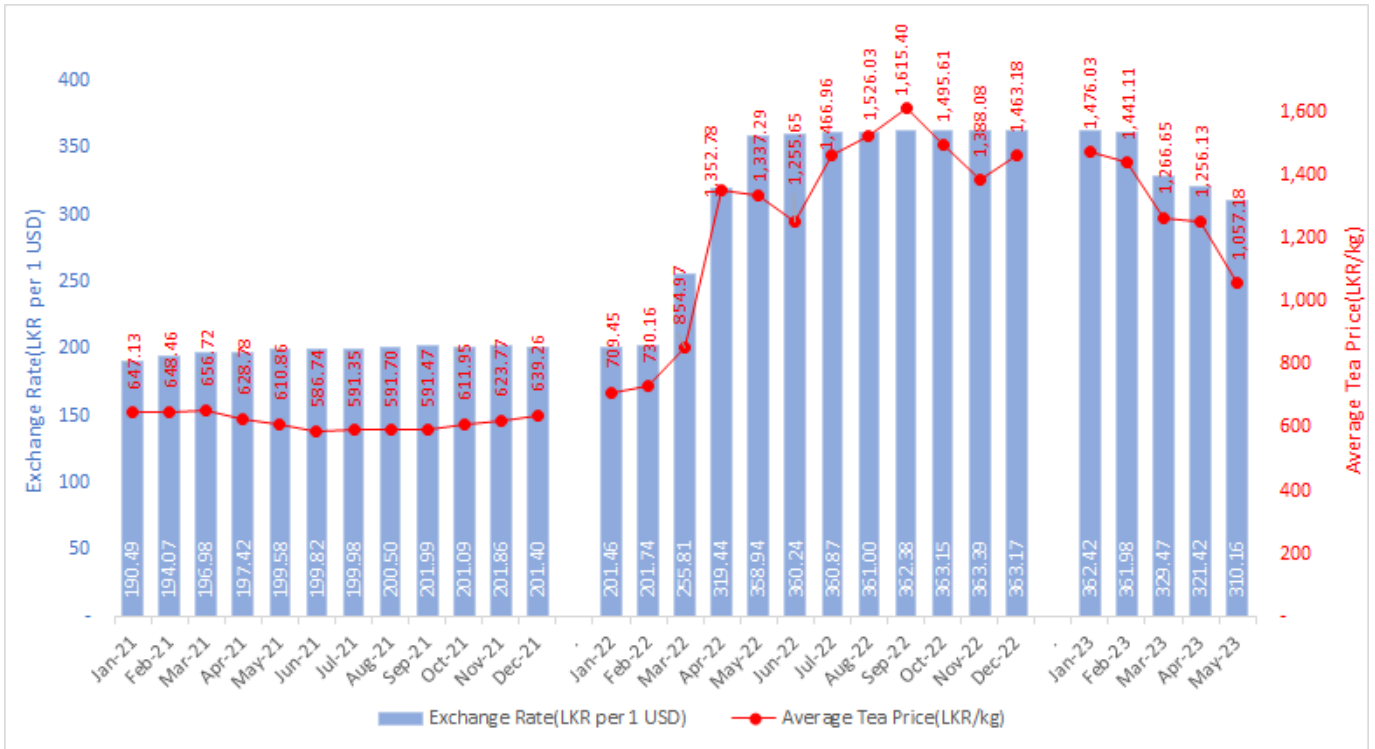
ELV	RS	USD
High	996.79	3.21
Medium	924.84	2.98
Low	1,120.52	3.61

TOP 10 AGRO CLIMATIC DISTRICTS ON TEA SOLD QUANTITY (IN MN KG)  
YTD MAY - 2023 VS 2022



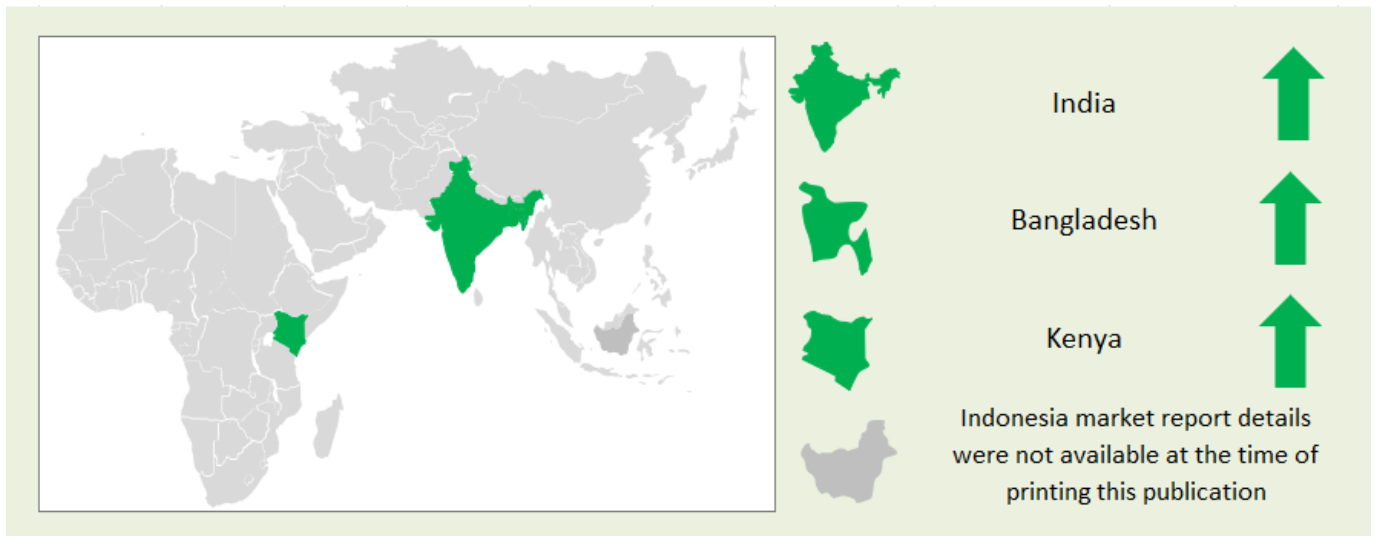
Source: S S P Corporate Services (Private) Limited

## MONTHLY SRI LANKAN AVERAGE TEA SOLD PRICE (LKR/KG) VS EXCHANGE RATE (LKR PER 1 USD)



(Source: S S P Corporate Services (Private) Limited, International Finance Statistics-Central Bank)

## MARKET MOVEMENT AT INTERNATIONAL AUCTION CENTERS THIS WEEK



## COMMENTS

Sale	Ex-Estate		Low Grown (Leafy/Tippy)		Total	
	Qty	Demand	Qty	Demand	Qty	Demand
22	1.0 MKgs	Lower	2.8 Mkgs	Fair	6.9 Mkgs	Fair

WESTERN				
	SELECT BEST	BEST	BELOW BEST	PLAINER
BOP	↓ 100/-	↓ 50/-	Firm	Firm
BOPF	↓ 50/-	↓ 50/-	Firm	↓ 50/-

	NUWARA ELIYA	UDA PUSSELLAWA	UVA
BOP	↓ 100/-	↓ 50/-	↓ 50/-
BOPF	↓ 50/-	↓ 50/-	↓ 30/-

	HIGH	MEDIUM	LOW
BP1	↓ 50/-	↓ 50/-	↓ 50/-
PF1	↓ 50/-	↓ 70/-	Firm

HIGH & MEDIUM				
	SELECT BEST	BEST	BELOW BEST	OTHERS
BOP1	↑ 50/-	↑ 50/-	↑ 50/-	Firm
OP1	↓ 50/-	↓ 100/-	Firm	Firm
FBOP	↑ 50/-	↑ 50/-	Firm	Firm
FBOPF1	↑ 20/-	Firm	Firm	Firm
PEK	↑ 100/-	↑ 50/-	↑ 50/-	↑ 50/-
PEK1	↑ 50/-	↑ 50/-	↑ 50/-	↑ 50/-
OP/OPA	↑ 50/-	↑ 50/-	↑ 50/-	↑ 50/-

LEAFY / SEMI LEAFY				
	SELECT BEST	BEST	BELOW BEST	OTHERS
OP1	↓ 100/-	↓ 60/-	↓ 60/-	↓ 60/-
BOP1	↓ 40/-	↓ 40/-	Firm	↓ 40/-
OP/OPA			↑ 60/-	
PEK			↑ 50/-	
PEK1			Firm	

SMALL LEAF / TIPPY				
FBOP	↓ 20/-	Firm	↑ 10/-	↑ 20/-
FBOP1	↑ 40/-	↑ 10/-	↑ 20/-	↑ 40/-
FBOPF1	↓ 20/-	↓ 20/-	Firm	↑ 20/-

PREMIUM FLOWERY		
	FBOPFEXSP	FBOPFSP
Select Best	↓ 500-800/-	↓ 800-1000/-
Best	↓ 200-400/-	↓ 400-800/-
Below Best	↓ 200/-	↓ 200-400/-
Others	↓ 200-400/-	↓ 300-500/-



### Crude Oil

As at 07th June 2023 – USD 76.99



### Mombasa Auction

Fair general demand

**Sri Lanka Tea Sale Averages for the Month of May 2023** recorded Rs.1,055.45 (USD 3.40) vis-à-vis Rs.1,324.95 (USD 3.69) (-Rs.269.50) in 2022. High Growns for the month of May was Rs.996.79 as against Rs.1,053.07 (-Rs.56.28) in 2022. Medium Growns recorded Rs.924.84 vis-à-vis Rs.1,099.02 (-Rs.174.18) in 2022. Low Growns achieved Rs.1,120.52 vis-à-vis Rs.1,506.71(-Rs.386.19) in 2022.

Cumulative figure for January / May stood at Rs.1,283.34 vis-à-vis Rs.987.00 in 2022. High Growns recorded Rs.1,240.79 as against Rs.871.68 in 2022. Medium Grown was Rs.1,106.48 vis-à-vis Rs.843.16 in 2022. Low Growns recorded Rs.1,345.20 vis-à-vis Rs.1,071.16 in 2022. All three elevations recorded an increase during the period of January – May 2023 when compared to the corresponding period of 2022 in the Rupee value. High and Medium Growns experienced a rise in the Dollar value, whereas Low Growns witnessed a marginal decline.

The total CTC average for the month of May 2023 was Rs.895.49. CTC High Growns recorded Rs.922.72; CTC Medium Growns were at Rs.857.69 whilst Low Growns recorded Rs.912.70.

(Please refer Page No.15 for more details)

## CURRENCY BOARD – AS AT 07TH JUNE 2023

	United States Dollars (USD)		European Community Euro (EUR)		United Kingdom pounds (GBP)	
	Corresponding		Corresponding		Corresponding	
	2023	2022	2023	2022	2023	2022
<b>Sri Lankan Rupee</b>	285.57	355.29	303.62	381.85	353.57	442.16

(Courtesy - Central Bank of Sri Lanka)

<b>Indian Rupee</b>	82.56	77.61	88.33	83.14	102.57	97.22
<b>Kenyan Shilling</b>	138.00	115.99	147.65	124.27	171.46	145.32
<b>Bangladesh Taka</b>	106.58	88.22	114.03	94.51	132.42	110.52
<b>Indonesian Rupiah</b>	14,854.30	14,433.40	15,892.50	15,463.50	18,455.40	18,082.00
<b>Malawi Kwacha</b>	1,013.80	1,012.52	1,084.66	1,084.78	1,259.58	1,268.47
<b>Vietnam Dong</b>	23,484.30	23,183.20	25,125.70	24,837.90	29,177.70	29,043.70

(Courtesy - Oanda Corporation)

### SRI LANKA RUPEE AGAINST US DOLLAR

TIME PERIOD 01/06/2023 TO 07/06/2023 (SPOT / BUYING RATE)

<b>01/06/2023</b>	283.88	<b>05/06/2023</b>	285.62	<b>07/06/2023</b>	285.57
<b>02/06/2023</b>	287.43	<b>06/06/2023</b>	284.85		

(Courtesy - Central bank of Sri Lanka)

### QUANTITY SOLD DURING THE PERIOD 29TH MAY - 03RD JUNE 2023

	2023		2022	
	WEEKLY	TODATE	WEEKLY	TODATE
<b>PRIVATE SALES</b>	115,703.10	2,211,730.55	86,600.00	1,946,458.18
<b>PUBLIC AUCTION</b>	4,990,272.00	99,108,828.50	6,021,760.00	107,653,575.00
<b>FORWARD CONTRACTS</b>	56,700.00	1,306,628.00	52,360.00	857,240.00
<b>DIRECT SALES</b>	-	-	-	-
<b>TOTAL</b>	5,162,675.10	102,627,187.05	6,160,720.00	110,457,273.18
<b>BMF EXCLUDED FROM PRIVATE SALE</b>	16,340.00	988,730.00	190,364.00	3,121,499.00

TEA  
TECH  
TIPS



*Replace worn roller table battens regularly.  
Shape and style of leafy grades depend on proper batten profile.*

## CROP AND WEATHER (FOR THE PERIOD 29TH MAY - 04TH JUNE 2023)

The Western and Nuwara Eliya planting districts experienced sunny conditions. The Department of Meteorology forecasts scattered showers in both regions.

The Uva/Udapussellawa's reported clear weather throughout. Showers are to be expected in the evenings in Uva.

The Ruhuna's reported bright conditions whilst the Sabaragamuwa's experienced occasional showers. Heavy showers are to be expected in both districts.

All districts recorded a decline in their crop intakes except for the Nuwara Eliya's which maintained.

## WEATHER FORECAST (FOR THE PERIOD 08TH – 14TH JUNE 2023)

	Thu (08/06)	Fri (09/06)	Sat (10/06)	Sun (11/06)	Mon (12/06)	Tue (13/06)	Wed (14/06)
<b>Galle</b>	30°/27°C 	32°/23°C 	32°/21°C 	31°/22°C 	31°/22°C 	32°/23°C 	30°/26°C 
<b>Matara</b>	31°/24°C 	32°/23°C 	30°/15°C 	32°/21°C 	32°/21°C 	32°/23°C 	31°/25°C 
<b>Ratnapura</b>	30°/22°C 	34°/21°C 	31°/24°C 	31°/24°C 	33°/23°C 	33°/23°C 	30°/22°C 
<b>Hatton/ Talawakelle</b>	24°/15°C 	27°/16°C 	26°/23°C 	26°/22°C 	27°/22°C 	27°/23°C 	24°/15°C 

## ORDER OF SALE THIS WEEK

EX EST	H/M-OFF GR & DUST	LEAFY/ SEMI LEAFY/ TIPPY/PREM & BOP1A
AS	Eastern Brokers Ltd	Bartleet Produce Marketing (Pvt) Ltd
FW	John Keells PLC	Lanka Commodity Brokers
EB	<b>Ceylon Tea Brokers PLC</b>	John Keells PLC
<b>CTB</b>	Bartleet Produce Marketing (Pvt) Ltd	<b>Ceylon Tea Brokers PLC</b>
JK	Asia Siyaka Commodities PLC	Eastern Brokers Ltd
LC	Lanka Commodity Brokers	Asia Siyaka Commodities PLC
BC	Mercantile Produce Brokers (Pvt) Ltd	Forbes & Walker Tea Brokers (Pvt) Ltd
MC	Forbes & Walker Tea Brokers (Pvt) Ltd	Mercantile Produce Brokers (Pvt) Ltd

CATALOGUE	LOTS	QTY (KGS)
EX-ESTATE	916	1,048,014
HIGH AND MEDIUM	1,891	936,920
LOW GROWN (LEAFY)	2,462	1,083,363
LOW GROWN (SEMI LEAFY)	1,798	830,655
LOW GROWN (TIPPY)	1,828	900,894
OFF GRADES + BOP1A	2,557	1,367,269
DUSTS	718	736,554
PREMIUM FLOWERY	244	43,040
<b>TOTAL</b>	<b>12,414</b>	<b>6,946,709</b>

## HIGH GROWN TEAS

**BOP** Best Western's declined by Rs.100/- per kg. Below best were firm to marginally easier. Plainer teas sold around last week's levels. Nuwara Eliya's were substantially easier. Better Uda Pussellawa's gained by Rs.20/- per kg and the balance were barely steady. Uva's eased by Rs.50/- per kg.

**BOPF** Best Western's eased by Rs.50/- per kg. Below best were firm to marginally lower. Plainer types eased by Rs.50/- per kg and at times more. Nuwara Eliya's were Rs.50/- per kg lower. Better Uda Pussellawa's were firm. Balance declined by Rs.50/- per kg and more. Uva's were irregular and lower by Rs.30/- per kg.

## MEDIUM GROWN TEAS

**BOP1/OP1** **BOP1** - Select best, best and below best were dearer by Rs. 50/- per kg whilst others held firm. **OP1** - Select best lower by Rs. 50/- per kg whilst below best eased by Rs. 100/- per kg. below best & others held firm.

**OP/OPA** In general, dearer by Rs. 50/- per kg.

**PEKOE/PEKOE1** **PEK** - Select best moved up by Rs. 100/- per kg whilst all others gained by Rs. 50/- per kg. **PEK1** - Overall dearer by Rs. 50/- per kg

**FBOP/FBOPF1** **FBOP** - Select best and best were appreciated by Rs. 50/- per kg. All others held firm. **FBOPF1** - Select best gained by Rs. 20/- per kg whilst all others held firm.

## CTC

**HIGH GROWN** **BP1** – Declined by Rs.50/- per kg.  
**PF1** – Easier by Rs.50/- per kg.

**MEDIUM GROWN** **BP1** – Eased by Rs.50/- per kg.  
**PF1** – Dropped by Rs.70/- per kg.

**LOW GROWN** **BP1** – Shed by Rs.50/- per kg.  
**PF1** – Firm

QUOTATIONS-HIGH GROWNS	BOP		BOPF	
BEST WESTERNS	860	1040	960	1240
BELOW BEST WESTERNS	780	840	800	940
PLAINER WESTERNS	700	760	710	780
NUWARA ELIYAS	N/A		950	
UDAPUSSELLAWAS	750	940	690	940
BEST UVAS	880	980	800	1000
OTHER UVAS	700	830	740	790
GOOD MEDIUMS	900	1060	730	790
POOR MEDIUMS	860		620	710
QUOTATIONS – UNORTHODOX	BP1		PF1	
(CTC) CTC (High & Medium)	740	940	660	1080
CTC (Low)	900	1000	780	1180

## LOW GROWN

<b>BOP1</b>	A few select best were firm to dearer, Best and below best maintained. Poorer sorts firm to lower.
<b>OP1</b>	Select best OP1's were easier whilst best and below best maintained. Poorer sorts declined.
<b>OP / OPA</b>	Select best were fully firm. Best and below best firm to lower. Poorer sorts were dearer.
<b>PEKOE/PEKOE1</b>	Select best teas together with full range of bold PEK's were firm to dearer. Cleaner below best and the rest maintained.
<b>FBOP/FBOP1</b>	Select best and best were firm on last. Others were Rs. 50-100/- per kg dearer.
<b>BOP</b>	In general, firm.
<b>BOPF</b>	All-round firm market.
<b>FBOPF/FBOPF1</b>	Select best and best FBOPF1's were firm on last; others were dearer by Rs. 50-80/- per kg. FBOPF's had all-round lower market.

QUOTATIONS	SELECT BEST	BEST	BELOW BEST	OTHER
BOP1	1,750-2,550	1,500-1,700	1,100-1,400	800-1,000
OP1	2,600-3,000	1,600-2,300	1,300-1,500	800-1,100
OP	1,250-1,420	1,100-1,200	950-1,100	800-950
OPA	1,200-2,200	1,100-1,200	950-1,100	800-950
PEKOE	1,700-2,350	1,350-1,600	1,100-1,300	800-1,000
PEKOE1	1,700-2,150	1,350-1,600	1,100-1,300	800-1,000
FBOP1	1,200- 1,850	900-1,100	700-850	Below 650
FBOP	1,600-2,400	1,100-1,400	900-1,000	Below 850
BOP	1,300-1,950	1,100-1,200	900-1,050	Below 880
BOPF	1,000-1,500	850-970	750-820	Below 720
FBOPF1	1,150-1,750	950-1,050	820-940	Below 820
FBOPF	960-1,280	780-920	680-750	Below 600
FFSP/FFEXSP/FFEXSP1	2,200-3,550	1,400-2,000	1,050-1,300	Below 1,050



## OFF GRADES

**FGS/FGS1** High grown varieties eased by Rs. 20-30/- per kg. Medium and low grown shed by Rs. 10-20 per kg. CTC's gained by Rs. 10-20/- per kg.

**BM/BP** **BM** – Best were dearer by Rs.10-20/- per kg. Below best and bottom increased by Rs. 20-30 per kg.  
**BP** – Maintained.

**BOP1A** Best varieties held firm. Below best and teas at the lower end were dearer by Rs.60-80/- per kg and gained further towards the sale closure.

	HIGH		MEDIUM		LOW	
<b>FNGS</b>	550	920	600	760	500	780
<b>P.FGS (CTC)</b>	700	750	640	780	640	1120
<b>BP</b>	620	700	670	860	450	1000
<b>BM</b>	570	740	650	760	570	1000
<b>BOP1A</b>	700	760	650	900	690	1180

## DUST

**DUST1** Best and below best were lower by Rs. 100-150/- per kg. CTC's were irregularly lower. Best low grown appreciated by Rs.40-50/- per kg. Below best Low grown were irregularly lower.

**DUST** Cleaner secondaries gained by Rs. 50-70/- per kg. Low grown held firm.

	HIGH		MEDIUM		LOW	
<b>PRIMARY DUSTS</b>	960	1260	750	860	840	980
<b>SECONDARY DUSTS</b>	750	950	680	780	600	830
<b>PDUST (CTC)</b>	770	800	860	1080	840	920

## TOP PRICES - SALE NO. 22 OF 06TH / 07TH JUNE 2023

<b>WESTERN MEDIUM</b>			
Hatale	BOP	1,060.00	
Craighead	BOPSp	960.00	
Peniland	BOPF/BOPFSP	840.00	
Harangalla	BOP1	1,650.00	
Craighead	FBOP/FBOP1	1,700.00	
Harangalla	FBOP/FBOP1	1,700.00	
<b>New Rothschild</b>	<b>FBOP/FBOP1</b>	<b>1,480.00</b>	<b>@</b>
Harangalla	FBOPF/FBOPF1	1,300.00	
Hatale	OP/OPA	1,140.00	
<b>New Rothschild</b>	<b>OP1</b>	<b>1,500.00</b>	<b>@</b>
New Fernland	PEK/PEK1	1,650.00	
Uplands	PEK/PEK1	1,650.00	
<b>Inguruwatte Super</b>	<b>PEK/PEK1</b>	<b>1,600.00</b>	<b>@</b>
<b>WESTERN HIGH</b>			
Norwood	BOP	1,000.00	
Ingestre	BOP	1,000.00	
Bearwell	BOP	1,000.00	
Bearwell	BOPSp	1,190.00	
Norwood	BOPF/BOPFSP	1,240.00	
<b>Weddemulla</b>	<b>BOP1</b>	<b>900.00</b>	<b>@</b>
Inverness	FBOP/FBOP1	1,320.00	
Inverness	FBOPF/FBOPF1	1,020.00	
St Andrews	OP/OPA	1,080.00	
<b>Bogahawatte</b>	<b>OP/OPA</b>	<b>1,040.00</b>	<b>@</b>
Venture	OP1	1,460.00	
St Andrews	PEK/PEK1	1,300.00	
<b>Weddemulla</b>	<b>PEK/PEK1</b>	<b>1,260.00</b>	<b>@</b>
<b>NUWARA ELIYA</b>			
Kenmare	BOP	790.00	
Kenmare	BOPSp	710.00	
Lovers Leap	FBOP/FBOP1	1,300.00	
Kenmare	OP/OPA	940.00	
Lovers Leap	PEK/PEK1	1,040.00	
Kenmare	PEK/PEK1	1,040.00	
<b>UDA PUSSELLAWAS</b>			
Kirklees	BOP	940.00	
Kirklees	BOPSp	800.00	
Delmar	BOPSp	800.00	
Luckyland	BOPF/BOPFSP	940.00	
Kirklees	BOPF/BOPFSP	940.00	
<b>Alma</b>	<b>BOP1</b>	<b>1,320.00</b>	<b>@</b>
<b>Alma</b>	<b>FBOP/FBOP1</b>	<b>1,180.00</b>	<b>@</b>
<b>Alma</b>	<b>FBOPF/FBOPF1</b>	<b>940.00</b>	<b>@</b>
Gampaha	OP	1,060.00	
<b>Alma</b>	<b>OP</b>	<b>1,040.00</b>	<b>@</b>
<b>Alma</b>	<b>OPA</b>	<b>1,020.00</b>	<b>@</b>
Gordon	OP1	780.00	
<b>Alma</b>	<b>PEK/PEK1</b>	<b>1,550.00</b>	<b>@</b>

<b>UVA MEDIUM</b>			
Halpewatte Uva	BOP	1,100.00	
High Spring	BOPSp	1,240.00	
Halpewatte Uva	BOPF/BOPFSP	1,200.00	
Halpewatte Uva	BOP1	1,650.00	
Dickwella	FBOP/FBOP1	1,300.00	
Gonakelle	FBOPF/FBOPF1	980.00	
Sarnia Plaiderie	FBOPF/FBOPF1	980.00	
Halpewatte Uva	OP/OPA	1,080.00	
Demodera 'S'	OP1	1,550.00	
Aruna Passara	PEK/PEK1	1,650.00	
<b>UVA HIGH</b>			
Bandaraeliya	BOP	980.00	
<b>Ranaya</b>	<b>BOPSp</b>	<b>870.00</b>	<b>@</b>
Bandaraeliya	BOPF/BOPFSP	1,000.00	
Glenanore	BOP1	1,550.00	
Craig	FBOP/FBOP1	1,160.00	
Glenanore	FBOP/FBOP1	1,160.00	
<b>Ranaya</b>	<b>FBOPF/FBOPF1</b>	<b>940.00</b>	<b>@</b>
<b>Mount Uva</b>	<b>FBOPF/FBOPF1</b>	<b>920.00</b>	<b>@</b>
Uva Highlands	FBOPF/FBOPF1	920.00	
Spring Valley	OP/OPA	1,020.00	
Craig	OP1	1,420.00	
Gonamotawa	OP1	1,420.00	
<b>Mount Uva</b>	<b>PEK/PEK1</b>	<b>1,650.00</b>	<b>@</b>
<b>UNORTHODOX HIGH</b>			
Ulugedara CTC	PF1	1,020.00	
Mount Vernon CTC	BP1	900.00	
Dunsinane CTC	BPS	920.00	
<b>Mount Vernon CTC</b>	<b>BPS</b>	<b>900.00</b>	<b>@</b>
<b>UNORTHODOX MEDIUM</b>			
Donside CTC	PF1	1,080.00	
Delta CTC	BP1	940.00	
Donside CTC	BPS	940.00	
<b>UNORTHODOX LOW</b>			
Suduwelipothahena CTC	PF1	1,180.00	
<b>Kalubowitiyana CTC</b>	<b>BP1</b>	<b>1,000.00</b>	<b>@</b>

DENOTES – CEYLON TEA BROKERS PLC (@) / ALL TIME RECORD PRICE [\*\*] / EQUAL ALL TIME [\*]

## TOP PRICES - SALE NO. 22 OF 06TH / 07TH JUNE 2023

<b>LOW GROWN</b>				<b>DUSTS</b>			
<b>Mulatiyana Hills</b>	<b>BOP1</b>	<b>2,550.00</b>	<b>@</b>	Great Western	DUST1	1,260.00	
Ceciliyan	OP1	3,000.00		Donside CTC	PD	1,080.00	
<b>Mulatiyana Hills</b>	<b>OP</b>	<b>1,420.00</b>	<b>@</b>				
Muswenna	OP	1,420.00		<b>PREMIUM FLOWERY</b>			
Sunrise	OP	1,420.00		Linara	FBOPFSp	2,000.00	
<b>Nilgiri</b>	<b>OP</b>	<b>1,380.00</b>	<b>@</b>	<b>Rumassala Hills</b>	<b>FBOPFSp</b>	<b>1,800.00</b>	<b>@</b>
<b>A C U Super</b>	<b>OP</b>	<b>1,380.00</b>	<b>@</b>	Karagoda	FBOPFSp	1,800.00	
<b>Sihara</b>	<b>OP</b>	<b>1,380.00</b>	<b>@</b>	<b>Nilgiri</b>	<b>FBOPFExSp</b>	<b>3,500.00</b>	<b>@</b>
Green Lanka	OPA	2,200.00		<b>Nilrich</b>	<b>FBOPFExSp</b>	<b>2,550.00</b>	<b>@</b>
<b>A C U Super</b>	<b>OPA</b>	<b>1,900.00</b>	<b>@</b>	Kings Bru	FBOPFExSp1	3,550.00	
Navinda	OPA	1,900.00					
Lumbini	PEK	2,350.00		<b>OFF GRADES</b>			
<b>A C U Super</b>	<b>PEK1</b>	<b>2,150.00</b>	<b>@</b>	Alton	FGS/FGS1	920.00	
<b>Nilrich</b>	<b>PEK1</b>	<b>2,150.00</b>	<b>@</b>	Hingalgoda CTC	PF	1,120.00	
<b>Matuwagalla Super</b>	<b>PEK1</b>	<b>2,100.00</b>	<b>@</b>	Strathdon CTC	PF	780.00	
<b>Peak View Super</b>	<b>PEK1</b>	<b>2,050.00</b>	<b>@</b>	<b>Mount Vernon CTC</b>	<b>PF</b>	<b>750.00</b>	<b>@</b>
<b>Matuwagalla Super</b>	<b>PEK1</b>	<b>2,050.00</b>	<b>@</b>	Chandrika CTC	PF	750.00	
<b>Rajjuruwatta Super</b>	<b>PEK1</b>	<b>2,050.00</b>	<b>@</b>	Spring Field Super CTC	PF	750.00	
Kamarangapitiya	PEK1	2,050.00		Karawita	BM	1,000.00	
Arbour Valley	PEK1	2,050.00		Chandrika Estate	BP	1,000.00	
Brombil	BOP	1,950.00		Chandrika Estate	BOP1A	1,180.00	
<b>Rajjuruwatta Super</b>	<b>BOP</b>	<b>1,800.00</b>	<b>@</b>				
<b>Suduwelipothahena Super</b>	<b>BOPSp</b>	<b>1,340.00</b>	<b>@</b>				
Ceciliyan	BOPF	1,500.00					
Makandura	BOPFSp	1,460.00					
Pothotuwa	FBOP	2,400.00					
Sithaka	FBOP	2,400.00					
New Batuwangala	FBOP1	1,850.00					
Sithaka	FBOPF	1,280.00					
Ceciliyan	FBOPF	1,240.00					
<b>Lumbini</b>	<b>FBOPF</b>	<b>1,220.00</b>	<b>@</b>				
Sithaka	FBOPF	1,220.00					
Kiruwanganga	FBOPF1	1,750.00					

## FUTURE SALES INFORMATION

### SALE NO 23 OF 13TH / 14TH JUNE 2023

EX-ESTATE	H/M-OFF GR & DUST	LEAFY/ SEMI LEAFY/ TIPPY/PREM & BOP1A
FW	John Keells PLC	Lanka Commodity Brokers
EB	Ceylon Tea Brokers PLC	John Keells PLC
CTB	Bartleet Produce Marketing (Pvt) Ltd	Ceylon Tea Brokers PLC
JK	Asia Siyaka Commodities PLC	Eastern Brokers Ltd
LC	Lanka Commodity Brokers	Asia Siyaka Commodities PLC
BC	Mercantile Produce Brokers (Pvt) Ltd	Forbes & Walker Tea Brokers (Pvt) Ltd
MC	Forbes & Walker Tea Brokers (Pvt) Ltd	Mercantile Produce Brokers (Pvt) Ltd
AS	Eastern Brokers Ltd	Bartleet Produce Marketing (Pvt) Ltd

**Buyers Prompt: 20.06.2023**

**Sellers Prompt: 21.06.2023**

### AWAITING SALE - CATALOGUE DETAILS

	SALE OF 13TH / 14TH JUNE 2023		SALE OF 20TH / 21ST JUNE 2023	
	LOTS	QTY(KGS)	LOTS	QTY(KGS)
<b>EX-ESTATE</b>	943	1,087,040.0	914	1,049,670
<b>HIGH AND MEDIUM</b>	1,831	899,467	1,702	838,542
<b>LOW GROWN (LEAFY)</b>	2,553	1,173,251	2,268	996,177
<b>LOW GROWN (SEMI LEAFY)</b>	1,683	763,960	1,520	687,579
<b>LOW GROWN (TIPPY)</b>	1,749	863,697	1,642	800,307
<b>OFF GRADES+BOP1A</b>	2,542	1,397,482	2,444	1,371,382
<b>DUSTS</b>	702	736,898	642	652,205
<b>PREMIUM FLOWERY</b>	241	43,999	222	39,026
<b>TOTAL</b>	<b>12,244</b>	<b>6,965,794</b>	<b>11,354</b>	<b>6,434,888</b>
<b>MAIN SALE &amp; EX ESTATE CLOSED ON</b>	<b>25TH MAY 2023</b>		<b>01ST JUNE 2023</b>	

#### **SALE NO. 25 – 27TH/ 28TH JUNE 2023**

Ex-Estate catalogue and Main Sale catalogues are scheduled to be closed on the 08th June 2023.

#### **SALE NO. 26 – 04TH/ 05TH JULY 2023**

Ex-Estate catalogue and Main Sale catalogues are scheduled to be closed on the 15th June 2023.

#### **SALE NO. 27 – 11TH/ 12TH JULY 2023**

Ex-Estate catalogue and Main Sale catalogues are scheduled to be closed on the 22nd June 2023.

## ELEVATION WISE – STATISTICS – COLOMBO AUCTION AVERAGES

ELEVATION	LAST WEEK	WEEK BEFORE LAST	LAST YEAR	YEAR BEFORE
	(RS)	(RS)	(RS)	(RS)
	Sale- 30.05.2023	Sale- 23.05.2023	Corres 2022	Corres 2021
Uva High	807.78	839.51	940.50	515.88
Western High	882.81	922.36	991.58	566.83
CTC High	817.39	845.28	782.96	501.36
Total High Grown	858.46	894.63	973.89	550.44
Uva Medium	832.04	874.54	1069.27	534.69
Western Medium	818.32	844.84	956.89	516.04
CTC Medium	799.75	810.76	763.72	488.19
Total Medium Grown	822.77	855.05	988.91	521.64
Orthodox Low	1049.06	1065.70	1446.70	621.27
CTC Low	857.57	854.02	1067.00	481.16
Total Low Grown	1036.95	1054.04	1424.05	615.66
<b>TOTAL</b>	<b>953.16</b>	<b>980.64</b>	<b>1236.22</b>	<b>584.27</b>

ELEVATION	LAST WEEK	WEEK BEFORE LAST	LAST YEAR	YEAR BEFORE
	(\\$)	(\\$)	(\\$)	(\\$)
	Sale- 30.05.2023	Sale- 23.05.2023	Corres 2022	Corres 2021
Uva High	2.72	2.74	2.61	2.59
Western High	2.98	3.02	2.75	2.84
CTC High	2.76	2.76	2.17	2.51
Total High Grown	2.89	2.92	2.70	2.76
Uva Medium	2.80	2.86	2.96	2.68
Western Medium	2.76	2.76	2.65	2.59
CTC Medium	2.70	2.65	2.12	2.45
Total Medium Grown	2.77	2.80	2.74	2.61
Orthodox Low	3.54	3.48	4.01	3.11
CTC Low	2.89	2.79	2.96	2.41
Total Low Grown	3.50	3.45	3.95	3.09
<b>Weekly Total (USD)</b>	<b>3.21</b>	<b>3.21</b>	<b>3.43</b>	<b>2.93</b>
<b>Exchange Rate (LKR)</b>	<b>296.69</b>	<b>305.88</b>	<b>360.76</b>	<b>199.50</b>

ELEVATION	TODATE	TODATE	TODATE	TODATE	TODATE	TODATE
	2021 (RS)	2022 (RS)	2023 (RS)	2021 (\\$)	2022 (\\$)	2023 (\\$)
Uva High	572.80	888.31	1108.56	2.92	3.13	3.29
Western High	621.06	887.70	1303.03	3.17	3.13	3.87
CTC High	549.93	728.13	1133.84	2.81	2.57	3.36
Total High Grown	607.57	887.89	1246.04	3.10	3.13	3.70
Uva Medium	585.64	943.25	1105.84	2.99	3.33	3.28
Western Medium	567.47	810.02	1090.44	2.90	2.86	3.24
CTC Medium	527.79	664.37	1046.49	2.69	2.34	3.10
Total Medium Grown	572.77	851.05	1095.29	2.92	3.00	3.25
Orthodox Low	672.94	1107.85	1379.05	3.43	3.91	4.09
CTC Low	521.01	710.21	998.08	2.66	2.50	2.96
Total Low Grown	663.61	1079.85	1357.61	3.39	3.81	4.03
<b>TOTAL</b>	<b>636.65</b>	<b>1000.44</b>	<b>1292.17</b>	<b>3.25</b>	<b>3.53</b>	<b>3.83</b>

Cumulative Sale Averages – 1 USD= Rs. (Monthly Weighted Average)      195.94      283.65      337.06

(Source: MSL/ CBSL)

## WORLD TEA PRODUCTION (IN MILLION KILOS)

Country	Month	Month		To-date		Diff (+/-)
		2022	2023	2022	2023	2022 vs 2023
Sri Lanka	Apr	22.9	24.7	86.2	84.0	-2.2
Malawi	Apr	7.07	5.9	25.9	24.9	-1.0
North India	Apr	72.45	63.71	126.5	132.13	5.63
South India	Apr	20.8	19.06	67.93	59.85	-8.08
Bangladesh	Mar	1.59	2.06	2.13	2.47	0.34
Kenya	Mar	46.47	30.48	136.26	118.13	-18.13

(Source: Africa Tea Brokers/National Brokers Ltd)

## MOMBASA AUCTION OF 05TH, 06TH & 07TH JUNE 2023

There was fair general demand for the 259,439 packages (17,172,436.00 kilos) available in the market with 37.07% remaining unsold.

Yemen and other Middle Eastern countries maintained good support with reduced activity from Egyptian Packers. Kazakhstan and other CIS states showed more interest while Pakistan Packers, Bazaar, UK and Afghanistan lent selective enquiry. Russia were less active with Iran and Sudan absent. Local Packers lent more participation with Somalia were active at the lower levels.

**BP1:** Best – Steady to USC11 easier. Brighter – Mostly firm with a few teas advancing by up to USC6. Mediums – KTDA mediums held value while plantation mediums appreciated by up to USC12. Lower Medium – Met improved competition and were firm to USC20 above last prices. Plainer – Varied between mainly easier by up to USC26 to dearer by USC8 for select lines.

**PF1:** Best – Varied between firm to USC21 dearer to easier by up to USC12. Brighter – Were steady at previous levels. Mediums – KTDA mediums were firm at last rates with select lines gaining USC8 and USC18; plantation mediums saw less interest at steady to USC10 easier. Lower Medium – Firm to USC24 easier. Plainer – Ranged between steady to USC14 dearer to easier by up to USC10.

**PDUST:** Best – Were steady to USC14 easier with select invoices shedding up to USC28, a few lines however advanced by up to USC8. Brighter – Ranged between firm to USC9 dearer to easier by up to USC5. Mediums – Most KTDA mediums held value with some lines irregular varying between USC3 dearer to USC6 easier; plantation mediums ranged between firm to USC8 above last levels to easier by up to USC3. Lower Medium – Saw irregular activity varying between firm to USC24 dearer and selected teas advanced by up to USC30 to easier by up to USC21. Plainer – Were irregular with some lines appreciating by up to USC16 while others lost up to USC28.

**DUST1:** Best – Firm to USC7 below previous prices. Brighter – Were steady to USC8 easier. Mediums – KTDA mediums were mainly firm at last levels with a few lines irregular varying between USC6 dearer to easier by USC4, while plantation mediums were mostly easier and lost up to USC25 but some teas held firm to USC5 dearer. Lower Medium – Irregular ranging between steady to USC17 above last levels to easier by up to USC8. Plainer – Shed up to USC16.

**SECONDARY GRADES (S1):** In the Secondary Catalogues, BPs held value while PFs were barely steady. Clean well sorted coloury Fannings tended easier with similar DUSTs irregular. Other Fannings were about firm while DUSTs were easier. BMFs were well absorbed.

(Courtesy - Africa Tea Brokers Limited)

## GUWAHATI AUCTION OF 07TH JUNE 2023

Market : Fair demand. Good Assams selling at around last levels. Remainder irregular following quality.(CBPL running at 64%). Buying Pattern : TCPL / HUL / Western India / Internal buyers operating. Exporters silent so far.

(Courtesy - Associated Brokers (Pvt) Ltd., Guwahati)

## BANGLADESH AUCTION OF 06TH JUNE 2023

**CTC LEAF:** 39,934 packages of Current Season & 311 packages of Old Season teas on offer met with fair demand at easier rates.

**BROKENS:** Select few good Invoices sold well and were generally firm whilst Good/Mediums met with a fair demand and were easier often by Tk.5/- and more. Plain and BLF varieties witnessed much less demand and were easier with more withdrawals.

**FANNINGS:** A few brighter liquoring Invoices met with more competition and sold at around last levels whilst all others eased further and witnessed more withdrawals. Plain and BLF teas saw only fair demand and were easier with more withdrawals.

**CTC DUST:** 10,216 packages of Current Season & 55 packages of Old Season teas on offer met with fair demand. Good liquoring Dusts sold at around last levels. Mediums were an easier market with some withdrawals. Plain/BLF Dusts met with lower demand and had more withdrawals than last. CDs were an easier market with Tk.15/- to Tk.20/- less than last. Blenders lent good support and Loose tea buyers were selective.

**COMMENTS:** A little higher percentage of tea was sold this week although prices were generally lower. A few lines of improved liquoring Invoices witnessed good competition and were dearer. Blenders were a little more active this week. Loose tea buyers were selective lending good support for a few bright liquoring sorts on offer. Dusts were an easier market.

(Courtesy - National Brokers Limited)

## KOLKATA AUCTION OF 06TH / 07TH JUNE 2023

Good demand. Improved brighter liquoring Assams selling well in line with quality. Remainder are selling at barely steady to irregularly easier levels. Plainer Dooars are selling at irregularly easier levels.

Buying Pattern: W I - Operating . HUL - Operating. TCPL - Operating. Local buyers - Operating Based on TC / CB's Catalogue.

(Courtesy - Associated Brokers Pvt. L.td, Kolkata)

## MALAWI AUCTION OF 07TH JUNE 2023

There was selective demand at firm to easier rates following quality for the 5540 packages on offer.

BP1 - Sold 3 to 5 USC below valuation.

PF1 - firm to 2 USC easier.

PF1SC - Met selective demand at firm to 2 USC easier on last.

PD - neglected.

D1 - 3 USC dearer where sold.

Secondaries - Met good demand at irregular rates.

(Courtesy - Tea Brokers Central Africa Limited)

## JAKARTA AUCTIONS

The above market report details were not available at the time of printing of this publication.

## Sri Lanka Tea Sale Averages - Sub Elevation Wise – Month of May 2023

(Excluding Black tea sales from refuse tea processing centres, Organic tea sales and Green tea sales)

### Combined Averages (Orthodox & CTC)

ELEVATION	MAY 2023	JANUARY TO MAY - 2023
UVA HIGH	935.56	1,117.78
WESTERN HIGH	1,028.18	1,312.77
<b>TOTAL HIGH GROWN</b>	<b>996.08</b>	<b>1,253.24</b>
UVA MEDIUM	938.67	1,097.56
WESTERN MEDIUM	904.71	1,089.75
<b>TOTAL MEDIUM GROWN</b>	<b>916.61</b>	<b>1,092.23</b>
<b>LOW GROWN</b>	<b>1,122.67</b>	<b>1,348.50</b>
<b>TOTAL</b>	<b>1,056.30</b>	<b>1,287.32</b>

### CTC Averages

ELEVATION	MAY 2023	JANUARY TO MAY - 2023
CTC HIGH	922.72	1,153.33
CTC MEDIUM	857.69	1,037.65
CTC LOW	912.70	999.73
<b>CTC TOTAL</b>	<b>895.49</b>	<b>1,037.68</b>

### Orthodox Averages

ELEVATION	MAY 2023	JANUARY TO MAY - 2023
UVA HIGH	930.87	1,112.14
WESTERN HIGH	1,042.91	1,332.48
<b>TOTAL HIGH GROWN</b>	<b>1,002.11</b>	<b>1,262.34</b>
UVA MEDIUM	938.67	1,097.56
WESTERN MEDIUM	924.31	1,111.15
<b>TOTAL MEDIUM GROWN</b>	<b>930.53</b>	<b>1,105.76</b>
<b>LOW GROWN</b>	<b>1,141.24</b>	<b>1,381.03</b>
<b>TOTAL</b>	<b>1,074.13</b>	<b>1,316.01</b>

## Sri Lanka Tea Sale Averages - Elevation Wise – Month of May 2023

(Including Black tea sales from refuse tea processing centres, Organic tea sales and Green tea sales)

ELEVATION	MAY				JANUARY TO MAY			
	2023		2022		2023		2022	
	LKR	USD	LKR	USD	LKR	USD	LKR	USD
HIGH GROWN	996.79	3.21	1,053.07	2.93	1,240.79	3.68	871.68	3.26
MEDIUM GROWN	924.84	2.98	1,099.02	3.06	1,106.48	3.28	843.16	3.15
LOW GROWN	1,120.52	3.61	1,506.71	4.20	1,345.20	3.99	1,071.16	4.00
<b>TOTAL</b>	<b>1,055.45</b>	<b>3.40</b>	<b>1,324.95</b>	<b>3.69</b>	<b>1,283.34</b>	<b>3.81</b>	<b>987.00</b>	<b>3.69</b>

(Source: SLTB / CBSL)



## TEA SALE ARRANGEMENTS FOR THE THIRD QUARTER 2023 JULY/ AUGUST/ SEPTEMBER

Sale No	Date of Sale	Catalogue Closing Dates Main Sale & Ex-estate	Prompt Dates		10% Payment	E-Platform Levy Prompt Dates	
			Buyers	Sellers		Buyers	Sellers
<b>JULY 2023</b>							
26	Tue. 04th / Wed. 05th	15/06/2023 at 4.30 p.m	11/7/2023	12/07/2023	07/07/2023	11/07/2023	13/07/2023
27	Tue. 11th / Wed. 12th	22/06/2023 at 4.30 p.m	18/07/2023	19/07/2023	14/07/2023	18/07/2023	20/07/2023
28	Tue. 18th / Wed. 19th	29/06/2023 at 4.30 p.m	25/07/2023	26/07/2023	21/07/2023	25/07/2023	27/07/2023
29	Tue. 25th /Wed. 26th	06/07/2023 at 4.30 p.m	02/08/2023	03/08/2023	28/07/2023	02/08/2023	04/08/2023
<b>AUGUST 2023</b>							
30	Mon. 31st Jul/ Wed. 2nd Aug	13/07/2023 at 4.30 p.m	08/08/2023	09/08/2023	04/08/2023	08/08/2023	10/08/2023
31	Tue. 08th / Wed. 09th	20/07/2023 at 4.30 p.m	15/08/2023	16/08/2023	11/08/2023	15/08/2023	17/08/2023
32	Tue. 15th / Wed. 16th	27/07/2023 at 4.30 p.m	22/08/2023	23/08/2023	18/08/2023	22/08/2023	24/08/2023
33	Tue. 22nd / Wed. 23rd	03/08/2023 at 4.30 p.m	29/08/2023	31/08/2023	25/08/2023	29/08/2023	31/08/2023
34	Mon. 28th / Tue. 29th	10/08/2023 at 4.30 p.m	05/09/2023	06/09/2023	01/09/2023	05/09/2023	07/09/2023
<b>SEPTEMBER 2023</b>							
35	Tue. 05th / Wed. 06th	17/08/2023 at 4.30 p.m	12/09/2023	13/09/2023	08/09/2023	14/09/2023	14/09/2023
36	Tue. 12th / Wed. 13th	24/08/2023 at 4.30 p.m	19/09/2023	20/09/2023	15/09/2023	21/09/2023	21/09/2023
37	Tue. 19th / Wed. 20th	31/08/2023 at 4.30 p.m	26/09/2023	27/09/2023	22/09/2023	02/10/2023	02/10/2023
38	Mon. 25th / Tue. 26th	07/09/2023 at 4.30 p.m	02/10/2023	03/10/2023	2/10/2023	04/10/2023	04/10/2023

### HOLIDAYS FOR THE THIRD QUARTER 2023

Monday	03 July 2023	-	Adhi Esala Full Moon Poya Day
Tuesday	01 August 2023	-	Esala Full Moon Poya Day
Wednesday	30 August 2023	-	Nikini Full Moon Poya Day
Thursday	28 September 2023	-	Holy Prophet's Birthday (Milad-Un-Nabi)
Friday	29 September 2023	-	Binara Full Moon Poya Day