



**Ceylon Tea
Brokers**

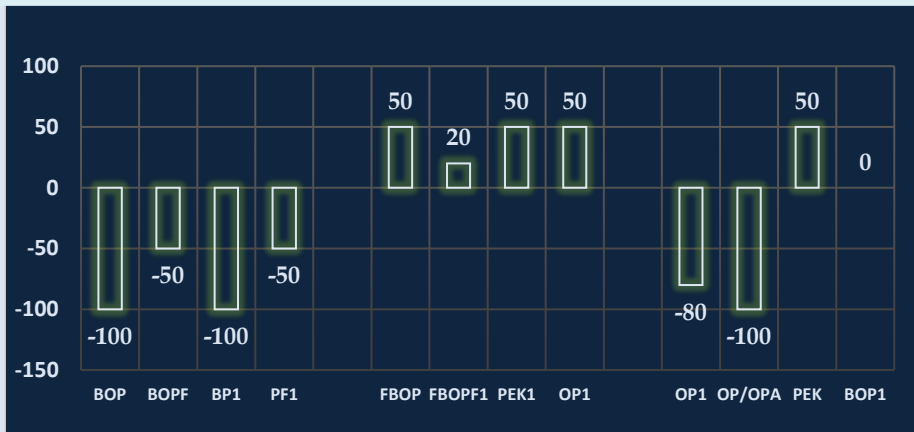


MARKET SNAPSHOT

SALE NO. 21 OF 30TH / 31ST MAY 2023

CEYLON TEA BROKERS PLC
Level 7, Millenium House, No.46/58, Nawam Mawatha, Colombo 2
Tel: 011-460777 Fax: 011-4607788
Email: general@ceylontebrokers.com
Web: www.ceylontebrokers.com

Met with lower demand all-round.



EX-ESTATE

MEDIUM

LOW GROWN

Currency - 31st May
LKR/USD 287.87

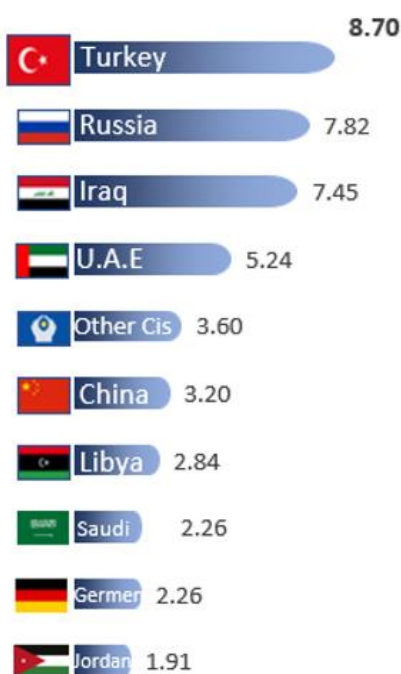
May (04th Sale)
Rs. 1,080.31
USD \$ 3.55

Elevation Average

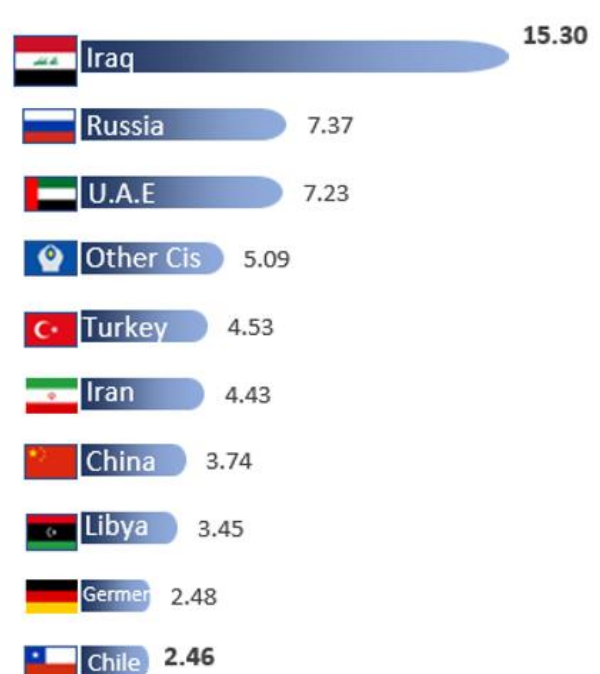
ELV	RS	USD
High	1,030.09	\$ 3.38
Medium	941.56	\$ 3.09
Low	1,141.41	\$ 3.75

TOP 10 COUNTRY WISE SRI LANKAN TEA EXPORT QUANTITY (MN KG)
YTD APRIL - 2023 VS 2022

YTD APRIL - 2023

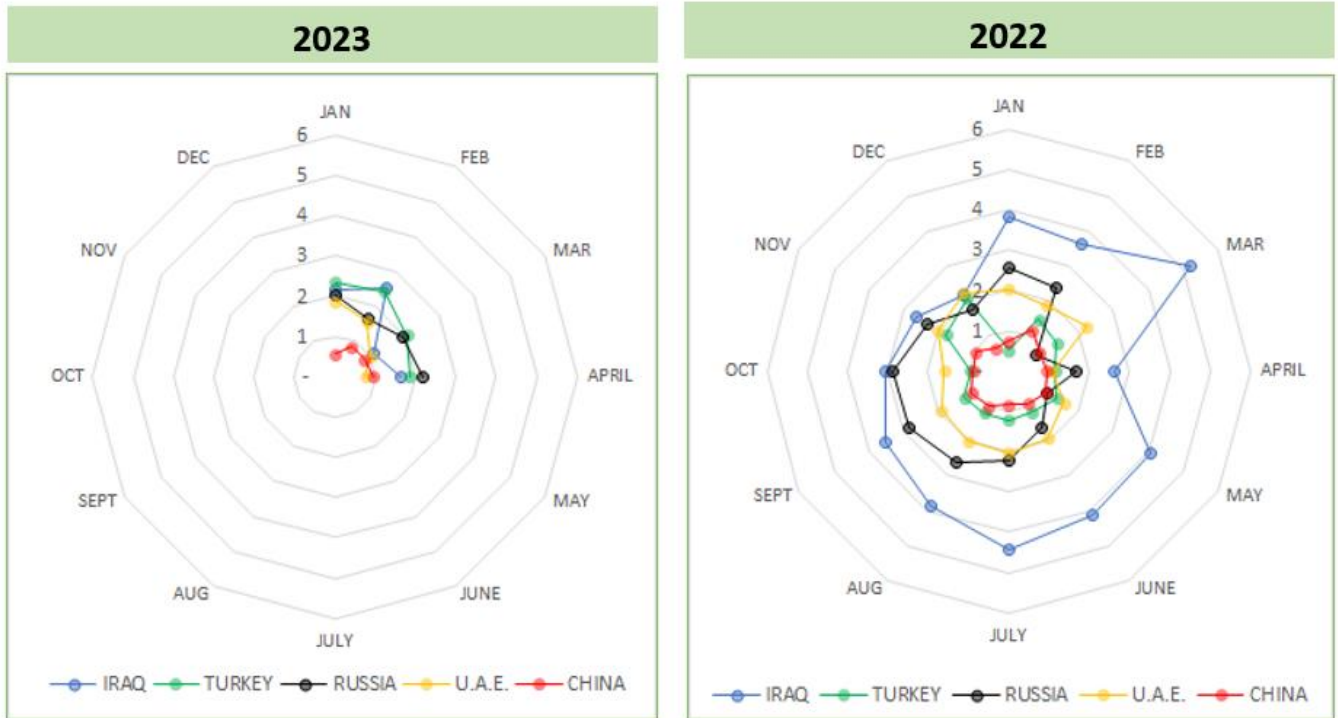


YTD APRIL - 2022



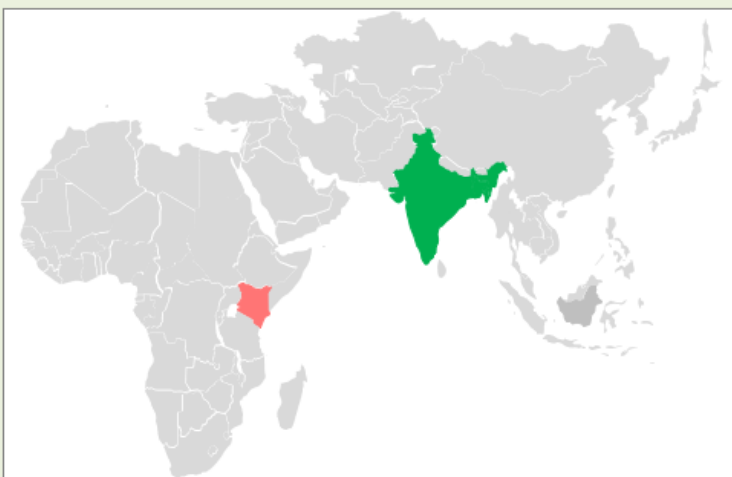
Source: SL Customs - Statistical Division

**MONTHLY SRI LANKA TEA EXPORTS (IN MN KG)
IRAQ, TURKEY, RUSSIA, U.A.E, CHINA - 2023 VS 2022**



Source: SL Customs - Statistical Division

MARKET MOVEMENT AT INTERNATIONAL AUCTION CENTERS THIS WEEK



- India
- Bangladesh
- Kenya
- Indonesia market report details were not available at the time of printing this publication

COMMENTS

Sale	Ex-Estate		Low Grown (Leafy/Tippy)		Total	
	Qty	Demand	Qty	Demand	Qty	Demand
21	1.0 MKGs	Lower	2.2 Mkgs	Lower	5.9 Mkgs	Lower

WESTERN				
	SELECT BEST	BEST	BELOW BEST	PLAINER
BOP	Firm	↓ 50/-	↓ 100/-	↓ 100/-
BOPF	Firm	↓ 50/-	↓ 70/-	↓ 50/-

	NUWARA ELIYA	UDA PUSSELLAWA	UVA
BOP	↓ 150/-	↓ 100/-	↓ 70/-
BOPF	Irregular	↓ 100/-	↓ 50/-

	HIGH	MEDIUM	LOW
BP1	N/A	Irregular	↓ 50/-
PF1	↓ 50/-	↓ 50/-	↓ 100/-

HIGH & MEDIUM				
	SELECT BEST	BEST	BELOW BEST	OTHERS
BOP1	↑ 50/-	↑ 50/-	Firm	Firm
OP1	↑ 50/-	↑ 50/-	Firm	Firm
FBOP	↑ 50/-	↑ 50/-	↓ 20/-	↓ 20/-
FBOPF1	↑ 20/-	↑ 20/-	↓ 20/-	↓ 20/-
PEK	↑ 50/-	↑ 50/-	↓ 20/-	↓ 20/-
PEK1	↑ 50/-	↑ 50/-	↓ 20/-	↓ 20/-
OP/OPA	↓ 50/-	↓ 50/-	↓ 50/-	↓ 50/-

LEAFY / SEMI LEAFY				
	SELECT BEST	BEST	BELOW BEST	OTHERS
OP1	↑ 50/-	↓ 80/-	↓ 80/-	↓ 80/-
BOP1	Firm	Firm	Firm	Firm
OP/OPA			↓ 100/-	
PEK			↑ 50/-	
PEK1			Firm	

SMALL LEAF / TIPPY				
FBOP	Firm	↓ 20/-	↓ 30/-	↑ 20/-
FBOP1	↓ 40/-	Firm	↓ 20/-	↓ 40/-
FBOPF1	↑ 20/-	↑ 10/-	Firm	↓ 20/-

PREMIUM FLOWERY		
	FBOPFEXSP	FBOPFSP
Select Best	↑ 400-800/-	Firm
Best	↑ 200/-	↓ 100-200/-
Below Best	↑ 100/-	↓ 200/-
Others	Firm	↓ 100/-



Crude Oil
As at 31st May 2023 – USD 72.87



Mombasa Auction
Lower demand

HOLIDAY NOTICE

Please note that our Head Office, Warehouse and Sample Room will be closed for business on the following day:

Saturday 03rd June 2023 – Poson Full Moon Poya Day

CURRENCY BOARD – AS AT 31ST MAY 2023

	United States Dollars (USD)		European Community Euro (EUR)		United Kingdom pounds (GBP)	
	Corresponding		Corresponding		Corresponding	
	2023	2022	2023	2022	2023	2022
Sri Lankan Rupee	287.87	355.77	306.74	383.20	355.65	446.88

(Courtesy - Central Bank of Sri Lanka)

Indian Rupee	82.68	77.41	88.62	83.32	102.43	97.88
Kenyan Shilling	137.45	115.59	147.32	124.41	170.28	146.15
Bangladesh Taka	106.07	86.33	113.69	92.92	131.41	109.15
Indonesian Rupiah	14,971.80	14,536.40	16,047.00	15,646.20	18,548.20	18,379.10
Malawi Kwacha	1,021.14	809.03	1,094.47	870.80	1,265.06	1,022.90
Vietnam Dong	23,479.00	23,177.80	25,165.20	24,947.30	29,087.50	29,304.90

(Courtesy - Oanda Corporation)

SRI LANKA RUPEE AGAINST US DOLLAR

TIME PERIOD 25/05/2023 TO 31/05/2023 (SPOT / BUYING RATE)

25/05/2023	297.61	29/05/2023	289.90	31/05/2023	287.87
26/05/2023	295.63	30/05/2023	290.67		

(Courtesy - Central bank of Sri Lanka)

QUANTITY SOLD DURING THE PERIOD 22ND – 27TH MAY 2023

	2023		2022	
	WEEKLY	TODATE	WEEKLY	TODATE
PRIVATE SALES	142,015.50	2,096,027.45	67,697.00	1,859,858.18
PUBLIC AUCTION	5,795,371.00	94,118,556.50	5,427,695.00	101,631,815.00
FORWARD CONTRACTS	58,860.00	1,249,928.00	40,000.00	804,880.00
DIRECT SALES	-	-	-	-
TOTAL	5,996,246.50	97,464,511.95	5,535,392.00	104,296,553.18
BMF EXCLUDED FROM PRIVATE SALE	30,150.00	972,390.00	119,369.00	2,931,135.00

TEA
TECH
TIPS



Stack packed teas on palettes and prevent dampness seeping up from the floor.

CROP AND WEATHER (FOR THE PERIOD 22ND – 28TH MAY 2023)





























The Western and Nuwara Eliya planting districts experienced sunny conditions throughout.

The Uva's reported bright weather followed by showers whilst the Udapussellawa's experienced clear mornings followed by rain. Heavy showers are to be expected in Uva.

The Low Grown districts reported clear conditions. Balangoda and Ruhuna experienced strong winds in the evenings. Showers are to be expected in the mornings in Ruhuna.

The Western, Udapussellawa and Low grown districts recorded a decline in their crop intake whilst the Nuwara Eliya and Uva's maintained.

WEATHER FORECAST (FOR THE PERIOD 01ST – 07TH JUNE 2023)

	Thu (01/06)	Fri (02/06)	Sat (03/06)	Sun (04/06)	Mon (05/06)	Tue (06/06)	Wed (07/06)
Galle	32°/24°C 	32°/25°C 	32°/25°C 	31°/24°C 	32°/24°C 	32°/24°C 	31°/24°C 
Matara	33°/22°C 	34°/22°C 	35°/23°C 	32°/23°C 	33°/23°C 	33°/23°C 	32°/24°C 
Ratnapura	35°/20°C 	36°/20°C 	37°/22°C 	34°/21°C 	34°/20°C 	36°/19°C 	33°/21°C 
Hatton/ Talawakelle	27°/13°C 	28°/15°C 	28°/17°C 	27°/16°C 	28°/15°C 	29°/15°C 	28°/16°C 

ORDER OF SALE THIS WEEK

EX EST	H/M-OFF GR & DUST	LEAFY/ SEMI LEAFY/ TIPPY/PREM & BOP1A
CTB	Forbes & Walker Tea Brokers (Pvt) Ltd	Mercantile Produce Brokers (Pvt) Ltd
LC	Eastern Brokers Ltd	Bartleet Produce Marketing (Pvt) Ltd
AS	John Keells PLC	Lanka Commodity Brokers
FW	Ceylon Tea Brokers PLC	John Keells PLC
MC	Bartleet Produce Marketing (Pvt) Ltd	Ceylon Tea Brokers PLC
EB	Asia Siyaka Commodities PLC	Eastern Brokers Ltd
BC	Lanka Commodity Brokers	Asia Siyaka Commodities PLC
JK	Mercantile Produce Brokers (Pvt) Ltd	Forbes & Walker Tea Brokers (Pvt) Ltd

CATALOGUE	LOTS	QTY (KGS)
EX-ESTATE	915	1,030,120
HIGH AND MEDIUM	1,609	800,352
LOW GROWN (LEAFY)	2,157	911,590
LOW GROWN (SEMI LEAFY)	1,518	688,484
LOW GROWN (TIPPY)	1,396	685,580
OFF GRADES + BOP1A	2,031	1,112,470
DUSTS	616	638,337
PREMIUM FLOWERY	216	37,178
TOTAL	10,458	5,904,111

HIGH GROWN TEAS

BOP Best Western's were irregularly easier. Below best lower by Rs.50/- per kg and more as the sale progressed. Plainer sorts lost by Rs.50-70/- per kg. Nuwara Eliya's witnessed a sharp decline. Uda Pussellawa's were shed Rs.100/- per kg. Uva's eased by Rs.50/- per kg and were difficult of sale towards the end.

BOPF Best Western's few invoices were firm following quality whilst balance eased by Rs.50/- per kg and more. Below best dropped further. Plainer teas were lower by Rs.50/- per kg and at times more. Nuwara Eliya's had hardly any offerings. Uda Pussellawa's were barely steady. Uva's declined by Rs.50/- per kg and more.

MEDIUM GROWN TEAS

BOP1/OP1 Select best and best gained by Rs.50/- per kg whilst all others held firm.

OP/OPA In general, lower by Rs.50/- per kg.

PEKOE/PEKOE1 Select best and best were dearer by Rs. 50/- per kg whilst below best and others eased by Rs. 20/- per kg.

FBOP/FBOPF1 **FBOP** – Select best and best moved up by Rs.50/- per kg whilst all others shed by Rs. 20/- per kg.

FBOPF1 – Select best and best gained by Rs. 20/- per kg whilst below best and others lost by Rs. 20/- per kg.

CTC

HIGH GROWN **BP1** – Hardly any offerings.
PF1 – Easier by Rs.50/- per kg.

MEDIUM GROWN **BP1** – Irregular.
PF1 – Dropped by Rs.50/- per kg.

LOW GROWN **BP1** – Shed by Rs.50/- per kg.
PF1 – Lost by Rs.100/- per kg.

QUOTATIONS-HIGH GROWNS	BOP		BOPF	
BEST WESTERNS	920	1180	1020	1180
BELOW BEST WESTERNS	820	900	860	1000
PLAINER WESTERNS	700	790	740	850
NUWARA ELIYAS	890	980	N/A	
UDAPUSSELLAWAS	720	920	700	820
BEST UVAS	890	940	820	940
OTHER UVAS	690	760	720	790
GOOD MEDIUMS	870	1120	830	880
POOR MEDIUMS	700	850	690	770
QUOTATIONS – UNORTHODOX	BP1		PF1	
(CTC) CTC (High & Medium)	750	880	700	1080
CTC (Low)	1000	1200	820	1180

LOW GROWN

BOP1	A few select best were firm, Best and below best eased. Poorer sorts firm to lower.
OP1	Followed a similar trend to their BOP1 counterpart.
OP	In general, declined.
OPA	Overall, lower.
PEKOE/PEKOE1	Select best teas together with full range of bold PEK's were firm to dearer. Cleaner below best and the rest declined.
FBOP/FBOP1	Select best and best were firm on last. Others were Rs. 50-100/- per kg lower.
BOP	In general, lower.
BOPF	All-round firm market.
FBOPF/FBOPF1	Select best and best FBOPF1's were firm on last; others were dearer by Rs. 50-80/- per kg. FBOPF's had a lower market and at times unsellable.

QUOTATIONS	SELECT BEST	BEST	BELOW BEST	OTHER
BOP1	1,700-2,450	1,500-1,650	1,000-1,350	800-1,000
OP1	2,600-3,200	1,600-2,300	1,300-1,500	800-1,100
OP	1,250-1,650	1,100-1,200	950-1,100	800-900
OPA	1,200-1,700	1,100-1,200	950-1,100	800-900
PEKOE	1,600-2,300	1,350-1,550	1,100-1,300	800-1,000
PEKOE1	1,600-2,200	1,350-1,550	1,100-1,300	800-1,000
FBOP1	1,300- 1,550	900-1,100	700-850	Below 650
FBOP	1,500-2,250	1,100-1,400	900-1,000	Below 850
BOP	1,400-2,400	1,100-1,300	900-1,050	Below 880
BOPF	1,000-1,700	850-970	750-820	Below 720
FBOPF1	1,100-1,420	950-1,000	820-940	Below 820
FBOPF	960-1,200	780-920	680-750	Below 600
FFSP/FFEXSP/FFEXSP1	2,200-4 ,600	1,400-2,000	1,050-1,300	Below 1,050

OFF GRADES

FGS/FGS1 High grown varieties eased by Rs. 20-30/- per kg. Medium and low grown followed a similar trend. CTC's were lower by Rs. 20-30/- per kg.

BM/BP **BM** – Best were dearer by Rs.10-20/- per kg. Below best and bottom commenced firm yet declined by Rs. 10-20/- per kg as the sale progressed.
BP – In general, lower by Rs.30-40/- per kg.

BOP1A Best varieties declined by Rs.40-60/- per kg. Below Best and teas at the lower end were firm at the commencement of the sale and declined by Rs. 30-50/- per kg and more towards the closure of the sale.

	HIGH		MEDIUM		LOW	
FNGS	610	880	550	750	550	780
P.FGS (CTC)	730		610	810	600	700
BP	520	760	600	900	590	980
BM	560	760	560	750	590	880
BOP1A	680	780	660	850	640	1380

DUST

DUST1 Best and below best were irregularly lower. CTC's declined by Rs. 50-80/- per kg. Best and below best Low grown lost by Rs. 50-60/- per kg.

DUST Cleaner secondaries and low grown were irregular.

	HIGH		MEDIUM		LOW	
PRIMARY DUSTS	1200	1400	780	900	880	1100
SECONDARY DUSTS	800	1200	680	780	620	850
PDUST (CTC)	860	940	850	1020	900	1080

TOP PRICES - SALE NO. 21 OF 30TH / 31ST MAY 2023

WESTERN MEDIUM			
Hulangala	BOP	1,180.00	
Windsorforest	BOPSp	1,020.00	
Dartry Valley	BOPF/BOPFSp	1,120.00	
Harangalla	BOP1	1,750.00	
Craighead	FBOP/FBOP1	2,200.00	
Dartry Valley	FBOPF/FBOPF1	1,320.00	
Harangalla	OP/OPA	1,200.00	
New Rothschild	OP1	1,550.00	@
Harangalla	PEK/PEK1	1,900.00	
WESTERN HIGH			
Bearwell	BOP	1,160.00	
Wattegodde	BOP	1,160.00	
Great Western	BOP	1,160.00	
Holyrood	BOPSp	1,180.00	
Bearwell	BOPF/BOPFSp	1,180.00	
Torrington	BOP1	960.00	
Venture	FBOP/FBOP1	1,380.00	
Inverness	FBOPF/FBOPF1	1,040.00	
Venture	FBOPF/FBOPF1	1,040.00	
St Andrews	OP/OPA	1,080.00	
Inverness	OP/OPA	1,080.00	
Venture	OP1	1,180.00	
Somerset	PEK/PEK1	1,530.00	
NUWARA ELIYA			
Mahagastotte	BOP	980.00	
Court Lodge	FBOP/FBOP1	1,500.00	
Kenmare	OP/OPA	860.00	
Kenmare	PEK/PEK1	1,220.00	
UDA PUSSELLAWAS			
Kirklees	BOP	890.00	
Luckyland	BOPSp	920.00	
Kirklees	BOPSp	920.00	
Luckyland	BOPF/BOPFSp	820.00	
Mooloya	BOPF/BOPFSp	820.00	
Alma	BOP1	1,180.00	@
Gampaha	FBOP/FBOP1	1,200.00	
Gampaha	FBOPF/FBOPF1	1,040.00	
Alma	FBOPF/FBOPF1	980.00	@
Delmar	OP	980.00	
Alma	OPA	940.00	@
Gampaha	OPA	940.00	
Gampaha	OP1	1,260.00	
Alma	PEK	1,460.00	@
Alma	PEK1	1,550.00	@

UVA MEDIUM			
Dickwella	BOP	890.00	
Demodera 'S'	BOPSp	1,040.00	
Halpewatte Uva	BOPF/BOPFSp	1,220.00	
Telbedde	BOP1	1,650.00	
Halpewatta Uva	FBOP/FBOP1	1,440.00	
High Spring	FBOPF/FBOPF1	1,380.00	
Telbedde	OP/OPA	1,020.00	
Tinioya	OP1	1,500.00	
Misty-Uva	PEK/PEK1	1,420.00	
UVA HIGH			
Bandaraeliya	BOP	940.00	
Aislaby	BOP	940.00	
Ranaya	BOPSp	1,000.00	@
Bandaraeliya	BOPF/BOPFSp	870.00	
Ranaya	BOP1	1,700.00	@
Uva Highlands	FBOP/FBOP1	1,320.00	
Ranaya	FBOP/FBOP1	1,300.00	@
Craig	FBOPF/FBOPF1	980.00	
Spring Valley	OP	1,000.00	
Mount Uva	OPA	940.00	@
Gonamotawa	OPA	940.00	
Spring Valley	OPA	940.00	
Craig	OP1	1,460.00	
Mount Uva	PEK	1,380.00	@
Craig	PEK1	1,420.00	
UNORTHODOX HIGH			
Ulugedara CTC	PF1	1,020.00	@
Dunsinane CTC	BPS	900.00	
UNORTHODOX MEDIUM			
Donside CTC	PF1	1,080.00	
Donside CTC	BP1	880.00	
Donside CTC	BPS	1,060.00	
UNORTHODOX LOW			
Kalubowitiyana CTC	PF1	1,180.00	@
Kalubowitiyana CTC	BP1	980.00	
Lantern Hill CTC	BPS	740.00	

TOP PRICES - SALE NO. 21 OF 30TH / 31ST MAY 2023

LOW GROWN				DUSTS			
Pothotuwa	BOP1	2,450.00		Wattegodde	DUST1	1,400.00	
Hidellana	BOP1	2,450.00		Hingalgoda CTC	PD	1,080.00	
Sithaka	BOP1	2,450.00					
Pothotuwa	OP1	3,200.00		PREMIUM FLOWERY			
Nilgiri	OP1	3,100.00	@	Moragalla 'A1'	FBOPFSp	1,950.00	
Green Lanka	OP	1,650.00		Nilgiri	FBOPFExSp	4,600.00	@
Mulatiyana Hills	OP	1,460.00	@	Nildiya Valley	FBOPFExSp1	3,500.00	
Magedara	OPA	1,700.00					
Lumbini	OPA	1,500.00		OFF GRADES			
New Mahendra	OPA	1,500.00		Holyrood	FGS/FGS1	880.00	
A C U Super	OPA	1,440.00	@	Mattakelle	FGS/FGS1	880.00	
Lumbini	PEK	2,300.00		Forest Creek	FGS/FGS1	850.00	
Liyonta	PEK	2,300.00		Forest Creek	FGS/FGS1	830.00	@
Nilgiri	PEK	2,200.00	@	Mattakelle	FGS/FGS1	830.00	
Nilrich	PEK	2,050.00	@	Dessford	FGS/FGS1	830.00	
Himara	PEK	2,050.00	@	Strathdon CTC	PF	810.00	
Yalta	PEK	2,050.00	@	Gunawardena	BM	880.00	
New Mahendra	PEK	2,050.00		Kurunduwatta	BM	860.00	
Fortune	PEK	2,050.00		Talangaha	BM	840.00	@
Green House	PEK	2,050.00		Hidellana	BP	980.00	
Galatara	PEK1	2,200.00		Ury	BP	900.00	@
Hidellana	PEK1	2,200.00		Goorookoya Super	BP	900.00	
Rajjuruwatta Super	PEK1	2,150.00	@	Chandrika Estate	BOP1A	1,380.00	
A C U Super	PEK1	2,150.00	@	Liyonta	BOP1A	1,060.00	
Suduwelipothahena Super	PEK1	2,100.00	@	Aldora	BOP1A	1,060.00	
Wathurawila	BOP	2,400.00	@	Wathurawila	BOP1A	1,040.00	@
Golden Garden	BOP	2,300.00	@				
Suduwelipothahena Super	BOPSp	2,100.00	@				
Pothotuwa	BOPF	1,700.00					
Golden Garden	BOPFSp	1,200.00					
Sithaka	FBOP	2,250.00					
Sithaka	FBOP1	1,550.00					
Hidellana	FBOPF	1,200.00					
Pothotuwa	FBOPF1	1,420.00					

FUTURE SALES INFORMATION

SALE NO 22 OF 06TH / 07TH JUNE 2023

EX-ESTATE	H/M-OFF GR & DUST	LEAFY/ SEMI LEAFY/ TIPPY/PREM & BOP1A
AS	Eastern Brokers Ltd	Bartleet Produce Marketing (Pvt) Ltd
FW	John Keells PLC	Lanka Commodity Brokers
EB	Ceylon Tea Brokers PLC	John Keells PLC
CTB	Bartleet Produce Marketing (Pvt) Ltd	Ceylon Tea Brokers PLC
JK	Asia Siyaka Commodities PLC	Eastern Brokers Ltd
LC	Lanka Commodity Brokers	Asia Siyaka Commodities PLC
BC	Mercantile Produce Brokers (Pvt) Ltd	Forbes & Walker Tea Brokers (Pvt) Ltd
MC	Forbes & Walker Tea Brokers (Pvt) Ltd	Mercantile Produce Brokers (Pvt) Ltd

Buyers Prompt: 13.06.2023

Sellers Prompt: 14.06.2023

AWAITING SALE - CATALOGUE DETAILS

	SALE OF 06TH / 07TH JUNE 2023		SALE OF 13TH / 14TH JUNE 2023	
	LOTS	QTY(KGS)	LOTS	QTY(KGS)
EX-ESTATE	916	1,048,014	943	1,087,040.0
HIGH AND MEDIUM	1,891	936,920	1,831	899,467
LOW GROWN (LEAFY)	2,462	1,083,363	2,553	1,173,251
LOW GROWN (SEMI LEAFY)	1,798	830,655	1,683	763,960
LOW GROWN (TIPPY)	1,828	900,894	1,749	863,697
OFF GRADES+BOP1A	2,557	1,367,269	2,542	1,397,482
DUSTS	718	736,554	702	736,898
PREMIUM FLOWERY	244	43,040	241	43,999
TOTAL	12,414	6,946,709	12,244	6,965,794
MAIN SALE & EX ESTATE CLOSED ON	18TH MAY 2023		25TH MAY 2023	

SALE NO. 24 – 20TH/ 21ST JUNE 2023

Ex-Estate catalogue and Main Sale catalogues are scheduled to be closed on the 01st June 2023.

SALE NO. 25 – 27TH/ 28TH JUNE 2023

Ex-Estate catalogue and Main Sale catalogues are scheduled to be closed on the 08th June 2023.

SALE NO. 26 – 04TH/ 05TH JULY 2023

Ex-Estate catalogue and Main Sale catalogues are scheduled to be closed on the 15th June 2023.

ELEVATION WISE – STATISTICS – COLOMBO AUCTION AVERAGES

ELEVATION	LAST WEEK	WEEK BEFORE LAST	LAST YEAR	YEAR BEFORE
	(RS)	(RS)	(RS)	(RS)
	Sale- 23.05.2023	Sale- 16.05.2023	Corres 2022	Corres 2021
Uva High	839.51	929.84	928.54	533.36
Western High	922.36	994.93	968.83	570.98
CTC High	845.28	860.88	790.96	494.74
Total High Grown	894.63	971.43	954.81	558.37
Uva Medium	874.54	953.67	1056.68	540.34
Western Medium	844.84	914.62	986.49	522.98
CTC Medium	810.76	834.83	795.25	484.88
Total Medium Grown	855.05	928.28	1009.50	528.58
Orthodox Low	1065.70	1160.03	1444.97	642.49
CTC Low	854.02	911.26	957.43	499.28
Total Low Grown	1054.04	1146.25	1416.69	635.19
TOTAL	980.64	1067.57	1239.57	598.05

ELEVATION	LAST WEEK	WEEK BEFORE LAST	LAST YEAR	YEAR BEFORE
	(\$)	(\$)	(\$)	(\$)
	Sale- 23.05.2023	Sale- 16.05.2023	Corres 2022	Corres 2021
Uva High	2.74	2.97	2.58	2.67
Western High	3.02	3.18	2.70	2.86
CTC High	2.76	2.75	2.20	2.48
Total High Grown	2.92	3.11	2.66	2.80
Uva Medium	2.86	3.05	2.94	2.71
Western Medium	2.76	2.93	2.74	2.62
CTC Medium	2.65	2.67	2.21	2.43
Total Medium Grown	2.80	2.97	2.81	2.65
Orthodox Low	3.48	3.71	4.02	3.22
CTC Low	2.79	2.91	2.66	2.50
Total Low Grown	3.45	3.67	3.94	3.18
Weekly Total (USD)	3.21	3.41	3.45	3.00
Exchange Rate (LKR)	305.88	312.64	359.44	199.67

ELEVATION	TODATE	TODATE	TODATE	TODATE	TODATE	TODATE
	2021	2022	2023	2021	2022	2023
	(RS)	(RS)	(RS)	(\$)	(\$)	(\$)
Uva High	575.75	884.34	1130.04	2.95	3.29	3.33
Western High	623.34	881.20	1328.66	3.19	3.28	3.92
CTC High	551.30	724.98	1150.72	2.82	2.70	3.39
Total High Grown	610.13	882.16	1270.86	3.12	3.28	3.75
Uva Medium	588.29	935.60	1123.30	3.01	3.48	3.31
Western Medium	570.03	800.00	1106.95	2.92	2.98	3.26
CTC Medium	529.81	658.93	1063.89	2.71	2.45	3.14
Total Medium Grown	575.35	841.96	1112.08	2.94	3.14	3.28
Orthodox Low	675.21	1088.94	1394.63	3.45	4.05	4.11
CTC Low	522.56	695.60	1004.83	2.67	2.59	2.96
Total Low Grown	665.67	1060.94	1372.79	3.41	3.95	4.05
TOTAL	638.98	986.47	1310.15	3.27	3.67	3.86

Cumulative Sale Averages – 1 USD= Rs. (Monthly Weighted Average) 195.45 268.55 339.27

(Source: MSL/ CBSL)

WORLD TEA PRODUCTION (IN MILLION KILOS)

Country	Month	Month		To-date		Diff (+/-)
		2022	2023	2022	2023	2022 vs 2023
Sri Lanka	Apr	22.9	24.7	86.2	84	-2.2
Malawi	Apr	7.07	5.9	25.9	24.9	-1
Bangladesh	Mar	1.59	2.06	2.13	2.47	0.34
North India	Mar	52.2	63.4	54.4	66.4	12.4
South India	Mar	16.3	13.8	47.1	40.4	-6.8
Kenya	Feb	40.96	32.73	89.79	87.65	-2.14

(Source: Africa Tea Brokers/National Brokers Ltd)

MOMBASA AUCTION OF 29TH/ 30TH & 31ST MAY 2023

Lower demand with prices at irregularly easier levels for the 231,219 packages (15,475,701.00 kilos) on offer; 36.29% were neglected.

Egyptian Packers, Yemen and other Middle Eastern countries maintained activity while Bazaar, Pakistan Packers and Afghanistan showed less enquiry. UK were active but showed selective interest following quality with reduced support from Russia. Kazakhstan, other CIS states, Iran and Sudan were quiet. Local Packers showed less interest while Somalia maintained activity at the lower end of the market.

BP1: Were firm to USC14 below last levels where sold. Brighter - Steady at reserve prices to USC8 easier. Mediums - A few KTDA medium teas were steady at previous levels while many remained unsold. Plantation mediums were firm to USC6 dearer with select invoices advancing by USC12. Lower Medium - Were irregularly easier by up to USC24. Plainer - Shed up to USC18 but a few gained up to USC16.

PF1: Best - Irregular ranging between steady to USC20 dearer to easier by up to USC17. Brighter - Varied between firm to USC2 dearer to easier by up to USC6. Mediums - KTDA mediums were mostly steady at reserve levels but a few teas advanced by up to USC6 while plantation mediums lost up to USC22. Lower Medium - Were irregular and varied between firm to USC19 dearer to USC20 below previous levels. Plainer - Saw irregular interest with some lines appreciating by up to USC10 while more teas were firm to easier by up to USC21.

PDUST: Best - Saw irregular interest ranging between firm to USC16 dearer with select invoices advancing by up to USC30 to USC8 below previous levels. Brighter - Were steady to dearer by up to USC6. Mediums - KTDA mediums were irregular and varied between firm to USC6 dearer to easier by a similar margin while plantation mediums were steady to USC8 below last prices. Lower Medium - Ranged between USC16 dearer to easier by up to USC12. Plainer - Were irregular varying between firm to USC23 dearer to easier by up to USC16.

DUST1: Best - Were mostly easier by up to USC10 but a few teas advanced by up to USC3. Brighter - Varied between steady to USC4 dearer to easier by up to USC8. Mediums - KTDA mediums were irregular at firm to USC12 dearer to easier by up to USC9 with a number of lines neglected. Plantation mediums ranged between steady to USC16 dearer to easier by up to USC22. Lower Medium - Varied between USC12 dearer to USC18 below last prices. Plainer - Met improved competition at steady to dearer by up to USC27.

SECONDARY GRADES (S1): In the Secondary Catalogues, BPs eased with PFs firm. Clean well sorted coloury Fannings held value with similar DUSTs steady. Other Fannings sold at about previous rates while DUSTs were firm. BMFs were readily absorbed.

(Courtesy - Africa Tea Brokers Limited)

GUWAHATI AUCTION OF 30TH MAY 2023

Fair demand. (Parcon 51%) Improved liquoring teas are well competed for and selling at occasionally dearer levels. Remainder irregular and tending easier in line following quality. Browner / Plainer teas were often discounted. HUL and TCPL selective. Western India operating on better liquoring teas. Fair support from remaining internal segments. Exporters operating selectively on larger brokens.

(Courtesy - Associated Brokers (Pvt) Ltd., Guwahati)

BANGLADESH AUCTION OF 29TH MAY 2023

CTC LEAF: 36,179 packages of Current Season teas on offer met with fairly good demand which slackened towards the end.

BROKENS: A few improved invoices were well competed for and were generally dearer whilst good/ mediums were about steady. However, plain varieties saw a little less demand and were easier with more withdrawals. BLF teas saw a fair demand at around last but there were withdrawals.

FANNINGS: A few brighter liquoring teas were a slightly dearer market following competition whilst all others eased further in line with quality and there were more withdrawals in this category. BLF teas saw a fair demand at around last but there were withdrawals.

CTC DUST: 9,630 packages of Current Season teas on offer met with good demand. Good liquoring Dusts sold at around last levels. Their mediums were irregularly easier closely following quality. Plain/BLF

Dusts also met with lower demand and faced more withdrawals compared to last. Blenders lent good support along with fair support from the Loose tea buyers.

COMMENTS: Market commenced on a fairly strong note with prices generally firm to touch dearer for improved invoices. However, other varieties saw lesser demand with easing rates and more withdrawals. Blenders were little more active this week particularly for the better teas. There was a limited interest from the Loose tea buyers. With the advent of better liquoring teas, plainer varieties were discounted further and there were heavy withdrawals owing to lack of interest from the buyers. Dusts were an easier market.

(Courtesy - National Brokers Limited)

KOLKATA AUCTION OF 30TH / 31ST MAY 2023

Good demand for improved liquoring Assams selling in line with quality. Fair demand for the remainder which are selling at easier levels. Dooars are selling at irregularly easier levels. W I operating . HUL operating . TCPL operating . Based on PAR, CB's Catalogue.

(Courtesy - Associated Brokers Pvt. L.td, Kolkata)

MALAWI AUCTION OF 31ST MAY 2023

There was good but selective demand at firm rates for the 5240 packages on offer.

BP1 - neglected.

PF1 - Bright and mediums were firm on last with lower types taken out.

PD - Received no interest.

D1 - Tended firm to 2 USC dearer.

PF1SC - Met selective demand at firm rates were sold.

F1/F2 - Well competed for and fetched up 7USC dearer on last.

(Courtesy - Tea Brokers Central Africa Limited)

JAKARTA AUCTIONS

The above market report details were not available at the time of printing of this publication.