



**Ceylon Tea
Brokers**

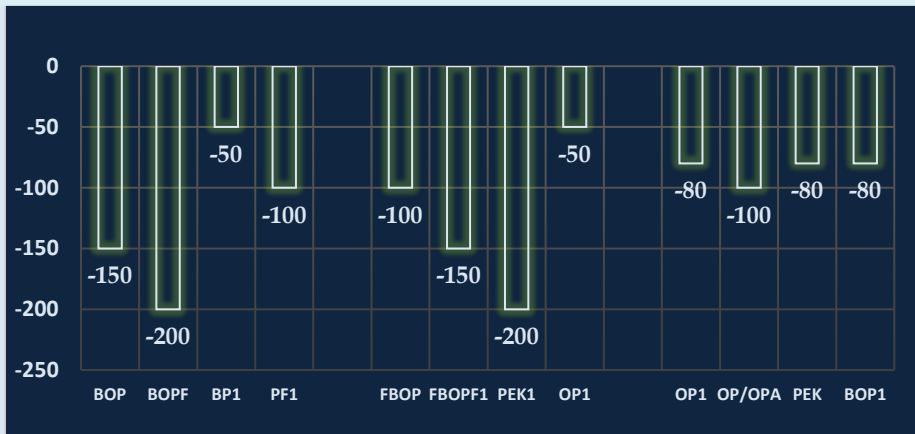


MARKET SNAPSHOT

SALE NO. 19 OF 16TH / 17TH MAY 2023

CEYLON TEA BROKERS PLC
Level 7, Millenium House, No.46/58, Nawam Mawatha, Colombo 2
Tel: 011-460777 Fax: 011-4607788
Email: general@ceylontebrokers.com
Web: www.ceylontebrokers.com

All-round met with lower demand.



EX-ESTATE

MEDIUM

LOW GROWN

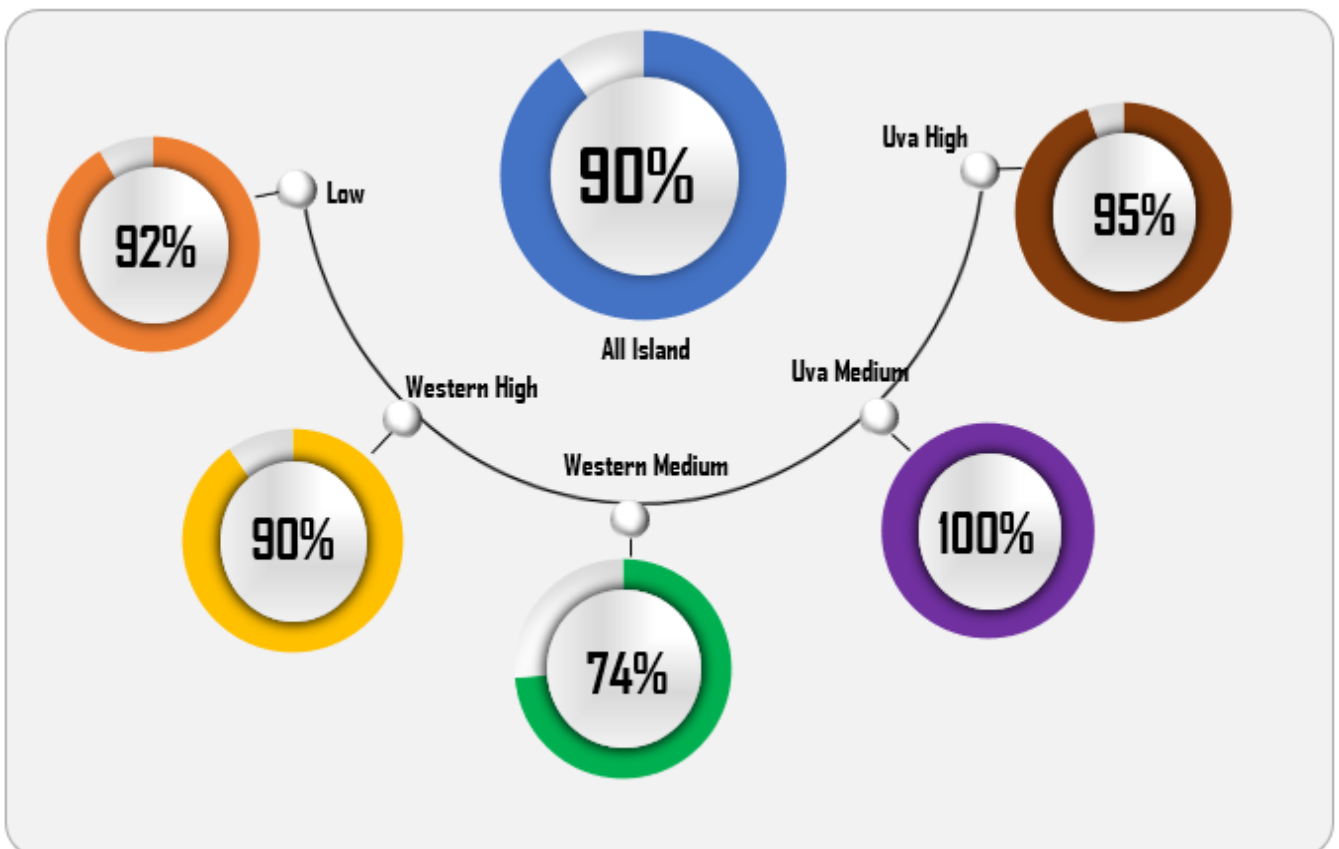
Currency - 17th May
LKR/USD 302.43

May (02nd Sale)
Rs. 1,142.52
USD \$ 3.62

Elevation Average

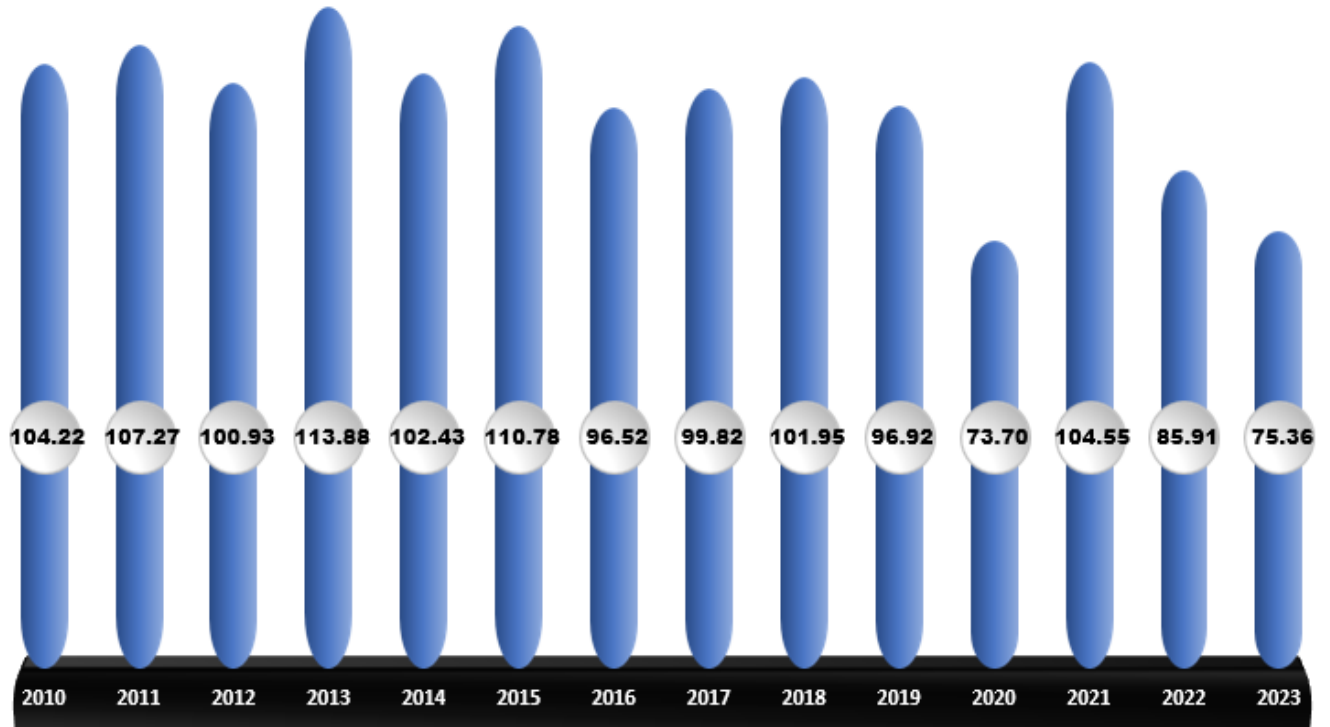
ELV	RS	USD
High	1,125.26	\$ 3.45
Medium	995.57	\$ 2.97
Low	1,190.87	\$ 3.65

COMPOSITION OF ELEVATION WISE ORTHODOX TEA SOLD QUANTITY
YTD APRIL – 2023



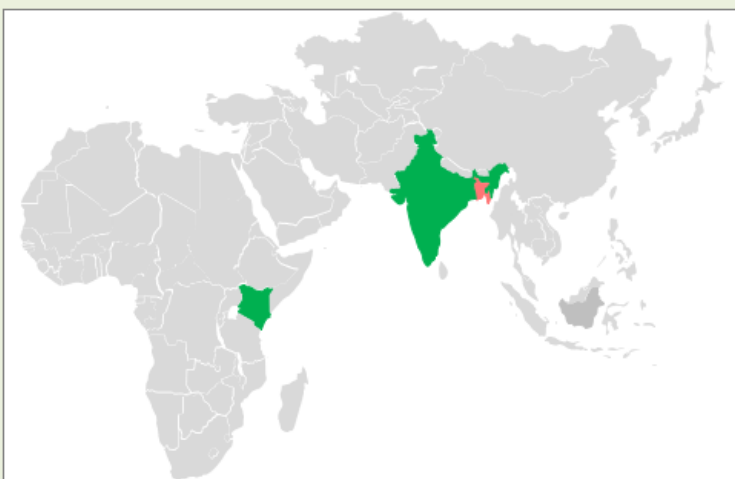
(Source: MSL)

**YEARLY SRI LANKAN TEA PRODUCTION QUANTITY (IN MN KG)
YTD APRIL (2010 – 2023)**



(Source: SLTB)

MARKET MOVEMENT AT INTERNATIONAL AUCTION CENTERS THIS WEEK



India



Bangladesh



Kenya



Indonesia market report details were not available at the time of printing this publication

COMMENTS

Sale	Ex-Estate		Low Grown (Leafy/Tippy)		Total	
	Qty	Demand	Qty	Demand	Qty	Demand
19	1.1 MKgs	Lower	3.0 Mkgs	Lower	7.2 Mkgs	Lower

WESTERN				
	SELECT BEST	BEST	BELOW BEST	PLAINER
BOP	↓ 100/-	↓ 150/-	↓ 200/-	↓ 200/-
BOPF	↓ 100/-	↓ 150/-	↓ 200/-	↓ 200/-

	NUWARA ELIYA	UDA PUSSELLAWA	UVA
BOP	Irregular	↓ 150/-	↓ 100/-
BOPF	↓ 50/-	↓ 200/-	↓ 150/-

	HIGH	MEDIUM	LOW
BP1	↓ 100/-	↓ 100/-	↓ 50/-
PF1	↓ 100/-	↓ 150/-	↓ 100/-

HIGH & MEDIUM				
	SELECT BEST	BEST	BELOW BEST	OTHERS
BOP1	Firm	↓ 50/-	↓ 100/-	↓ 100/-
OP1	↓ 50/-	Firm	Firm	Firm
FBOP	↓ 50/-	↓ 100/-	↓ 150/-	↓ 50/-
FBOPF1	↓ 100/-	↓ 100/-	↓ 100/-	↓ 50/-
PEK	↓ 200/-	↓ 150/-	↓ 150/-	↓ 100/-
PEK1	↓ 200/-	↓ 150/-	↓ 150/-	↓ 50/-
OP/OPA	↓ 150/-	↓ 50/-	↓ 50/-	↓ 50/-

LEAFY / SEMI LEAFY				
	SELECT BEST	BEST	BELOW BEST	OTHERS
OP1	↓ 80/-	↓ 80/-	↓ 70/-	↓ 60/-
BOP1	↓ 100/-	↓ 80/-	↓ 80/-	↓ 80/-
OP/OPA			↓ 100/-	
PEK			↓ 80/-	
PEK1			↓ 100/-	

SMALL LEAF / TIPPY				
FBOP	↓ 300/-	↓ 100/-	↓ 80/-	↓ 50/-
FBOP1	↓ 150/-	↓ 100/-	↓ 100/-	↓ 80/-
FBOPF1	↓ 100/-	↓ 80/-	↓ 80/-	↓ 60/-

PREMIUM FLOWERY		
	FBOPFEXSP	FBOPFSP
Select Best	↑ 100-200/-	↓ 200/-
Best	Firm	↓ 100-150/-
Below Best	↓ 100/-	↓ 200/-
Others	↓ 150/-	↓ 300/-



Crude Oil
As at 17th May 2023 – USD 75.36



Mombasa Auction
Fair general demand.

Sri Lanka Tea Exports - Total quantity of tea exported for the month of April 2023 including Re-Exports with imported Tea amounted to 16.17 Mn/kg, recording a decline of -2.13 Mn/kg (-11.63%) compared to the same period last year. The FOB price per Kg for the month was LKR 1,856.62 vis-à-vis LKR 1,404.51 (LKR +452.11). Total export earnings recorded an increase of LKR 4.32 billion (16.82%) in 2023 as against the same month last year.

(Please refer page no.15 -17 for more details)

HOLIDAY NOTICE - CEYLON TEA BROKERS

Please note that our **Head Office will be closed half day for business on Friday, 19th May 2023 (an additional half-holiday)** in lieu of day following Vesak Full Moon Poya has fallen on Saturday 06th May, 2023.

Kindly note our Sample Room and warehouse will be working as usual.

CURRENCY BOARD – AS AT 17TH MAY 2023

	United States Dollars (USD)		European Community Euro (EUR)		United Kingdom pounds (GBP)	
	Corresponding		Corresponding		Corresponding	
	2023	2022	2023	2022	2023	2022
Sri Lankan Rupee	302.43	354.77	327.47	371.18	376.68	439.40

(Courtesy - Central Bank of Sri Lanka)

Indian Rupee	82.26	77.57	89.45	80.81	102.86	95.15
Kenyan Shilling	136.35	115.30	148.27	120.11	170.50	141.43
Bangladesh Taka	106.40	85.13	115.71	88.68	133.06	104.43
Indonesian Rupiah	14,825.50	14,653.90	16,122.10	15,265.20	18,539.40	17,975.00
Malawi Kwacha	1,017.68	803.38	1,106.69	836.89	1,272.62	985.45
Vietnam Dong	23,448.50	23,090.30	25,499.30	24,053.60	29,322.60	28,323.40

(Courtesy - Oanda Corporation)

SRI LANKA RUPEE AGAINST US DOLLAR

TIME PERIOD 11/05/2023 TO 17/05/2023 (SPOT / BUYING RATE)

11/05/2023	308.66	15/05/2023	306.19	17/05/2023	302.43
12/05/2023	306.39	16/05/2023	305.43		

(Courtesy - Central bank of Sri Lanka)

QUANTITY SOLD DURING THE PERIOD 08TH – 13TH MAY 2023

	2023		2022	
	WEEKLY	TODATE	WEEKLY	TODATE
PRIVATE SALES	98,952.00	1,804,679.41	53,222.00	1,138,862.50
PUBLIC AUCTION	5,368,144.00	82,424,017.50	5,346,752.00	90,519,100.50
FORWARD CONTRACTS	62,880.00	1,134,968.00	-	591,640.00
DIRECT SALES	-	-	-	-
TOTAL	5,529,976.00	85,363,664.91	5,399,974.00	92,249,603.00
BMF EXCLUDED FROM PRIVATE SALE	113,455.00	876,976.00	73,539.00	1,983,401.00

TEA
TECH
TIPS



Roller speed, pressure application, Batten type, cone profile and duration of rolling will determine the type of dhool produced. Choose the right combination for the desired results.

CROP AND WEATHER (FOR THE PERIOD 08TH – 14TH MAY 2023)

The Western planting districts experienced dull conditions with evening showers whilst Nuwara Eliya's reported sunny mornings followed by overcast conditions. The Department of Meteorology forecasts heavy showers in both regions.

The Uva/Udapussellawa's reported bright weather throughout.

The Low Grown districts reported gloomy conditions with rain. Heavy showers are to be expected in the Ruhuna and Sabaragamuwa regions.

The Western's reported a slight decline. The Nuwara Eliya and the Uva/udapussellawa's maintained their crop intakes whilst the Low grows recorded a slight decline.

WEATHER FORECAST (FOR THE PERIOD 18TH – 24TH MAY 2023)

	Thu (18/05)	Fri (19/05)	Sat (20/05)	Sun (21/05)	Mon (22/05)	Tue (23/05)	Wed (24/05)
Galle	30°/27°C 	31°/27°C 	31°/26°C 	29°/27°C 	31°/26°C 	31°/26°C 	31°/26°C
Matara	30°/25°C 	31°/25°C 	31°/24°C 	30°/25°C 	30°/25°C 	30°/25°C 	32°/26°C
Ratnapura	30°/23°C 	30°/23°C 	30°/22°C 	29°/25°C 	30°/25°C 	30°/25°C 	32°/25°C
Hatton/ Talawakelle	25°/17°C 	24°/18°C 	25°/18°C 	25°/19°C 	24°/19°C 	24°/19°C 	25°/20°C

ORDER OF SALE THIS WEEK

EX EST	H/M-OFF GR & DUST	LEAFY/ SEMI LEAFY/ TIPPY/PREM & BOP1A
ES	Lanka Commodity Brokers	Asia Siyaka Commodities PLC
JK	Mercantile Produce Brokers (Pvt) Ltd	Forbes & Walker Tea Brokers (Pvt) Ltd
BA	Forbes & Walker Tea Brokers (Pvt) Ltd	Mercantile Produce Brokers (Pvt) Ltd
CTB	Eastern Brokers Ltd	Eastern Brokers Ltd
LC	John Keells PLC	Bartleet Produce Marketing (Pvt) Ltd
AS	Ceylon Tea Brokers PLC	Lanka Commodity Brokers
FW	Bartleet Produce Marketing (Pvt) Ltd	John Keells PLC
MB	Asia Siyaka Commodities PLC	Ceylon Tea Brokers PLC

CATALOGUE	LOTS	QTY (KGS)
EX-ESTATE	965	1,114,215
HIGH AND MEDIUM	1,923	1,028,251
LOW GROWN (LEAFY)	2,356	1,105,059
LOW GROWN (SEMI LEAFY)	1,794	911,191
LOW GROWN (TIPPY)	1,966	1,029,280
OFF GRADES + BOP1A	2,345	1,263,901
DUSTS	647	672,166
PREMIUM FLOWERY	250	46,945
TOTAL	12,246	7,171,008

HIGH GROWN TEAS

BOP Best Western's declined by Rs.100-150/- per kg. Below best dropped further. Plainer sorts eased by Rs.200/- per kg and more following quality. Nuwara Eliya's were irregular and mostly easier. Uda Pussellawa's were lower by Rs.150/- per kg and at times more. Uva's declined to a lesser extent.

BOPF Best Western's were lower by Rs.100-150/- per kg. Below best eased further. Plainer types declined by Rs.200/- per kg and more as the sale progressed. Nuwara Eliya's sold at marginally easier rates. Uda Pussellawa's eased by Rs.200/- per kg. Uva's shed by Rs.200/- per kg. Uva's were lower by Rs.150/- per kg at the commencement, declined further towards the closure.

MEDIUM GROWN TEAS

BOP1/OP1 **BOP1** – Select best were firm. Best declined by Rs.50/- per kg. Below best and others were lower by Rs.100/- per kg.

OP1 – Select best were lower by Rs.50/- per kg whilst all others held firm.

OP/OPA Select best were easier by Rs.150/- per kg whilst all others were lower by Rs.50/- per kg.

PEKOE/PEKOE1 **PEK**- Select best eased by Rs.200/- per kg. Best and below best shed by Rs.150/- per kg. Others dropped by Rs.100/- per kg.

PEK1- Select best declined by Rs.200/- per kg. Best and below best were lower by Rs.150/- per kg. Others eased by Rs.100/- per kg.

FBOP/FBOPF1 **FBOP** – Select best were lower by Rs.50/- per kg. Best shed by Rs.100/- per kg. Below best eased by Rs.150/- per kg whilst the others dropped by Rs.50/- per kg.

FBOPF1 – In general, lower by Rs.100/- per kg.

CTC

HIGH GROWN **BP1** – Eased by Rs.100/- per kg.

PF1 – Shed by Rs.100/- per kg

MEDIUM GROWN **BP1** – Declined by Rs.100/- per kg and more.

PF1 – Dropped by Rs.150/- per kg and more.

LOW GROWN **BP1** – Lower by Rs.50/- per kg on average.

PF1 – Easier by Rs.100/- per kg

QUOTATIONS-HIGH GROWNS	BOP		BOPF	
BEST WESTERNS	1,100	1,240	1,200	1,320
BELOW BEST WESTERNS	1,000	1,080	1,000	1,080
PLAINER WESTERNS	920	980	900	960
NUWARA ELIYAS	1,000	1,260	1,220	1,240
UDAPUSSELLAWAS	780	1,120	750	1,060
BEST UVAS	960	1,160	1,000	1,020
OTHER UVAS	800	860	800	960
GOOD MEDIUMS	1,020	1,220	900	940
POOR MEDIUMS	750	980	720	820
QUOTATIONS – UNORTHODOX	BP1		PF1	
(CTC) CTC (High & Medium)	900	1,040	750	1,140
CTC (Low)	1,220	1,480	840	1,200

- BOP1** In general, declined.
- OP1** A few select best were firm whilst best and below best were lower. Poorer sorts firm to lower.
- OP** Well-made varieties together with best and below best declined. Poorer types maintained.
- OPA** Select best, Best, and below best declined. Teas at the lower end were firm to lower.
- PEKOE/PEKOE1** Select best teas together with full range of bold PEK's were easier. Cleaner below best and the rest declined.
- FBOP/FBOP1** Select best and best were irregularly lower by Rs. 50-100 /- per kg. Others were Rs. 100-150/- per kg lower.
- BOP** In general, lower.
- BOPF** All-round irregular.
- FBOPF/FBOPF1** Select best and best FBOPF1's met with all-round lower demand; others were irregularly lower. FBOPF's had a lower market.

QUOTATIONS	SELECT BEST	BEST	BELOW BEST	OTHER
BOP1	1,800-2,000	1,600-1,750	1,100-1,400	800-1,100
OP1	2,600-3,350	1,800-2,300	1,500-1,700	800-1,400
OP	1,500-1,800	1,350-1,450	1,150-1,350	800-1,150
OPA	1,500-2,200	1,250-1,350	1,150-1,250	800-1,150
PEKOE	1,650-2,150	1,450-1,600	1,200-1,300	800-1,200
PEKOE1	1,750-2,250	1,450-1,600	1,200-1,300	800-1,200
FBOP1	1,650- 1,800	900-1,100	700-850	Below 650
FBOP	1,600-2,400	1,200-1,550	900-1,100	Below 850
BOP	1,250-2,650	1,100-1,200	900-1,050	Below 880
BOPF	980-1,380	850-970	750-820	Below 720
FBOPF1	1,200-1,550	980-1,100	840-960	Below 820
FBOPF	980-1,300	780-920	680-750	Below 600
FFSP/FFEXSP/FFEXSP1	1,800-2,850	1,400-1,750	1,550-1,300	Below 1,100

OFF GRADES

FGS/FGS1/PF High grown varieties eased by Rs. 180-200/- per kg. Medium and low grows declined by Rs.20-40/- per kg. CTC's gained by Rs. 20-40/- per kg.

BM/BP **BM** – Best were easier by Rs.10-20/- per kg. Below best and bottom held firm.
BP – In general lower by Rs.40-60/- per kg.

BOP1A Best varieties were firm. Below best were easier by Rs. 50 - 60/- per kg, whilst teas at the lower end maintained.

	HIGH		MEDIUM		LOW	
FNGS	670	1180	690	890	660	860
P.FGS (CTC)	980		700	870	700	890
BP	610	780	650	1060	640	1100
BM	720	890	700	780	650	1020
BOP1A	720	890	720	1060	730	1500

DUST

DUST1/PD Best and below best were lower by Rs. 100-150/- per kg and more towards the end. CTC's lost by Rs. 180-200/- per kg. Best and below best Low grows were easier by Rs. 80-100/- per kg.

DUST Cleaner secondaries and low grows were irregular.

	HIGH		MEDIUM		LOW	
PRIMARY DUSTS	1250	1700	840	950	820	960
SECONDARY DUSTS	800	1200	750	830	630	800
PDUST (CTC)	920	980	960	1180	960	1100

TOP PRICES - SALE NO. 19 OF 16TH / 17TH MAY 2023

WESTERN MEDIUM			
Dartry Valley	BOP	1,280.00	
Windsorforest	BOPSp	900.00	
Vellai Oya	BOPF/BOPFSP	940.00	
Harangalla	BOP1	2,000.00	
Harangalla	FBOP/FBOP1	2,400.00	
Dartry Valley	FBOPF/FBOPF1	1,340.00	
Cooroondoowatte	OP/OPA	1,420.00	
Doombagastalawa	OP1	1,800.00	
Hatale	OP1	1,800.00	
New Rothschild	OP1	1,700.00	@
Harangalla	OP1	1,700.00	
Dartry Valley	OP1	1,700.00	
Orange Field	OP1	1,700.00	
Craighead	PEK/PEK1	1,900.00	
Uplands	PEK/PEK1	1,900.00	
Harangalla	PEK/PEK1	1,900.00	
WESTERN HIGH			
Talawakelle	BOP	1,240.00	
Ingestre	BOP	1,240.00	
Talawakelle	BOPSp	1,180.00	
Glentilt	BOPF/BOPFSP	1,320.00	
Inverness	BOP1	1,600.00	
Inverness	FBOP/FBOP1	1,400.00	
Glenloch	FBOPF/FBOPF1	1,100.00	
Glenloch	OP/OPA	1,280.00	
Venture	OP/OPA	1,280.00	
St Andrews	OP/OPA	1,280.00	
Venture	OP1	1,600.00	
St Andrews	OP1	1,600.00	
Weddemulla	OP1	940.00	@
Weddemulla	PEK/PEK1	1,400.00	@
Venture	PEK/PEK1	1,400.00	
St Andrews	PEK/PEK1	1,400.00	
NUWARA ELIYA			
Lovers Leap	BOP	1,260.00	
Mahagastotte	BOPF/BOPFSP	1,240.00	
Kenmare	FBOP/FBOP1	1,400.00	
Kenmare	OP/OPA	1,320.00	
Court Lodge	PEK/PEK1	1,500.00	
UDA PUSSELLAWAS			
Luckyland	BOP	1,100.00	
Luckyland	BOPSp	1,120.00	
Kirklees	BOPF/BOPFSP	1,060.00	
Delmar	BOP1	1,800.00	
Alma	BOP1	980.00	@

UDA PUSSELLAWAS (CONTD)			
Delmar	FBOP/FBOP1	1,200.00	
Alma	FBOP/FBOP1	1,180.00	@
Blairlomond	FBOPF/FBOPF1	1,000.00	
Delmar	OP/OPA	1,360.00	
Alma	OP1	1,600.00	@
Alma	PEK/PEK1	1,600.00	@
UVA MEDIUM			
Halpewatta Uva	BOP	1,180.00	
High Spring	BOPSp	1,700.00	
Halpewatta Uva	BOPF/BOPFSP	1,060.00	
Halpewatte Uva	BOP1	2,600.00	
Dickwella	FBOP/FBOP1	1,480.00	
High Spring	FBOPF/FBOPF1	1,380.00	
Telbedde	OP/OPA	1,500.00	
Glen Alpin	OP1	1,900.00	
Halpewatte Uva	PEK/PEK1	1,800.00	
Tinioya	PEK/PEK1	1,800.00	
UVA HIGH			
Pitaratmalie	BOP	1,160.00	
Spring Valley	BOPSp	980.00	
Ranaya	BOPSp	900.00	@
Pitaratmalie	BOPF/BOPFSP	1,020.00	
Mahadowa	BOP1	1,700.00	
Aislaby	FBOP/FBOP1	1,600.00	
Spring Valley	FBOPF/FBOPF1	1,100.00	
Mahadowa	OP/OPA	1,320.00	
Mahadowa	OP1	1,800.00	
Ranaya	PEK/PEK1	1,700.00	@
UNORTHODOX HIGH			
Ulugedara CTC	PF1	1,140.00	
Mount Vernon CTC	BPS	1,140.00	
UNORTHODOX MEDIUM			
New Peacock CTC	PF1	960.00	
Strathdon CTC	BP1	1,120.00	
Donside CTC	BPS	1,120.00	
UNORTHODOX LOW			
Kalubowitiyana CTC	PF1	1,200.00	
Kalubowitiyana CTC	PF1	1,180.00	
Ceciliyan CTC	PF1	1,180.00	
Ceciliyan CTC	BP1	1,480.00	
Ceciliyan CTC	BPS	1,100.00	

TOP PRICES - SALE NO. 19 OF 16TH / 17TH MAY 2023

LOW GROWN			
Ceciliyan	BOP1	2,000.00	
Yalta	BOP1	1,900.00	@
Pothotuwa	OP1	3,350.00	
Dampahala	OP1	3,350.00	
Green Lanka	OP	1,800.00	
Liyonta	OPA	2,200.00	
Lumbini	PEK	2,250.00	
Lumbini	PEK	2,000.00	
Wathurawila	PEK	1,950.00	@
Brombil	PEK	1,950.00	
Sirisili	PEK	1,950.00	
Green Lanka	PEK	1,950.00	
Golden Garden	PEK1	2,250.00	
Rajjuruwatta Super	PEK1	2,200.00	@
Matuwagalla Super	PEK1	2,150.00	@
Sachitha	PEK1	2,150.00	
Mahaliyadda	BOP	2,650.00	
Sunrise	BOP	2,450.00	
Golden Garden	BOP	2,350.00	@
Andaradeniya Super	BOPSp	1,380.00	
Pothotuwa	BOPF	1,380.00	
Nawagamuwehena	BOPF	1,020.00	
Brombil	BOPF	1,000.00	@
Mahaliyadda	BOPFSp	1,300.00	
Sithaka	FBOP	2,500.00	
Gunawardena	FBOP1	1,800.00	
Aruna	FBOPF	1,300.00	
Pothotuwa	FBOPF1	1,550.00	

DUSTS			
Mattakelle	DUST1	1,700.00	
Strathdon CTC	PD	1,180.00	
PREMIUM FLOWERY			
New Deniyaya	FBOPFSp	2,050.00	
New Galagawa	FBOPFSp	2,050.00	
New Falcon Lanka	FBOPFSp	2,000.00	
Nilgiri	FBOPFSp	1,850.00	@
Lumbini	FBOPFSp	1,850.00	
Sirimewana	FBOPFExSp	2,850.00	@
New Deniyaya	FBOPFExSp1	2,650.00	
OFF GRADES			
Mattakelle	FGS/FGS1	1,180.00	
Gouravilla	FGS/FGS1	1,180.00	
Mount Vernon CTC	PF	980.00	@
Kurunduwatta	BM	1,020.00	
Hidellana	BP	1,100.00	
Chandrika Estate	BOP1A	1,500.00	
Karawita	BOP1A	1,480.00	@

FUTURE SALES INFORMATION

SALE NO 20 OF 23RD / 24TH MAY 2023

EX-ESTATE	H/M-OFF GR & DUST	LEAFY/ SEMI LEAFY/ TIPPY/PREM & BOP1A
JK	Mercantile Produce Brokers (Pvt) Ltd	Forbes & Walker Tea Brokers (Pvt) Ltd
BC	Forbes & Walker Tea Brokers (Pvt) Ltd	Mercantile Produce Brokers (Pvt) Ltd
CTB	Eastern Brokers Ltd	Bartleet Produce Marketing (Pvt) Ltd
LC	John Keells PLC	Lanka Commodity Brokers
AS	Ceylon Tea Brokers PLC	Eastern Brokers Ltd
FW	Bartleet Produce Marketing (Pvt) Ltd	John Keells PLC
MC	Asia Siyaka Commodities PLC	Ceylon Tea Brokers PLC
EB	Lanka Commodity Brokers	Asia Siyaka Commodities PLC

Buyers Prompt: 30.05.2023

Sellers Prompt: 31.05.2023

AWAITING SALE - CATALOGUE DETAILS

	SALE OF 23RD/24TH MAY 2023		SALE OF 30TH / 31ST MAY 2023	
	LOTS	QTY(KGS)	LOTS	QTY(KGS)
EX-ESTATE	947	1,085,814	915	1,030,120
HIGH AND MEDIUM	1,868	983,039	1,609	800,352
LOW GROWN (LEAFY)	2,530	1,144,665	2,157	911,590
LOW GROWN (SEMI LEAFY)	1,807	871,579	1,518	688,484
LOW GROWN (TIPPY)	1,801	897,520	1,396	685,580
OFF GRADES+BOP1A	2,527	1,406,723	2,031	1,112,470
DUSTS	673	698,389	616	638,337
PREMIUM FLOWERY	217	40,163	216	37,178
TOTAL	12,370	7,127,892	10,458	5,904,111
MAIN SALE & EX ESTATE CLOSED ON	04TH MAY 2023		11TH MAY 2023	

SALE NO. 22 – 06TH/ 07TH JUNE 2023

Ex-Estate catalogue and Main Sale catalogues are scheduled to be closed on the 18th May 2023.

SALE NO. 23 – 13TH/ 14TH JUNE 2023

Ex-Estate catalogue and Main Sale catalogues are scheduled to be closed on the 25th May 2023.

SALE NO. 24 – 20TH/ 21ST JUNE 2023

Ex-Estate catalogue and Main Sale catalogues are scheduled to be closed on the 01st June 2023.

ELEVATION WISE – STATISTICS – COLOMBO AUCTION AVERAGES

ELEVATION	LAST WEEK	WEEK BEFORE LAST	LAST YEAR	YEAR BEFORE
	(RS)	(RS)	(RS)	(RS)
	Sale- 09.05.2023	Sale- 02.05.2023	Corres 2022	Corres 2021
Uva High	1030.15	1046.11	1197.06	565.03
Western High	1147.00	1165.85	1164.51	594.41
CTC High	948.56	1037.60	1046.80	508.85
Total High Grown	1108.53	1126.98	1176.48	584.59
Uva Medium	1018.13	1042.93	1324.92	580.15
Western Medium	963.43	985.79	1131.46	546.32
CTC Medium	922.87	963.00	932.79	511.32
Total Medium Grown	983.58	1005.91	1202.70	558.11
Orthodox Low	1200.04	1217.13	1655.31	656.33
CTC Low	966.91	979.24	1103.80	516.51
Total Low Grown	1188.50	1203.83	1613.19	649.94
TOTAL	1132.97	1155.94	1438.64	617.08

ELEVATION	LAST WEEK	WEEK BEFORE LAST	LAST YEAR	YEAR BEFORE
	(\$)	(\$)	(\$)	(\$)
	Sale- 09.05.2023	Sale- 02.05.2023	Corres 2022	Corres 2021
Uva High	3.23	3.25	3.28	2.83
Western High	3.60	3.63	3.19	2.98
CTC High	2.98	3.23	2.87	2.55
Total High Grown	3.48	3.51	3.23	2.93
Uva Medium	3.20	3.24	3.63	2.91
Western Medium	3.02	3.07	3.10	2.74
CTC Medium	2.90	3.00	2.56	2.56
Total Medium Grown	3.09	3.13	3.30	2.80
Orthodox Low	3.77	3.79	4.54	3.29
CTC Low	3.04	3.05	3.03	2.59
Total Low Grown	3.73	3.75	4.42	3.26
Weekly Total (USD)	3.56	3.60	3.94	3.09
Exchange Rate (LKR)	318.52	321.44	364.76	199.51

ELEVATION	TODATE	TODATE	TODATE	TODATE	TODATE	TODATE
	2021	2022	2023	2021	2022	2023
	(RS)	(RS)	(RS)	(\$)	(\$)	(\$)
Uva High	581.32	870.47	1177.42	2.97	3.24	3.43
Western High	629.02	865.35	1381.73	3.22	3.22	4.03
CTC High	557.12	711.79	1195.04	2.85	2.65	3.49
Total High Grown	616.12	866.87	1324.08	3.15	3.23	3.86
Uva Medium	593.85	912.36	1162.82	3.04	3.40	3.39
Western Medium	574.95	772.84	1143.11	2.94	2.88	3.33
CTC Medium	534.58	642.70	1100.24	2.74	2.39	3.21
Total Medium Grown	580.38	815.92	1149.19	2.97	3.04	3.35
Orthodox Low	678.54	1040.74	1431.52	3.47	3.88	4.18
CTC Low	523.62	666.10	1018.95	2.68	2.48	2.97
Total Low Grown	668.62	1013.52	1408.27	3.42	3.77	4.11
TOTAL	643.15	949.81	1350.68	3.29	3.54	3.94

Cumulative Sale Averages – 1 USD= Rs. (Monthly Weighted Average) 195.45 268.55 342.85

(Source: MSL/ CBSL)

WORLD TEA PRODUCTION (IN MILLION KILOS)

Country	Month	Month		To-date		Diff (+/-)
		2022	2023	2022	2023	2022 vs 2023
Sri Lanka	Mar	22	21.3	63.3	58.5	-4.8
Malawi	Mar	7.1	6.5	18.9	19.1	0.2
Bangladesh	Mar	1.59	2.06	2.13	2.47	0.34
North India	Mar	52.2	63.4	54.4	66.4	12.4
South India	Mar	16.3	13.8	47.1	40.4	-6.8
Kenya	Feb	40.96	32.73	89.79	87.65	-2.14

(Source: Africa Tea Brokers/National Brokers Ltd)

MOMBASA AUCTION OF 15TH/ 16TH & 17TH MAY 2023

Fair general demand at irregular levels following quality for the 230,069 packages (15,413,602.00 kilos) on offer; 39.99% were neglected.

Bazaar showed more support with Afghanistan and Egyptian Packers maintaining useful interest. UK were active but selective while Pakistan Packers, Yemen, other Middle Eastern countries, Kazakhstan, other CIS states and Russia showed reduced activity. Sudan and Iran were absent with less enquiry from Local Packers. Somalia maintained activity at the lower end of the market.

BP1: Best - Irregular enquiry ranging between steady to USC23 dearer to easier by up to USC40. Brighter - Varied between firm to USC11 above previous levels to USC7 easier and select lines were discounted by USC40. Mediums - KTDA mediums were steady at reserve prices were sold with many lines neglected while plantation mediums shed up to USC27. Lower Mediums - Firm to irregularly easier by up to USC30. Plainer - Were irregular at steady to USC6 dearer for some teas to mostly easier by up to USC12.

PF1: Best - Varied between firm to USC8 dearer to easier by a similar margin. Brighter - Were steady to USC5 easier with a few select lines advancing by USC8. Mediums - KTDA mediums were firm to USC12 below previous levels with plantation mediums irregular ranging between USC14 dearer to USC11 below last prices. Lower Mediums - Met irregular interest varying between steady to USC18 dearer to easier by up to USC11. Plainer - Irregular ranging between firm to USC12 above previous rates with select invoices appreciating by USC24 to easier by USC17.

PDUST: Best - Ranged between steady to USC15 dearer to easier by up to USC10. Brighter - Met irregular activity at firm to USC7 above previous levels to easier by up to USC12. Mediums - Most KTDA mediums held value with only a few teas irregular varying between USC2 dearer and select invoices advanced by up to USC13 to easier by up to USC8. Plantation mediums were well competed for and appreciated by up USC14. Lower Medium - Gained up to USC14 but a few lines shed up to USC16. Plainer - Saw good but irregular interest with most teas appreciating by up to USC23 while some invoices were easier by up to USC12.

DUST1: Best - Most teas advanced by up to USC21 with a few lines easier by up to USC11. Brighter - Were firm to USC7 dearer to easier by up to USC6. Mediums - KTDA mediums were irregular ranging between steady to USC5 dearer to easier by up to USC13 where sold. Plantation mediums varied between firm to USC14 dearer for most lines to easier by up to USC12. Lower Medium - Were irregular ranging between USC19 dearer to easier by up to USC14. Plainer - Firm to USC18 dearer.

SECONDARY GRADES (S1) - In the Secondary Catalogues, BPs eased with PFs firm. Clean well sorted coloury Fannings held value while similar DUSTs were discounted. Other Fannings were easier with DUSTs about firm. BMFs were discounted.

(Courtesy - Africa Tea Brokers Limited)

BANGLADESH AUCTION OF 15TH MAY 2023

CTC LEAF: 31,592 packages of Current Season & 767 packages of Old Season teas on offer met with less demand at easier rates with more withdrawals.

BROKENS: Blackish, well made varieties met with a fairly good demand with prices easing further over last. Medium varieties also met with a fairly good demand and were again easier over last. Plainer varieties eased further and witnessed more withdrawals. BLF teas met with little less interest at slightly easier rates and witnessed more withdrawals.

FANNINGS: Best Fannings met with a fairly good demand but prices dropped further upto Tk.10/- and more. Medium varieties met with a fairly good demand but prices eased further by upto Tk.10/- and more. Plainer varieties saw less demand at easier rates and more withdrawals. BLF teas met with little less interest at slightly easier rates and witnessed more withdrawals.

CTC DUST: 8,168 packages of Current Season & 167 packages of Old Season teas on offer met with fair demand. Good liquoring Dusts sold at easier levels closely following quality. Mediums followed a similar trend. Plain and BLF Dusts were also an easier market and witnessed a drop in price level with fair withdrawals. Blenders lent strong support with fair interest from the Loose tea buyers.

COMMENTS: There was more tea on offer this week which met with a fair interest. With the progress of sale it was evident that demand had slackened and as a result there were higher withdrawals. Blenders lent fairly similar support whilst Loose tea buyers were much less active. Dusts were an easier market. It was noteworthy that quality again showed a gradual decline.

(Courtesy - National Brokers Limited)

MALAWI AUCTION OF 17TH MAY 2023

There was improved demand at generally firm to easier rates for the 8200 packages on offer.

BP1 - taken out without bids.

PF1 - Bright liquoring invoices were firm to 10 USC dearer, mediums were firm to 2 USC easier.

PF1SC - Tended firm to 1USC easier where sold.

PD not supported.

D1 - Few lines sold at 5USC easier on last, balance taken out under bids. Secondaries received improved interest at firm to 5USC dearer.

(Courtesy - Tea Brokers Central Africa Limited)

KOLKATA / JAKARTA / GUWAHATI AUCTION

The above market report details were not available at the time of printing of this publication.

SRI LANKA TEA EXPORTS - APRIL 2023

Description	April -- 2023			April -- 2022		
	Quantity (Kg)	Value (Rs)	FOB Price per Kg	Quantity (Kg)	Value (Rs)	FOB Price per Kg
Tea in Bulk	7,538,567	11,743,663,529	1,557.81	8,351,624	10,170,326,662	1,217.77
Tea in Packets	6,512,488	11,788,854,014	1,810.19	7,738,950	10,014,884,795	1,294.09
Tea in Bags	1,736,653	4,938,941,724	2,843.94	1,748,084	4,154,624,955	2,376.67
Instant Tea	96,866	343,031,401	3,541.29	155,373	361,867,375	2,329.02
Green Tea	283,482	1,203,380,392	4,245.00	301,835	995,041,756	3,296.64
Grand Total	16,168,055	30,017,871,060	1,856.62	18,295,866	25,696,745,543	1,404.51
Approx. \$ Value		\$93,390,156.89	\$ 5.78		\$ 80,442,996.13	\$ 4.40

Description	January to April 2023			January to April 2022		
	Quantity (Kg)	Value (Rs)	FOB Price per Kg	Quantity (Kg)	Value (Rs)	FOB Price per Kg
Tea in Bulk	30,082,968	50,247,317,090	1,670.29	35,560,790	33,506,260,714	942.22
Tea in Packets	30,457,870	58,252,705,659	1,912.57	37,136,177	36,896,413,053	993.54
Tea in Bags	7,453,299	22,698,311,990	3,045.40	7,180,234	13,358,441,702	1,860.45
Instant Tea	889,695	3,327,697,883	3,740.27	790,575	1,457,349,369	1,843.40
Green Tea	1,367,558	5,715,973,123	4,179.69	1,329,197	3,424,697,416	2,576.52
Grand Total	70,251,390	140,242,005,745	1,996.29	81,996,972	88,643,162,254	1,081.05
Approx. \$ Value		\$ 407,889,351.60	\$ 5.81		\$ 362,382,214.43	\$ 4.42

FOB PRICES VS DOLLAR RATE - JAN TO APR 2023 VS 2022

Month	Year - 2023			Year - 2022		
	FOB	FOB \$	CBSL \$ Rate	FOB	FOB \$	CBSL \$ Rate
January	2,055.34	5.67	362.42	948.24	4.71	201.46
February	2,040.25	5.64	361.98	962.27	4.77	201.74
March	2,018.87	6.13	329.47	1,045.14	4.09	255.81
April	1,856.62	5.78	321.42	1,404.51	4.40	319.44

SRI LANKA TEA EXPORTS – COUNTRY WISE

Country	Apr 2023 Qty (Kg)	Apr 2022 Qty (Kg)	Diff. in Qty (M.Kg)
Turkey	8,700,375	4,530,113	4.17
Russia	7,822,780	7,369,700	0.45
Iraq	7,450,087	15,301,562	(7.85)
U.A.E.	5,239,291	7,227,856	(1.99)
Other Cis Countries	3,602,006	5,093,250	(1.49)
China	3,195,831	3,741,296	(0.55)
Libya	2,840,356	3,453,310	(0.61)
Saudi Arabia	2,260,862	2,409,477	(0.15)
Germany	2,255,948	2,477,993	(0.22)
Jordan	1,913,420	1,530,441	0.38
U.S.A.	1,713,385	1,952,916	(0.24)
Syria	1,708,602	1,808,203	(0.10)
Chile	1,676,649	2,458,245	(0.78)
Japan	1,567,624	1,481,662	0.09
Iran	1,385,509	4,426,550	(3.04)
Taiwan	1,258,278	1,424,643	(0.17)
Poland	1,116,423	1,098,218	0.02
Belgium	1,063,108	640,208	0.42
Lebanon	1,022,882	443,656	0.58
Hong Kong	984,750	1,067,971	(0.08)
Ukraine	746,810	681,942	0.06
Ireland	719,005	641,856	0.08
Israel	694,956	864,853	(0.17)
Kuwait	678,052	581,359	0.10
Australia	622,297	635,046	(0.01)
Italy	610,335	440,172	0.17
Egypt	600,257	843,683	(0.24)
Netherlands (Holland)	597,679	729,507	(0.13)
South Africa	447,219	799,980	(0.35)
U.K.	414,190	288,651	0.13
Other	5,342,424	5,552,654	(0.21)
Total	70,251,390	81,996,972	(11.75)

Source: SL Customs - Statistical Division / CBSL

SRI LANKA TEA EXPORTS – APRIL 2023

Total quantity of tea exported for the month of April 2023 including Re-Exports with imported Tea amounted to 16.17 Mn/kg, recording a decline of -2.13 Mn/kg (-11.63%) compared to the same period last year. The FOB price per Kg for the month was LKR 1,856.62 vis-à-vis LKR 1,404.51 (LKR +452.11). Total export earnings recorded an increase of LKR 4.32 billion (16.82%) in 2023 as against the same month last year.

Cumulative exports for the period January to April 2023 including Re-Exports with imported Tea amounted to 70.25 Mn/kg, showing a decline of -11.75 Mn/Kg (-14.32%) compared to last year. The FOB price per Kg for January to April 2023 recorded LKR 1,996.29 vis-à-vis LKR 1,081.05 for the corresponding period in 2022 (LKR +915.24). Total export value for the period under reference showed an increase of LKR 51.60 billion (58.21%) compared to 2022.

Equivalent USD export earnings for the cumulative period January to April 2023 amounted to approximately USD 407.89 million compared with 362.38 million in the same period last year showing an increase of approximately USD 45.51 Million.

Country wise analysis of exports reveals that Turkey has emerged as the largest export destination from Sri Lanka followed by Russia and Iraq.