



**Ceylon Tea
Brokers**

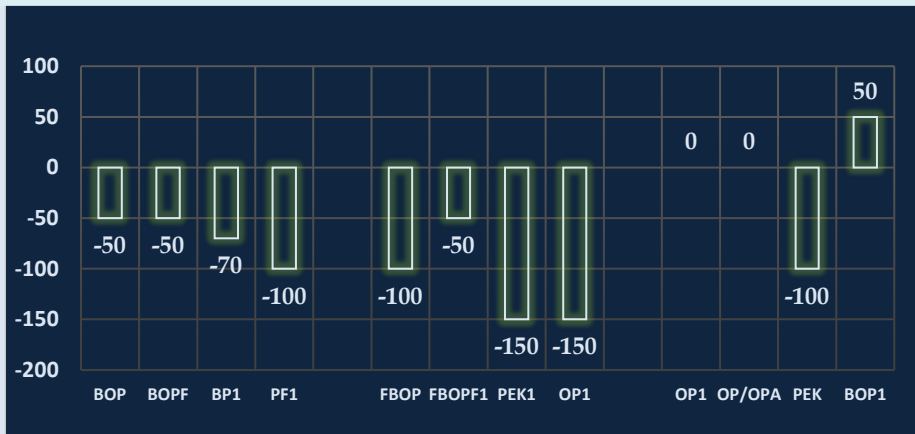


MARKET SNAPSHOT

SALE NO. 18 OF 09TH / 10TH MAY 2023

CEYLON TEA BROKERS PLC
Level 7, Millenium House, No.46/58, Nawam Mawatha, Colombo 2
Tel: 011-460777 Fax: 011-4607788
Email: general@ceylontebrokers.com
Web: www.ceylontebrokers.com

There was fair demand for Ex-Estate at easier rates whilst improved demand prevailed for Low Grown.



EX-ESTATE **MEDIUM** **LOW GROWN**

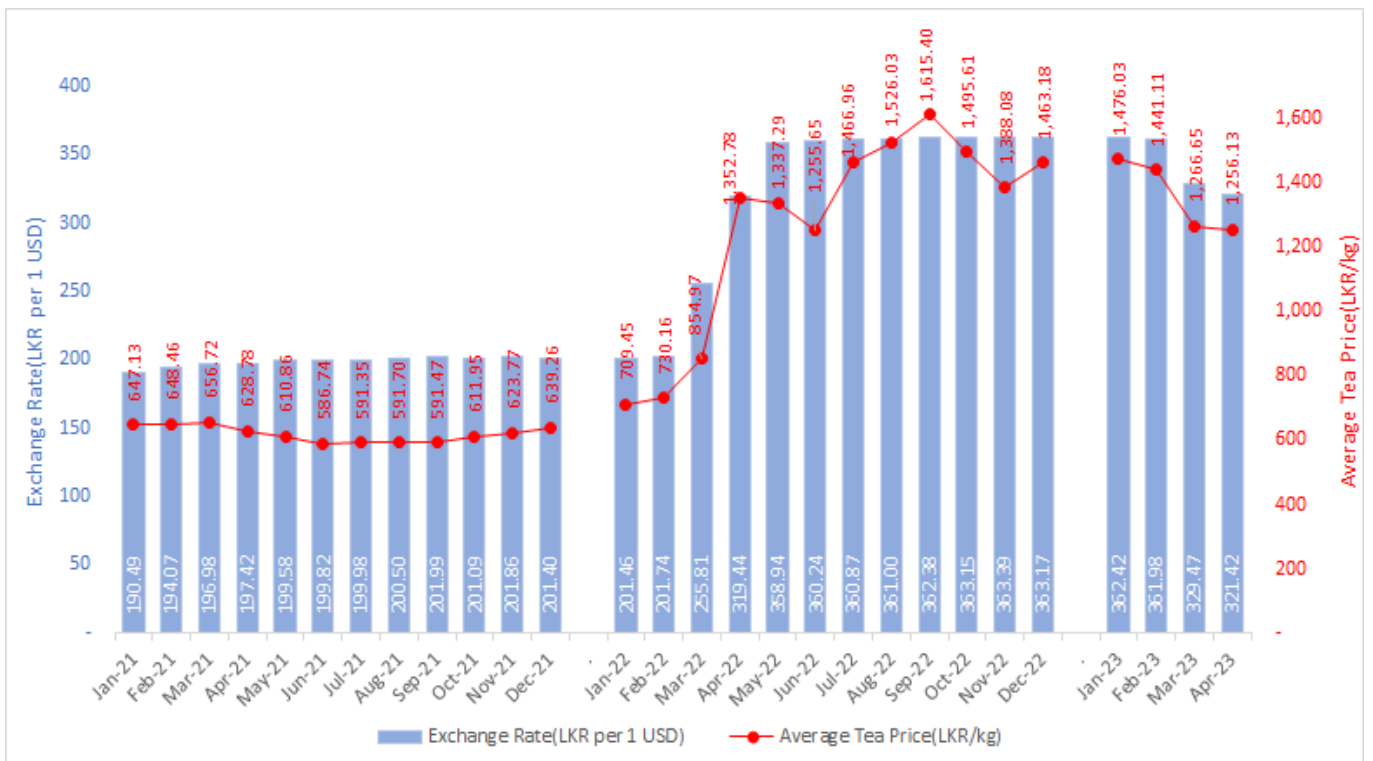
Currency - 10th May
LKR/USD 310.90

May (01st Sale)
Rs. 1,154.29
USD \$ 3.61

Elevation Average

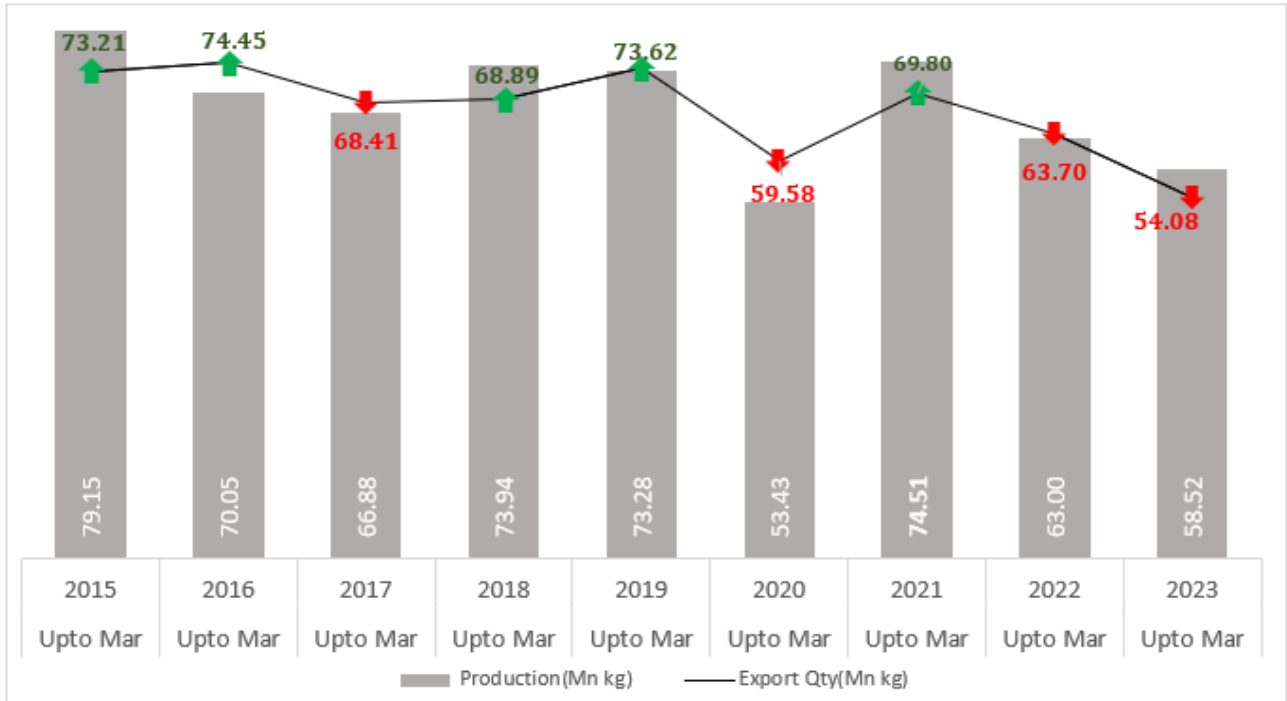
ELV	RS	USD
High	1,135.04	\$ 3.55
Medium	1,009.27	\$ 3.16
Low	1,198.47	\$ 3.75

**MONTHLY SRI LANKAN AVERAGE TEA SOLD PRICE (LKR/KG)
VS EXCHANGE RATE (LKR PER 1 USD)**



(Source: S S P Corporate Services (Private) Limited, International Finance Statistics-Central Bank)

**YEARLY SRI LANKAN TEA PRODUCTION VS EXPORTS QUANTITY (IN MN KG)
YTD MARCH 2015-2023**



(Source: SLTB, SL Customs - Statistical Division/CBSL)

MARKET MOVEMENT AT INTERNATIONAL AUCTION CENTERS THIS WEEK



India



Bangladesh



Kenya & Indonesia market report details were not available at the time of printing this publication

COMMENTS

Sale	Ex-Estate		Low Grown (Leafy/Tippy)		Total	
	Qty	Demand	Qty	Demand	Qty	Demand
18	0.95 MKGs	Fair demand	2.5 Mkgs	Improved demand	6.2 Mkgs	Overall fair demand

WESTERN				LEAFY / SEMI LEAFY					
	SELECT BEST	BEST	BELOW BEST	PLAINER		SELECT BEST	BEST	BELOW BEST	OTHERS
BOP	↓ 50/-	↓ 50/-	Firm	Firm	OP1	Firm	Firm	Firm	Firm
BOPF	Firm	↓ 50/-	↓ 70/-	↓ 50/-	BOP1	Firm	↑ 50/-	↑ 50/-	↑ 50/-
					OP/OPA	Firm			
					PEK		↓ 100/-		
					PEK1		↑ 50/-		
					SMALL LEAF / TIPPY				
					FBOP	↓ 100/-	Firm	Firm	↑ 10/-
					FBOP1	↓ 40/-	↑ 20/-	↑ 10/-	Firm
					FBOPF1	↓ 50/-	↓ 40/-	Firm	Firm
					PREMIUM FLOWERY				
						FBOPFEXSP		FBOPFSP	
					Select Best	↓ 500-1000/-	↓ 500-1000/-		
					Best	↓ 200-400/-	↓ 400-800/-		
					Below Best	↓ 100-200/-	↓ 200/-		
					Others	↓ 200/-	↓ 200/-		
HIGH & MEDIUM									
	SELECT BEST	BEST	BELOW BEST	OTHERS					
BOP1	↓ 50/-	↓ 100/-	↓ 100/-	↓ 50/-					
OP1	↓ 150/-	↓ 100/-	↓ 100/-	↓ 50/-					
FBOP	↓ 100/-	↓ 50/-	Firm	Firm					
FBOPF1	↓ 50/-	↓ 50/-	Firm	Firm					
PEK	↓ 150/-	↓ 100/-	↓ 100/-	↓ 50/-					
PEK1	↓ 150/-	↓ 100/-	↓ 100/-	↓ 50/-					
OP/OPA	↓ 100/-	↓ 50/-	↓ 50/-	Firm					

**Crude Oil**

As at 10th May 2023 – USD 77.00

**Mombasa Auction**

Improved general demand.

HOLIDAY NOTICE - CEYLON TEA BROKERS

Please note that our **Head Office will be closed half day for business on Friday, 19th May 2023 (an additional half-holiday)** in lieu of day following Vesak Full Moon Poya has fallen on Saturday 06th May, 2023.

Kindly note our Sample Room and warehouse will be working as usual.

CURRENCY BOARD – AS AT 10TH MAY 2023

	United States Dollars (USD)		European Community Euro (EUR)		United Kingdom pounds (GBP)	
	Corresponding		Corresponding		Corresponding	
	2023	2022	2023	2022	2023	2022
Sri Lankan Rupee	310.90	361.73	340.09	385.90	391.57	448.89

(Courtesy - Central Bank of Sri Lanka)

Indian Rupee	82.02	77.17	90.00	81.31	103.46	95.06
Kenyan Shilling	135.50	115.04	148.69	121.21	170.92	141.71
Bangladesh Taka	106.74	85.18	117.12	89.75	134.64	104.93
Indonesian Rupiah	14,743.10	14,537.70	16,177.30	15,317.3	18,596.40	17,907.70
Malawi Kwacha	1,019.55	805.54	1,118.74	848.74	1,286.03	992.28
Vietnam Dong	23,454.50	22,950.60	25,736.30	24,181.30	29,584.70	28,270.80

(Courtesy - Oanda Corporation)

SRI LANKA RUPEE AGAINST US DOLLAR TIME PERIOD 04/05/2023 TO 10/05/2023 (SPOT / BUYING RATE)

04/05/2023	312.50	09/05/2023	311.01
08/05/2023	312.20	10/05/2023	310.90

(Courtesy - Central bank of Sri Lanka)

QUANTITY SOLD DURING THE PERIOD 01ST – 06TH MAY 2023

	2023		2022	
	WEEKLY	TODATE	WEEKLY	TODATE
PRIVATE SALES	86,902.50	1,705,727.41	133,747.00	1,219,387.50
PUBLIC AUCTION	4,964,769.00	77,055,873.50	5,264,299.00	85,172,348.50
FORWARD CONTRACTS	35,000.00	1,072,088.00	-	591,640.00
DIRECT SALES	-	-	-	-
TOTAL	5,086,671.50	79,833,688.91	5,398,046.00	86,983,376.00
BMF EXCLUDED FROM PRIVATE SALE	7,200.00	763,521.00	46,590.00	1,956,452.00

TEA
TECH
TIPS



In orthodox tea manufacture, Roller speed Cone profile, Batten type and pressure application will determine the style/ type of dhool produced.

CROP AND WEATHER (FOR THE PERIOD 01ST – 07TH MAY 2023)

The Western planting districts experienced gloomy conditions with rain whilst the Nuwara Eliya's reported overcast mornings followed by showers. The Department of Meteorology forecasts occasional showers with strong winds in both regions.

The Uva/Udapussellawa's reported bright mornings with evening showers.

The Low Grown districts reported dull conditions with rain. Scattered showers are to be expected in the Ruhuna and Sabaragamuwa districts whilst strong winds will also be expected in the Ruhuna coastal areas.

The Western and Nuwara Eliya planting districts maintained their crop intakes whilst the Uva/Udapussellawa and Low grown regions recorded a slight decline.

WEATHER FORECAST (FOR THE PERIOD 11TH – 17TH MAY 2023)

	Thu (11/05)	Fri (12/05)	Sat (13/05)	Sun (14/05)	Mon (15/05)	Tue (16/05)	Wed (17/05)
Galle	30/26°C	30/26°C	30/26°C	30°/26°C	31°/25°C	30°/25°C	31°/24°C
Matara	29°/25°C	30°/25°C	29°/25°C	29°/26°C	29°/25°C	31/24°C	31/25°C
Ratnapura	28°/23°C	28°/23°C	28°/22°C	29°/22°C	30°/23°C	29°/22°C	28°/24°C
Hatton/ Talawakelle	23°/18°C	23°/17°C	24°/16°C	23°/18°C	24°/17°C	25°/18°C	23°/19°C

ORDER OF SALE THIS WEEK

EX EST	H/M-OFF GR & DUST	LEAFY/ SEMI LEAFY/ TIPPY/PREM & BOP1A
MB	Asia Siyaka Commodities PLC	Ceylon Tea Brokers PLC
ES	Lanka Commodity Brokers	Asia Siyaka Commodities PLC
JK	Mercantile Produce Brokers (Pvt) Ltd	Eastern Brokers Ltd
BA	Forbes & Walker Tea Brokers (Pvt) Ltd	Forbes & Walker Tea Brokers (Pvt) Ltd
CTB	Eastern Brokers Ltd	Mercantile Produce Brokers (Pvt) Ltd
LC	John Keells PLC	Bartleet Produce Marketing (Pvt) Ltd
AS	Ceylon Tea Brokers PLC	Lanka Commodity Brokers
FW	Bartleet Produce Marketing (Pvt) Ltd	John Keells PLC

CATALOGUE	LOTS	QTY (KGS)
EX-ESTATE	853	945,024
HIGH AND MEDIUM	1,724	838,295
LOW GROWN (LEAFY)	2,120	889,473
LOW GROWN (SEMI LEAFY)	1,573	745,503
LOW GROWN (TIPPY)	1,835	896,928
OFF GRADES + BOP1A	2,346	1,237,200
DUSTS	621	629,344
PREMIUM FLOWERY	230	44,096
TOTAL	11,302	6,225,863

HIGH GROWN TEAS

BOP Best Western's were lower by Rs.50/- per kg and more. Below best and plainer teas were firm at commencement and eased by Rs.50/- per kg towards the closure. Nuwara Eliya's were irregular. Uda Pussellawa's were mostly firm. Uva's were easier, lost by Rs.100/- per kg towards the end.

BOPF Best Western's were firm to Rs.50/- per kg easier. Below best declined further. Plainer types declined to a lesser extent. Nuwara Eliya's were firm. Uda Pussellawa's declined by Rs.50/- per kg. Uva's eased Rs.70/- per kg and more.

MEDIUM GROWN TEAS

BOP1/OP1 **BOP1** – Select best were lower by Rs.50/- per kg whilst the best and below best were easier by Rs.100/- per kg. Others shed Rs.50/- per kg.

OP1 – Select best were decreased by Rs.150/- per kg whilst the best and below best were lower by Rs.100/- per kg. Others eased by Rs.50/- per kg.

OP/OPA Select best were lower by Rs.100/- per kg. Best and below best were easier by Rs.50/- per kg. Others held firm.

PEKOE/PEKOE1 Select best dropped by Rs.150/- per kg. Best and below best were easier by Rs.100/- per kg. Others lower by Rs.50/- per kg.

FBOP/FBOPF1 **FBOP** – Select best were lower by Rs.100/- per kg whilst the best easier by Rs.50/- per kg. Others held firm.

FBOPF1 – Select best and best lower by Rs.50/- per kg. Others held firm.

CTC

HIGH GROWN **BP1** – Hardly and offerings.

PF1 – Lower by Rs.100/- per kg.

MEDIUM GROWN **BP1** – Eased by Rs.50/- per kg.

PF1 – Dropped by Rs.100/- per kg and more.

LOW GROWN **BP1** – Firm.

PF1 – Shed by Rs.50/- per kg.

QUOTATIONS-HIGH GROWNS	BOP		BOPF	
BEST WESTERNS	1240	1440	1260	1440
BELOW BEST WESTERNS	1100	1220	1100	1220
PLAINER WESTERNS	960	1140	1020	1080
NUWARA ELIYAS	1260	1340	1220	1420
UDAPUSSELLAWAS	1080	1200	890	1140
BEST UVAS	1160	1220	1040	1180
OTHER UVAS	N/A		1020	1080
GOOD MEDIUMS	980	1240	1060	1100
POOR MEDIUMS	780	950	800	860
QUOTATIONS – UNORTHODOX	BP1		PF1	
(CTC) CTC (High & Medium)	800	1250	850	1240
CTC (Low)	1280	1750	1140	1360

LOW GROWN

BOP1	Select best declined. Best and below best were irregularly lower whilst Poorer sorts were firm.
OP1	Select best were firm to dearer. whilst best and below best were firm. Poorer sorts firm to lower.
OP	Well-made varieties together with best and below best were easier. Poorer types maintained.
OPA	Select best, Best, and below best declined. Tea's at the lower end were firm.
PEKOE/PEKOE1	Select best teas together with full range of bold PEK's were firm to lower. Cleaner below best and the rest declined.
FBOP/FBOP1	Select best and best were irregularly lower, others were firm.
BOP	In general, firm
BOPF	All-round irregular.
FBOPF/FBOPF1	Select best and best FBOPF1's met with all-round firm to lower market; others were irregular. FBOPF's had a lower market.

QUOTATIONS	SELECT BEST	BEST	BELOW BEST	OTHER
BOP1	2,000-3,100	1,600-1,900	1,100-1,400	800-1,100
OP1	2,600-3,400	1,900-2,300	1,600-1,800	800-1,400
OP	1,600-1,850	1,450-1,550	1,250-1,350	800-1,250
OPA	1,600-2,000	1,450-1,500	1,250-1,350	800-1,250
PEKOE	1,750-2,150	1,550-1,700	1,400-1,500	800-1,200
PEKOE1	1,750-2,450	1,550-1,700	1,400-1,500	800-1,200
FBOP1	1,200- 1,650	900-1,100	700-850	Below 650
FBOP	1,600-2,400	1,200-1,550	900-1,100	Below 850
BOP	1,350-2,450	1,150-1,300	900-1,100	Below 880
BOPF	980-1,180	850-970	750-820	Below 720
FBOPF1	1,200-1,550	980-1,100	840-960	Below 820
FBOPF	980-1,360	780-920	680-750	Below 600
FFSP/FFEXSP/FFEXSP1	2,000-2,900	1,400-1,900	1,550-1,300	Below 1,100

OFF GRADES

FGS/FGS1 High grown varieties eased by Rs. 20-40/- per kg. Medium and low grown declined by Rs.30-40/- per kg. CTC's were lower by Rs. 20-30/- per kg.

BM/BP **BM** – Best were easier by Rs.20-30/- per kg and more towards the closure. Below best and bottom eased by Rs. 30-40/- per kg.

BP – In general lower by Rs.40-60/- per kg.

BOP1A Best varieties were easier by Rs.30-40/- per kg, whilst all others held firm.

	HIGH		MEDIUM		LOW	
FNGS	700	1280	650	1060	600	1000
P.FGS (CTC)	N/A		710	880	650	1220
BP	650	810	500	1000	500	1130
BM	690	780	670	810	630	850
BOP1A	730	890	730	920	730	1400

DUST

DUST1 Best and below best were irregularly dearer. CTC's were lower by Rs.60-100/- per kg. Best and below best Low grown were firm on last.

DUST Cleaner secondaries and Low grown were lower by Rs.30-60/- per kg.

	HIGH		MEDIUM		LOW	
PRIMARY DUSTS	1400	1800	900	1240	860	1020
SECONDARY DUSTS	950	1380	750	870	630	850
PDUST (CTC)	1000	1120	1100	1260	N/A	

TOP PRICES - SALE NO. 18 OF 09TH / 10TH MAY 2023

WESTERN MEDIUM			
Craighead	BOP	1,240.00	
Craighead	BOPSp	1,220.00	
Rozella	BOPF/BOPFSP	1,240.00	
Craighead	BOP1	2,150.00	
Craighead	FBOP/FBOP1	2,050.00	
Dartry Valley	FBOPF/FBOPF1	1,360.00	
Harangalla	OP/OPA	1,550.00	
Harangalla	OP1	1,750.00	
Nayapane	OP1	1,750.00	
Harangalla	PEK/PEK1	1,800.00	

WESTERN HIGH			
Bearwell	BOP	1,440.00	
Bearwell	BOPSp	1,240.00	
Bearwell	BOPF/BOPFSP	1,440.00	
Venture	BOP1	1,300.00	
Queensberry	FBOP/FBOP1	1,500.00	
St Andrews	FBOPF/FBOPF1	1,140.00	
St Andrews	OP/OPA	1,500.00	
St Andrews	OP1	1,750.00	
Wattegodde	PEK/PEK1	1,600.00	

NUWARA ELIYA			
Mahagastotte	BOP	1,340.00	
Lovers Leap	BOPF/BOPFSP	1,420.00	
Kenmare	OP/OPA	1,080.00	
Court Lodge	PEK/PEK1	1,550.00	

UDA PUSSELLAWAS			
Luckyland	BOP	1,260.00	
Kirklees	BOPSp	1,200.00	
Luckyland	BOPF/BOPFSP	1,140.00	
Delmar	BOP1	1,750.00	
Alma	BOP1	1,360.00	@
Delmar	FBOP/FBOP1	1,260.00	
Blairlomond	FBOPF/FBOPF1	1,120.00	
Alma	FBOPF/FBOPF1	1,100.00	@
Blairlomond	OP/OPA	1,500.00	
Gordon	OP1	1,700.00	
Gordon	PEK/PEK1	1,600.00	
Blairlomond	PEK/PEK1	1,600.00	

UVA MEDIUM			
El Teb	BOP	1,220.00	
High Spring	BOPSp	1,320.00	
El Teb	BOPF/BOPFSP	1,180.00	
Telbedde	BOP1	1,900.00	
Halpewatta Uva	FBOP/FBOP1	1,600.00	
Sarnia Plaiderie	FBOPF/FBOPF1	1,200.00	
Demodera 'S'	FBOPF/FBOPF1	1,200.00	
Tinioya	OP/OPA	1,600.00	
Tinioya	OP1	1,850.00	
Maratenne	PEK/PEK1	1,750.00	

UVA HIGH			
Pitaratmalie	BOP	1,240.00	
Cannavarella	BOPSp	1,080.00	
Ranaya	BOPSp	1,060.00	@
Pitaratmalie	BOPF/BOPFSP	1,160.00	
Spring Valley	BOP1	1,800.00	
Aislaby	BOP1	1,800.00	
Glenanore	BOP1	1,800.00	
Aislaby	FBOP/FBOP1	1,340.00	
Glenanore	FBOPF/FBOPF1	1,140.00	
Oodoowerre	OP/OPA	1,420.00	
Spring Valley	OP/OPA	1,420.00	
Craig	OP1	1,800.00	
Gonamotawa	OP1	1,800.00	
Spring Valley	OP1	1,800.00	
Ranaya	PEK/PEK1	1,700.00	@

UNORTHODOX HIGH			
Ulugedara CTC	PF1	1,220.00	@
Dunsinane CTC	BPS	1,140.00	

UNORTHODOX MEDIUM			
New Peacock CTC	PF1	1,180.00	
Delta CTC	BP1	1,100.00	
Donside CTC	BPS	1,080.00	

UNORTHODOX LOW			
Hingalgoda CTC	PF1	1,460.00	
Cecilayan CTC	BP1	1,500.00	
Ross Feld CTC	BPS	980.00	

TOP PRICES - SALE NO. 18 OF 09TH / 10TH MAY 2023

LOW GROWN				DUSTS			
Sithaka	BOP1	3,100.00		Mattakelle	DUST1	1,800.00	
Pothotuwa	OP1	3,400.00		Donside CTC	PD	1,260.00	
Sithaka	OP1	3,400.00					
Win Hills	OP	1,850.00		PREMIUM FLOWERY			
A C U Super	OPA	2,000.00	@	Makandura	FBOPFSp	2,300.00	
Liyonta	OPA	2,000.00		Nilgiri	FBOPFExSp	2,850.00	@
Sachitha	OPA	1,800.00		Peak View Super	FBOPFExSp	2,400.00	@
Himara	OPA	1,750.00	@	New Panilkanda	FBOPFExSp1	2,900.00	
Golden Garden	PEK	2,150.00					
Lakvinka	PEK	2,150.00		OFF GRADES			
Liyonta	PEK	2,150.00		Lovers Leap	FGS/FGS1	1,280.00	
Magedara	PEK1	2,450.00		Hingalgoda CTC	PF	1,220.00	
Rajjuruwatta Super	BOP	2,450.00	@	Vithanakande	BM	850.00	
Stream Line	BOPSp	2,050.00		Bogoda	BM	850.00	
Suduwelipothahena Super	BOPSp	1,850.00	@	Mihimithu	BP	1,130.00	@
Menikkanda	BOPF	1,180.00	@	Galatara	BOP1A	1,400.00	
Mahaliyadda	BOPFSp	1,380.00					
Sithaka	FBOP	2,400.00					
Mahaliyadda	FBOP1	1,650.00					
Sithaka	FBOP1	1,650.00					
Sithaka	FBOPF	1,360.00					
Ceciliyan	FBOPF	1,340.00					
Lions	FBOPF	1,280.00	@				
Hidellana	FBOPF1	1,550.00					
Sithaka	FBOPF1	1,550.00					

FUTURE SALES INFORMATION

SALE NO 19 OF 16TH / 17TH MAY 2023

EX-ESTATE	H/M-OFF GR & DUST	LEAFY/ SEMI LEAFY/ TIPPY/PREM & BOP1A
ES	Lanka Commodity Brokers	Asia Siyaka Commodities PLC
JK	Mercantile Produce Brokers (Pvt) Ltd	Forbes & Walker Tea Brokers (Pvt) Ltd
BA	Forbes & Walker Tea Brokers (Pvt) Ltd	Mercantile Produce Brokers (Pvt) Ltd
CTB	Eastern Brokers Ltd	Eastern Brokers Ltd
LC	John Keells PLC	Bartleet Produce Marketing (Pvt) Ltd
AS	Ceylon Tea Brokers PLC	Lanka Commodity Brokers
FW	Bartleet Produce Marketing (Pvt) Ltd	John Keells PLC
MB	Asia Siyaka Commodities PLC	Ceylon Tea Brokers PLC

Buyers Prompt: 30.05.2023

Sellers Prompt: 31.05.2023

AWAITING SALE - CATALOGUE DETAILS

	SALE OF 16TH/17TH MAY 2023		SALE OF 23RD/24TH MAY 2023	
	LOTS	QTY(KGS)	LOTS	QTY(KGS)
EX-ESTATE	965	1,114,215	947	1,085,814
HIGH AND MEDIUM	1,923	1,028,251	1,868	983,039
LOW GROWN (LEAFY)	2,356	1,105,059	2,530	1,144,665
LOW GROWN (SEMI LEAFY)	1,794	911,191	1,807	871,579
LOW GROWN (TIPPY)	1,966	1,029,280	1,801	897,520
OFF GRADES+BOP1A	2,345	1,263,901	2,527	1,406,723
DUSTS	647	672,166	673	698,389
PREMIUM FLOWERY	250	46,945	217	40,163
TOTAL	12,246	7,171,008	12,370	7,127,892
MAIN SALE & EX ESTATE CLOSED ON	27TH APRIL 2023		04TH MAY 2023	

SALE NO. 21 – 30TH/ 31ST MAY 2023

Ex-Estate catalogue and Main Sale catalogues are scheduled to be closed on the 11th May 2023.

SALE NO. 22 – 06TH/ 07TH JUNE 2023

Ex-Estate catalogue and Main Sale catalogues are scheduled to be closed on the 18th May 2023.

SALE NO. 23 – 13TH/ 14TH JUNE 2023

Ex-Estate catalogue and Main Sale catalogues are scheduled to be closed on the 25th May 2023.

ELEVATION WISE – STATISTICS – COLOMBO AUCTION AVERAGES

ELEVATION	LAST WEEK	WEEK BEFORE LAST	LAST YEAR	YEAR BEFORE
	(RS)	(RS)	(RS)	(RS)
	Sale- 02.05.2023	Sale- 25.04.2023	Corres 2022	Corres 2021
Uva High	1046.11	1118.98	1228.35	565.97
Western High	1165.85	1260.79	1204.38	606.82
CTC High	1037.60	1118.72	1141.39	516.38
Total High Grown	1126.98	1215.79	1213.24	593.42
Uva Medium	1042.93	1085.98	1388.36	579.82
Western Medium	985.79	1044.52	1209.98	548.01
CTC Medium	963.00	1081.96	961.52	506.43
Total Medium Grown	1005.91	1057.42	1275.32	558.24
Orthodox Low	1217.13	1334.73	1659.36	650.17
CTC Low	979.24	1017.49	1174.67	516.72
Total Low Grown	1203.83	1315.51	1622.71	642.59
TOTAL	1155.94	1252.92	1476.52	616.62

ELEVATION	LAST WEEK	WEEK BEFORE LAST	LAST YEAR	YEAR BEFORE
	(£)	(£)	(£)	(£)
	Sale- 02.05.2023	Sale- 25.04.2023	Corres 2022	Corres 2021
Uva High	3.25	3.48	3.61	2.84
Western High	3.63	3.92	3.54	3.05
CTC High	3.23	3.48	3.36	2.59
Total High Grown	3.51	3.78	3.57	2.98
Uva Medium	3.24	3.37	4.08	2.91
Western Medium	3.07	3.25	3.56	2.75
CTC Medium	3.00	3.36	2.83	2.54
Total Medium Grown	3.13	3.29	3.75	2.80
Orthodox Low	3.79	4.15	4.88	3.26
CTC Low	3.05	3.16	3.45	2.59
Total Low Grown	3.75	4.09	4.77	3.23
Weekly Total (USD)	3.60	3.89	4.34	3.10
Exchange Rate (LKR)	321.44	321.80	340.00	199.23

ELEVATION	TODATE	TODATE	TODATE	TODATE	TODATE	TODATE
	2021	2022	2023	2021	2022	2023
	(RS)	(RS)	(RS)	(£)	(£)	(£)
Uva High	582.91	840.98	1191.95	2.98	3.13	3.46
Western High	631.44	846.09	1399.92	3.23	3.15	4.06
CTC High	560.23	692.93	1217.02	2.87	2.58	3.53
Total High Grown	618.55	844.59	1342.05	3.16	3.15	3.90
Uva Medium	594.93	879.83	1176.85	3.04	3.28	3.42
Western Medium	576.61	751.56	1156.14	2.95	2.80	3.36
CTC Medium	535.93	625.94	1115.07	2.74	2.33	3.24
Total Medium Grown	581.80	790.67	1162.43	2.98	2.94	3.38
Orthodox Low	679.76	1004.42	1446.19	3.48	3.74	4.20
CTC Low	524.01	643.02	1021.77	2.68	2.39	2.97
Total Low Grown	669.64	978.08	1422.11	3.43	3.64	4.13
TOTAL	644.72	919.13	1365.85	3.30	3.42	3.97

Cumulative Sale Averages – 1 USD= Rs. (Monthly Weighted Average) **195.45** **268.55** **344.41**

(Source: MSL/ CBSL)

WORLD TEA PRODUCTION (IN MILLION KILOS)

Country	Month	Month		To-date		Diff (+/-)
		2022	2023	2022	2023	2022 vs 2023
Sri Lanka	Mar	22	21.3	63.3	58.5	-4.8
Malawi	Mar	7.1	6.5	18.9	19.1	0.2
Kenya	Feb	40.96	32.73	89.79	87.65	-2.14
South India	Feb	14.62	13.17	30.84	26.6	4.24
Bangladesh	Feb	0.033	0.046	0.54	0.41	-0.13
North India	Feb	1.86	3.05	1.86	3.05	1.19

(Source: Africa Tea Brokers/National Brokers Ltd)

MOMBASA AUCTION OF 08TH/ 09TH & 10TH MAY 2023

There was improved general demand for the 201,238 packages (13,439,525.00 kilos) available in the market with 28.51% unsold.

Egyptian Packers, Pakistan Packers and Afghanistan lent more and useful support with Kazakhstan and other CIS states active but selective. UK showed good enquiry but at lower levels while Yemen, other Middle Eastern countries and Russia maintained interest. Bazaar improved activity with Sudan and Iran quiet. Local Packers lent some support while Somalia were active at the lower end of the market.

BP1: Best - Saw irregular interest and varied between firm to USC14 dearer to easier by up to USC10 with select invoices shedding up to USC27. Brighter - Steady to USC6 dearer for most of the teas with select lines gaining up to USC29 but others lost up to USC12. Mediums - KTDA mediums were firm to USC12 above previous levels with plantation mediums steady to USC16 dearer. Lower Mediums - Were irregular ranging between firm to USC18 dearer for most lines to easier by up to USC25. Plainer - Varied between firm to USC16 above last prices to easier by up to USC8.

PF1: Best - Firm to USC18 dearer. Brighter - Steady to USC16 above previous rates. Mediums - KTDA mediums ranged between firm to USC9 dearer to easier by up to USC6 with plantation mediums steady to USC14 dearer. Lower Mediums - Irregular with some teas appreciating by up to USC15 while others shed by up to USC16. Plainer - Ranged between USC10 dearer to easier by USC14.

PDUST: Best - Were irregular varying between firm to USC12 dearer to easier by up to USC12. Brighter - Steady to USC16 above previous levels. Mediums - KTDA mediums were mostly steady with some lines irregular ranging between USC5 dearer to easier by USC4. Plantation mediums saw more but irregular interest and varied between firm to dearer by up to USC14 to USC9 below last prices. Lower Medium - Met good but irregular enquiry at steady to dearer by up to USC25 to easier by up to USC19. Plainer - Saw improved activity and advanced by up to USC16 with select invoices appreciating by USC33.

DUST1: Best - Ranged between firm to USC9 above last levels to easier by up to USC12. Brighter - Irregular varying between steady to USC16 dearer to easier by up to USC6. Mediums - KTDA mediums were firm to USC12 dearer to easier by up to USC13 with some lines neglected while plantation mediums were a strong feature gaining up to USC30. Lower Medium - Advanced by up to USC14 with select invoices dearer by USC26. Plainer - Were firm to USC20 above previous levels.

SECONDARY GRADES (S1) - In the Secondary Catalogues, best BPs held value with others easier while PFs were firm. Clean well sorted coloury Fannings were irregular with similar DUSTs dearer. Other Fannings lost value while DUSTs were firm to dearer. BMFs were well absorbed.

(Courtesy - Africa Tea Brokers Limited)

GUWAHATI AUCTION OF 09TH MAY 2023

Fair demand. Good and best Assams are around last levels. Remainder steady to easier following quality. (JT running at 68%) TCPL / HUL / Western India / Internal and Exporters operating.

(Courtesy - Associated Brokers (Pvt) Ltd., Guwahati)

BANGLADESH AUCTION OF 08TH MAY 2023

CTC LEAF: 21,435 packages of Current Season & 1486 packages of Old Season on offer met with a fairly good demand at easier rates.

BROKENS: Blackish, well made invoices met with quite a good demand and rates followed quality with higher valued teas registering a sharper decline in prices. Medium varieties met with fairly good interest but were easier than last. Plain varieties were similarly easier. BLF teas met with fair interest at around last levels with some withdrawals.

FANNINGS: Best Fannings saw fair demand but prices dropped quite sharply often by upto Tk.20/- and more with some withdrawals. Medium varieties met with fairly good interest and were easier by Tk.5/- to Tk.10/-. Plain types met with fair demand but eased over last. BLF teas met with fair interest at around last levels with some withdrawals.

CTC DUST: 6,054 packages of Current Season & 299 packages of Old Season teas on offer met with a fairly good demand. Good liquoring Dusts sold at barely steady to irregular rates. The remainder especially CD grades were easier by Tk.10/- to Tk.15/-. BLF Dusts met with some demand and sold at around last with a few withdrawals. Blenders lent good support with fair interest from the Loose tea buyers.

COMMENTS: A larger weight of tea was on offer which met with quite a good interest. Blenders lent more support whilst Loose tea buyers were less active. Dusts were an easier market. It was noteworthy that quality showed a gradual decline.

(Courtesy - National Brokers Limited)

KOLKATA AUCTION OF 10TH & 11TH MAY 2023

Good Demand. Good and best Assams are selling at irregular and easier levels. W I operating. HUL selective. TCPL selective. Exporters some enquiry. Based on JT's (1st session) Catalogue.

(Courtesy - Associated Brokers Pvt. Ltd., Kolkata)

MALAWI AUCTION OF 10TH MAY 2023

There was improved demand for the 8460 packages on offer at firm to easier rates following quality.

BP1 - Few invoices on offer fetched 4-9 USC below valuations.

PF1 - Firm to 2 USC easier where sold.

PD/D1 - Tended firm where sold.

PF1SC - Sold at 5 USC easier on last.

Secondaries were 3 to 5 USC easier with lower types taken out under bids.

(Courtesy - Tea Brokers Central Africa Limited)

JAKARTA AUCTION

The above market report details were not available at the time of printing of this publication.