



**Ceylon Tea  
Brokers**

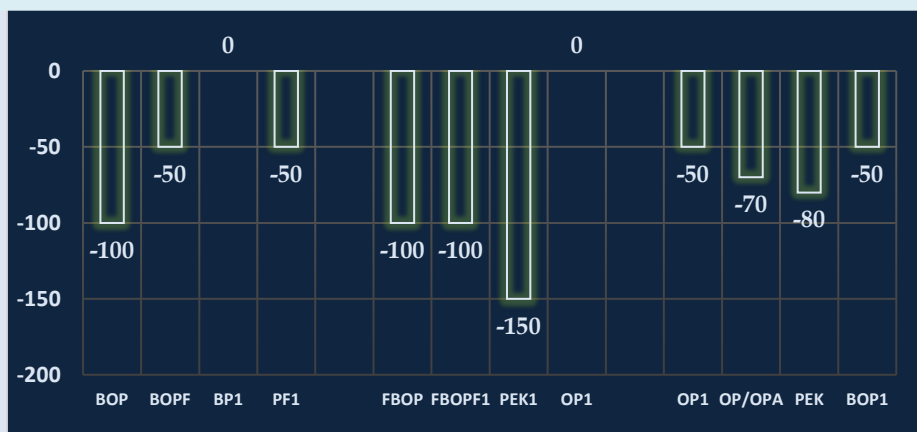


# MARKET SNAPSHOT

**SALE NO. 16 OF 25TH / 26TH APRIL 2023**

CEYLON TEA BROKERS PLC  
Level 7, Millenium House, No.46/58, Nawam Mawatha, Colombo 2  
Tel: 011-460777 Fax: 011-4607788  
Email: [general@ceylontebrokers.com](mailto:general@ceylontebrokers.com)  
Web: [www.ceylontebrokers.com](http://www.ceylontebrokers.com)

Fair demand for Ex-Estate whilst Low grows met with lower demand.



EX-ESTATE

MEDIUM

LOW GROWN

Currency - 26th April

LKR/USD 313.45

April (02nd Sale)

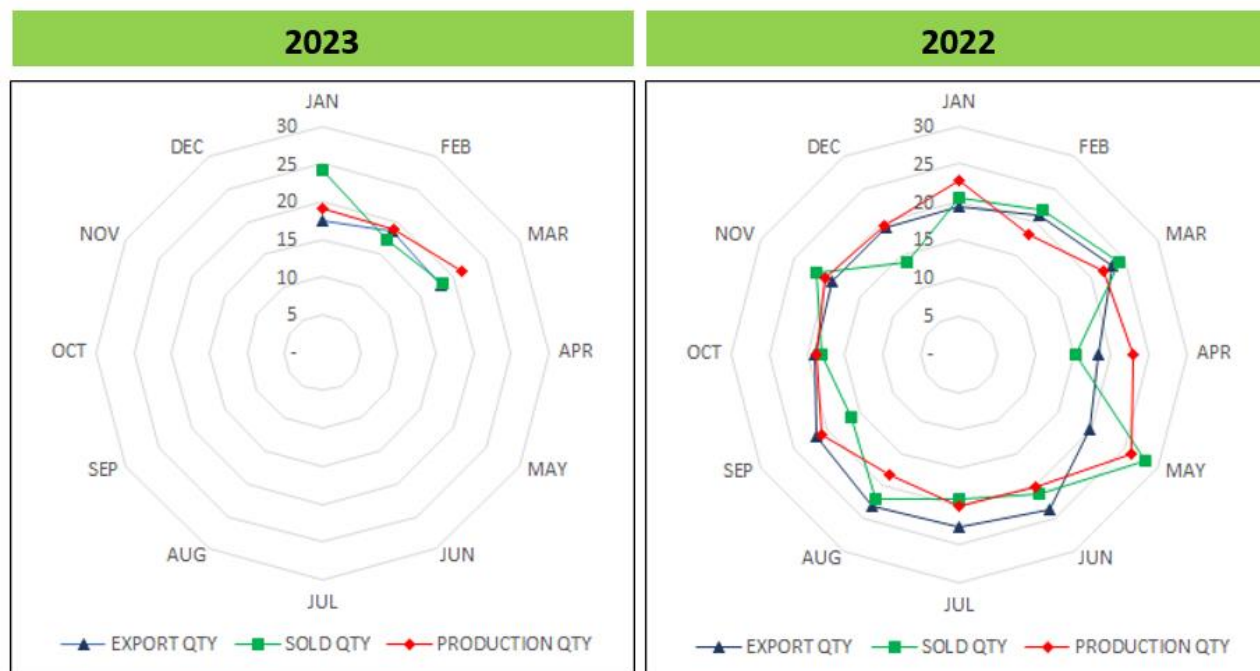
Rs. 1,257.21

USD \$ 3.84

Elevation Average

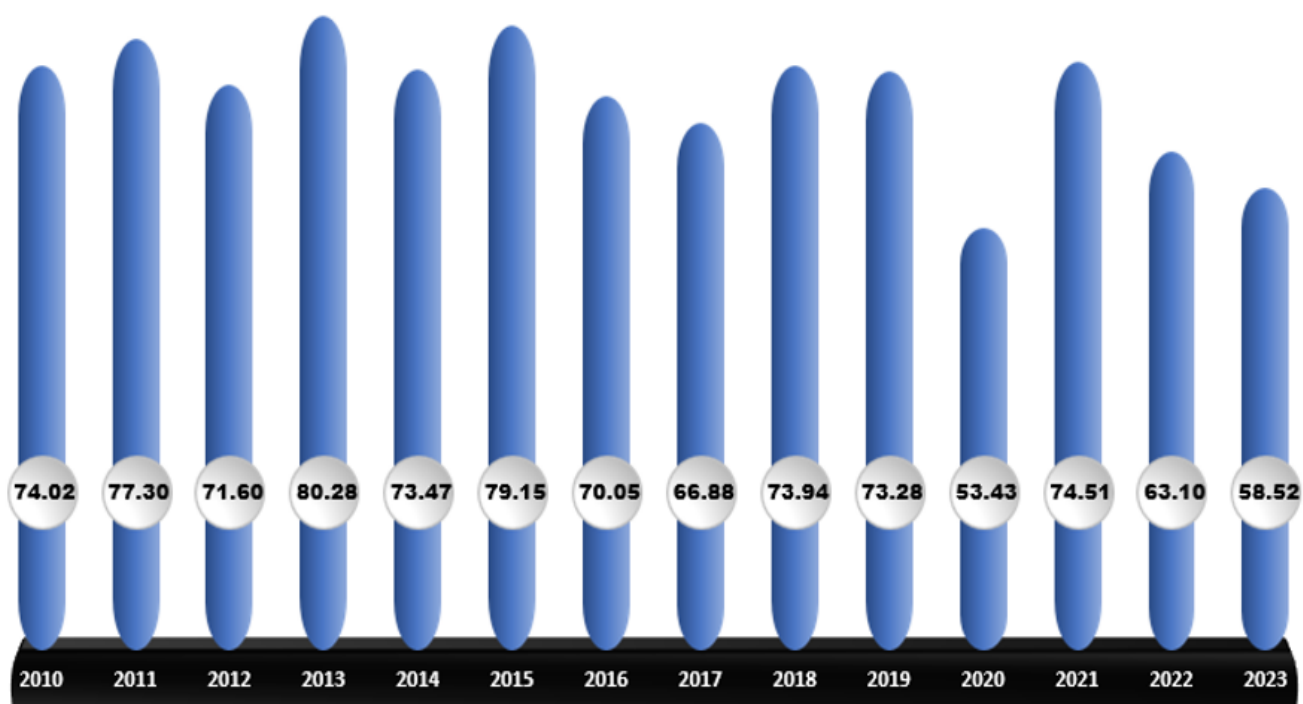
ELV	RS	USD
High	1,268.42	\$ 3.87
Medium	1,090.26	\$ 3.33
Low	1,297.93	\$ 3.96

## MONTHLY COMPARISON OF SRI LANKAN TEA PRODUCTION, SOLD, EXPORT QUANTITY (IN MN KG) - 2023 VS 2022



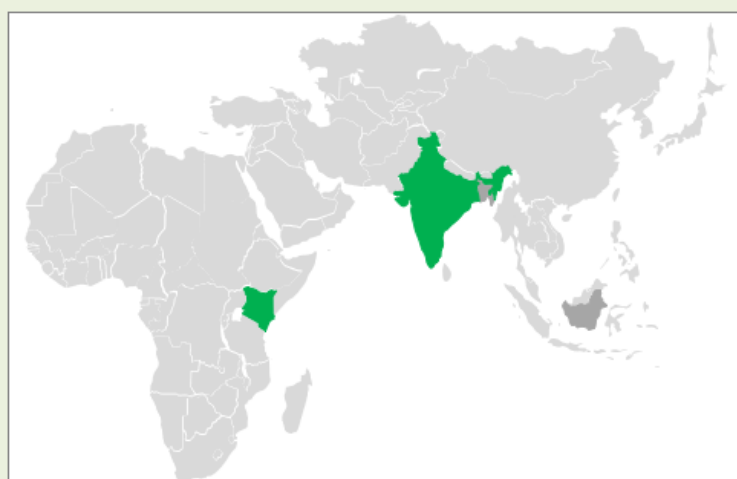
Source: SL Customs –Statistical Division / CBSL, SLTB, SSP

### YEARLY SRI LANKAN TEA PRODUCTION QUANTITY (IN MN KG) YTD MARCH 2010-2023



Source: SLTB

### MARKET MOVEMENT AT INTERNATIONAL AUCTION CENTERS THIS WEEK



India



Kenya



Bangladesh & Indonesia market  
report details were not available at  
the time of printing this publication

## COMMENTS

Sale	Ex-Estate		Low Grown (Leafy/Tippy)		Total	
	Qty	Demand	Qty	Demand	Qty	Demand
16	0.71 MKGs	Fair	2.4 Mkgs	Lower	5.4 Mkgs	Lower

WESTERN				
	SELECT BEST	BEST	BELOW BEST	PLAINER
BOP	Firm	↓ 50/-	↓ 100/-	↓ 100/-
BOPF	↓ 50/-	Firm	↑ 50/-	Firm

	NUWARA ELIYA	UDA PUSSELLAWA	UVA
BOP	↓ 200/-	↓ 50/-	↓ 100/-
BOPF	↓ 50/-	↓ 50/-	↓ 50/-

	HIGH	MEDIUM	LOW
BP1	↑ 20/-	Firm	Firm
PF1	↓ 50/-	↑ 30/-	↓ 50/-

HIGH & MEDIUM				
	SELECT BEST	BEST	BELOW BEST	OTHERS
BOP1	↑ 50/-	↑ 50/-	↓ 50/-	↓ 50/-
OP1	↑ 50/-	Firm	Firm	↓ 50/-
FBOP	↓ 100/-	↓ 150/-	↓ 150/-	↓ 100/-
FBOPF1	↓ 100/-	↓ 50/-	↓ 50/-	↓ 50/-
PEK	Firm	↓ 100/-	↓ 100/-	↓ 50/-
PEK1	↓ 100/-	↓ 150/-	↓ 150/-	↓ 100/-
OP/OPA	Firm	Firm	Firm	Firm

LEAFY / SEMI LEAFY				
	SELECT BEST	BEST	BELOW BEST	OTHERS
OP1	Firm	↓ 50/-	Firm	Firm
BOP1	↓ 50/-	↓ 50/-	↓ 40/-	↓ 50/-
OP/OPA			↓ 70/-	
PEK			↓ 80/-	
PEK1			↓ 60/-	

SMALL LEAF / TIPPY				
FBOP	Firm	↑ 10/-	↑ 20/-	↑ 30/-
FBOP1	↓ 20/-	Firm	↓ 10/-	↓ 20/-
FBOPF1	↓ 100/-	↓ 80/-	↓ 50/-	↓ 80/-

PREMIUM FLOWERY		
	FBOPFEXSP	FBOPFSP
Select Best	↓ 200-300/-	↓ 100-200/-
Best	↓ 800-1000/-	↓ 200-300/-
Below Best	↓ 100-200/-	↓ 100/-
Others	↓ 200/-	↓ 200-300/-



**Crude Oil**  
As at 26th April 2023 – USD 80.25



**Mombasa Auction**  
Fairly good but irregular demand.

### HOLIDAY NOTICE

Please note that our Head Office, Warehouse and Sample Room will be closed for business on the following days.

Monday	-	May 1, 2023	-	May Day
Friday	-	May 5, 2023	-	Vesak Full Moon Poya Day
Saturday	-	May 6, 2023	-	Day following Vesak Full Moon Poya Day

## CURRENCY BOARD – AS AT 26TH APRIL 2023

	United States Dollars (USD)		European Community Euro (EUR)		United Kingdom pounds (GBP)	
	Corresponding		Corresponding		Corresponding	
	2023	2022	2023	2022	2023	2022
<b>Sri Lankan Rupee</b>	313.45	333.89	343.37	362.94	388.65	428.59

(Courtesy - Central Bank of Sri Lanka)

<b>Indian Rupee</b>						
<b>Kenyan Shilling</b>	134.28	114.88	147.87	123.37	167.08	146.51
<b>Bangladesh Taka</b>	105.66	84.65	116.35	90.90	131.47	107.95
<b>Indonesian Rupiah</b>	14,929.60	14,433.40	16,440.70	15,499.20	18,576.20	18,406.70
<b>Malawi Kwacha</b>	1,015.68	806.62	1,118.49	866.18	1,263.77	1,028.67
<b>Vietnam Dong</b>	23,475.20	22,980.00	25,851.30	24,676.90	29,209.10	29,306.10

(Courtesy - Oanda Corporation)

### SRI LANKA RUPEE AGAINST US DOLLAR

#### TIME PERIOD 20/04/2023 TO 26/04/2023 (SPOT / BUYING RATE)

<b>20/04/2023</b>	313.13	<b>24/04/2023</b>	313.33	<b>26/04/2023</b>	313.45
<b>21/04/2023</b>	313.06	<b>25/04/2023</b>	313.27		

(Courtesy - Central bank of Sri Lanka)

### QUANTITY SOLD DURING THE PERIOD 17TH – 22ND APRIL 2023

	2023		2022	
	WEEKLY	TODATE	WEEKLY	TODATE
<b>PRIVATE SALES</b>	94,910.10	1,527,873.41	99,960.25	1,185,600.75
<b>PUBLIC AUCTION</b>	4,654,433.00	67,442,300.50	4,714,306.00	74,588,438.00
<b>FORWARD CONTRACTS</b>	70,520.00	991,488.00	36,440.00	628,080.00
<b>DIRECT SALES</b>	-	-	-	-
<b>TOTAL</b>	4,819,863.10	69,961,661.91	4,850,706.25	76,402,118.75
<b>BMF EXCLUDED FROM PRIVATE SALE</b>	52,201.00	705,201.00	66,435.00	1,976,297.00

TEA  
TECH  
TIPS



*Clean drier fall through regularly which can taint fired teas and be a fire hazard.*

## CROP AND WEATHER (FOR THE PERIOD 17TH – 23RD APRIL 2023)





























The Western planting districts experienced gloomy conditions with rain whilst the Nuwara Eliya's reported sunny conditions at the initial stages and showers towards the latter part of the week. The Department of Meteorology forecasts evening showers in Nuwara Eliya.

The Uva/Uda Pussellawa's reported bright mornings with evening showers. Evening showers are to be expected in Uva.

The Low Grown districts reported bright weather throughout. Evening showers are to be expected in the Ruhuna and Sabaragamuwa districts.

All districts recorded an increase in their crop intakes.

## WEATHER FORECAST (FOR THE PERIOD 27TH APRIL - 03RD MAY 2023)

	Thu (27/04)	Fri (28/04)	Sat (29/04)	Sun (30/04)	Mon (01/05)	Tue (02/05)	Wed (03/05)
	30/26°C	30/26°C	30/26°C	30°/26°C	31°/25°C	30°/25°C	31°/24°C
Galle							
Matara	29°/25°C	29°/25°C	31/24°C	31/25°C	30°/25°C	29°/25°C	29°/26°C
							
Ratnapura	28°/23°C	28°/22°C	29°/22°C	29°/22°C	30°/23°C	28°/23°C	28°/24°C
							
Hatton/ Talawakelle	23°/18°C	23°/17°C	24°/16°C	24°/17°C	25°/18°C	23°/18°C	23°/19°C
							

## ORDER OF SALE THIS WEEK

EX EST	H/M-OFF GR & DUST	LEAFY/ SEMI LEAFY/ TIPPY/PREM & BOP1A
AS	Mercantile Produce Brokers (Pvt) Ltd	<b>Ceylon Tea Brokers PLC</b>
FW	Asia Siyaka Commodities PLC	John Keells PLC
MB	John Keells PLC	Lanka Commodity Brokers
ES	Eastern Brokers Ltd	Bartleet Produce Marketing (Pvt) Ltd
JK	<b>Ceylon Tea Brokers PLC</b>	Eastern Brokers Ltd
BA	Lanka Commodity Brokers	Mercantile Produce Brokers (Pvt) Ltd
<b>CTB</b>	Bartleet Produce Marketing (Pvt) Ltd	Forbes & Walker Tea Brokers (Pvt) Ltd
LC	Forbes & Walker Tea Brokers (Pvt) Ltd	Asia Siyaka Commodities PLC

CATALOGUE	LOTS	QTY (KGS)
EX-ESTATE	674	713,132
HIGH AND MEDIUM	1,462	660,275
LOW GROWN (LEAFY)	2,051	815,585
LOW GROWN (SEMI LEAFY)	1,623	729,484
LOW GROWN (TIPPY)	1,830	886,701
OFF GRADES + BOP1A	2,086	1,057,475
DUSTS	559	530,282
PREMIUM FLOWERY	248	45,919
<b>TOTAL</b>	<b>10,533</b>	<b>5,438,853</b>

## HIGH GROWN TEAS

**BOP** Best Western's declined by Rs.50/- per kg and more following quality. Below best and plainer varieties lost by Rs.100/- per kg. Nuwara Eliya's eased by Rs.200/- per kg. Uda Pussellawa's lower by Rs.50/- per kg. Uva's dropped further.

**BOPF** Best Western's were firm to Rs.50/- per kg easier. Below best were Rs.50/- per kg dearer at the commencement but barely steady towards the closure. Plainer types held firm. Nuwara Eliya's eased by Rs.50/- per kg. Uva / Uda Pussellawa's declined by Rs.50/- per kg and at times more.

## MEDIUM GROWN TEAS

**BOP1/OP1** **BOP1** – Select best and best dearer by Rs.50/- per kg whilst the others were easier by Rs. 50/- per kg.

**OP1** – Select best gained by Rs.50/- per kg whilst best and below best held firm. Others lower by Rs.50/- per kg.

**OP/OPA** In general, held firm.

**PEKOE/PEKOE1** **PEK** – Select best were firm. Best and below best were lower by Rs.150/- per kg whilst the others eased by Rs.50/- per kg.

**PEK1** – Select best lower by Rs.100/- per kg whilst best and below best lower by Rs. 150/- per. Others shed by Rs.100/- per kg.

**FBOP/FBOPF1** **FBOP** – Select best eased by Rs.100/- per kg whilst best and below best declined by Rs. 150/- per. Others shed by Rs.100/- per kg.

**FBOPF1** – Select best lower by Rs.100/- per kg whilst the others declined by Rs. 50/- per kg.

## CTC

**HIGH GROWN** **BP1** – Dearer by Rs.20/- per kg.

**PF1** – Declined by Rs.50/- per kg.

**MEDIUM GROWN** **BP1** – Firm.

**PF1** – Appreciated by Rs.30/- per kg.

**LOW GROWN** **BP1** – Firm.

**PF1** – Shed by Rs.50/- per kg.

QUOTATIONS-HIGH GROWNS	BOP		BOPF	
BEST WESTERNS	1300	1550	1400	1650
BELOW BEST WESTERNS	1200	1280	1260	1380
PLAINER WESTERNS	1040	1180	1100	1240
NUWARA ELIYAS	1300	1400	1400	
UDAPUSSELLAWAS	1020	1300	1040	1340
BEST UVAS	1220	1380	1280	1360
OTHER UVAS	N/A		1200	1220
GOOD MEDIUMS	1200	1500	1200	1320
POOR MEDIUMS	850	1180	920	1160
QUOTATIONS – UNORTHODOX	BP1		PF1	
(CTC) CTC (High & Medium)	870	1320	850	1320
CTC (Low)	1320	1750	1200	1500

## LOW GROWN

<b>BOP1</b>	A few select best were firm whilst best and below best maintained. Poorer sorts were firm to lower.
<b>OP1</b>	Select best were firm, whilst best and below best were easier. Poorer sorts firm to lower.
<b>OP</b>	Well-made varieties together with Best and below best firm to lower. Poorer types maintained.
<b>OPA</b>	Select best, Best, and below best firm to lower. Tea's at the lower end were firm.
<b>PEKOE/PEKOE1</b>	Select best teas together with full range of bold PEK's were firm to lower. Cleaner below best and the rest were irregular.
<b>FBOP/FBOP1</b>	Select best and best were irregularly lower, others were firm.
<b>BOP</b>	In general, lower market.
<b>BOPF</b>	All-round irregular.
<b>FBOPF/FBOPF1</b>	Select best and best FBOPF1's met with all-round lower market; others were irregular. FBOPF's had a lower market.

QUOTATIONS	SELECT BEST	BEST	BELOW BEST	OTHER
BOP1	2,200-3,550	1,600-2,100	1,250-1,500	800-1,100
OP1	2,600-3,400	1,900-2,300	1,600-1,800	800-1,400
OP	1,700-2,000	1,550-1,650	1,400-1,500	800-1,300
OPA	1,750-2,450	1,550-1,650	1,300-1,550	800-1,300
PEKOE	1,900-2,450	1,700-1,800	1,500-1,700	800-1,200
PEKOE1	1,950-2,400	1,700-1,850	1,500-1,700	800-1,200
FBOP1	1,200- 1,950	900-1,100	700-850	Below 650
FBOP	1,800-2,700	1,200-1,650	900-1,100	Below 850
BOP	1,450-2,500	1,200-1,400	900-1,100	Below 880
BOPF	1,100-1,480	920-980	850-950	Below 800
FBOPF1	1,200-1,600	980-1,100	840-960	Below 820
FBOPF	1,000-1,750	820-900	800-880	Below 780
FFSP/FFEXSP/FFEXSP1	2600-3,550	1,500-2,200	1200-1,400	Below 1100

## OFF GRADES

**FGS/FGS1** High grown varieties eased by Rs. 20-40/- per kg. Medium and low grown commenced firm but declined by Rs.20-40/- per kg as the sale progressed. CTC's declined by Rs. 20-30/- per kg.

**BM/BP** **BM** – Best were easier by Rs.10-20/- per kg and more towards the closure. Below best and bottom maintained.

**BP** – in general lower by Rs.20-40/- per kg.

**BOP1A** Best varieties were easier by Rs.20-40/- per kg. Below Best varieties were lower by Rs.10-20/- per kg. Teas at the lower end held firm.

	HIGH		MEDIUM		LOW	
<b>FNGS</b>	730	1300	770	1140	660	1000
<b>P.FGS (CTC)</b>	N/A		790	860	800	1320
<b>BP</b>	680	1080	640	1120	450	1240
<b>BM</b>	770	850	710	860	740	1340
<b>BOP1A</b>	810	860	720	940	770	1600

## DUST

**DUST1** Best and below best were irregularly dearer. CTC's lost by Rs. 50-60/- per kg. Best and below best Low grown were lower by Rs. 40-50/- per kg.

**DUST** Clean secondaries lost by Rs.40-50/- per kg. Low grown gained by Rs. 20-40/- per kg.

	HIGH		MEDIUM		LOW	
<b>PRIMARY DUSTS</b>	1400	1700	900	1360	900	1020
<b>SECONDARY DUSTS</b>	1100	1400	750	900	700	890
<b>PDUST (CTC)</b>	1160	1320	1180	1360	1080	1360

## TOP PRICES - SALE NO. 16 OF 25TH / 26TH APRIL 2023

WESTERN MEDIUM			
Harangalla	BOP	1,500.00	
Rilagala	BOPSp	1,280.00	
Vellai Oya	BOPF/BOPFSP	1,320.00	
Harangalla	BOP1	2,500.00	
Craighead	FBOP/FBOP1	1,650.00	
Dartry Valley	FBOP/FBOP1	1,650.00	
Harangalla	FBOPF/FBOPF1	1,320.00	
Dartry Valley	OP/OPA	1,650.00	
Craighead	OP1	1,900.00	
<b>New Rothschild</b>	<b>OP1</b>	<b>1,750.00</b>	@
Uplands	PEK/PEK1	2,000.00	

WESTERN HIGH			
Wattegodde	BOP	1,550.00	
Glentilt	BOPSp	1,380.00	
Wattegodde	BOPF/BOPFSP	1,650.00	
Venture	FBOP/FBOP1	1,300.00	
Inverness	FBOPF/FBOPF1	1,260.00	
Venture	OP/OPA	1,700.00	
Venture	OP1	1,900.00	
Wattegodde	PEK/PEK1	1,600.00	

NUWARA ELIYA			
Lovers Leap	BOP	1,400.00	
Mahagastotte	BOPF/BOPFSP	1,440.00	
Kenmare	FBOP/FBOP1	1,220.00	
Kenmare	OP/OPA	1,200.00	
Court Lodge	PEK/PEK1	1,550.00	

UDA PUSSELLAWAS			
Kirklees	BOP	1,300.00	
Blairlomond	BOPSp	1,200.00	
Liddesdale	BOPF/BOPFSP	1,340.00	
Delmar	BOP1	1,900.00	
<b>Alma</b>	<b>FBOP/FBOP1</b>	<b>1,260.00</b>	@
Delmar	FBOPF/FBOPF1	1,160.00	
Delmar	OP/OPA	1,500.00	
<b>Alma</b>	<b>OP/OPA</b>	<b>1,440.00</b>	@
Gampaha	OP/OPA	1,440.00	
Blairlomond	OP/OPA	1,440.00	
<b>Alma</b>	<b>OP1</b>	<b>1,750.00</b>	@
Gonapitiya	PEK/PEK1	1,460.00	

UVA MEDIUM			
El Teb	BOP	1,380.00	
Halpewatte Uva	BOPSp	1,220.00	
El Teb	BOPF/BOPFSP	1,360.00	
Demodera 'S'	BOP1	2,350.00	
Halpewatta Uva	FBOP/FBOP1	1,600.00	
Halpewatte Uva	FBOPF/FBOPF1	1,340.00	
Wewesse	OP/OPA	1,650.00	
Telbedde	OP1	1,950.00	
<b>Uva Samovar</b>	<b>PEK/PEK1</b>	<b>1,800.00</b>	@
Aruna Passara	PEK/PEK1	1,800.00	
Sarnia Plaiderie	PEK/PEK1	1,800.00	
Halpewatte Uva	PEK/PEK1	1,800.00	

UVA HIGH			
Bandaraeliya	BOP	1,280.00	
Kelliebedde	BOPF/BOPFSP	1,360.00	
Craig	BOP1	1,600.00	
Aislaby	FBOP/FBOP1	1,460.00	
Glenanore	FBOPF/FBOPF1	1,200.00	
Spring Valley	FBOPF/FBOPF1	1,200.00	
Uvakellie	OP/OPA	1,650.00	
Oodoowerre	OP1	1,800.00	
Uvakellie	OP1	1,800.00	
Craig	OP1	1,800.00	
<b>Mount Uva</b>	<b>PEK/PEK1</b>	<b>1,750.00</b>	@
Craig	PEK/PEK1	1,750.00	

UNORTHODOX HIGH			
<b>Ulugedara CTC</b>	<b>PF1</b>	<b>1,320.00</b>	@
Dunsinane CTC	PF1	1,320.00	
<b>Mount Vernon CTC</b>	<b>BP1</b>	<b>1,320.00</b>	@

UNORTHODOX MEDIUM			
New Peacock CTC	PF1	1,320.00	
Donside CTC	BP1	1,160.00	
Donside CTC	BPS	1,340.00	

UNORTHODOX LOW			
Hingalgoda CTC	PF1	1,500.00	
Cecilayan CTC	BP1	1,750.00	
Ross Feld CTC	BPS	1,040.00	

## TOP PRICES - SALE NO. 16 OF 25TH / 26TH APRIL 2023

LOW GROWN				DUSTS			
Ceyenta	BOP1	3,550.00		St. Coombs	DUST1	1,700.00	
New Vithanakande	OP1	3,400.00		Delta CTC	PD	1,360.00	
Pothotuwa	OP1	3,400.00		Cecilian CTC	PD	1,360.00	
Green Lanka	OP	2,000.00					
Liyonta	OPA	2,450.00		PREMIUM FLOWERY			
Liyonta	PEK	2,450.00		New Hopewell	FBOPFSp	3,550.00	
<b>Rajjuruwatta Super</b>	<b>PEK1</b>	<b>2,400.00</b>	<b>@</b>	Alhewana Super	FBOPFSp	3,550.00	
Hidellana	PEK1	2,350.00		Golden Garden	FBOPFExSp	3,150.00	
<b>Suduwelipothahena Super</b>	<b>PEK1</b>	<b>2,300.00</b>	<b>@</b>	Green Lanka	FBOPFExSp	3,000.00	
<b>A C U Super</b>	<b>PEK1</b>	<b>2,300.00</b>	<b>@</b>	<b>Nilgiri</b>	<b>FBOPFExSp</b>	<b>2,950.00</b>	<b>@</b>
Galatara	PEK1	2,300.00		New Falcon Lanka	FBOPFExSp	2,950.00	
Mahaliyadda	BOP	2,500.00		H P P Tea	FBOPFExSp	2,950.00	
New Mahendra	BOP	2,450.00		Brombil	FBOPFExSp1	3,550.00	
Kamarangapitiya	BOP	2,450.00					
<b>Wathurawila</b>	<b>BOP</b>	<b>2,400.00</b>	<b>@</b>	OFF GRADES			
Arbour Valley	BOPSp	2,400.00		Mattakelle	FGS/FGS1	1,300.00	
Andaradeniya Super	BOPF	1,480.00		Hingalgoda CTC	PF	1,320.00	
Makandura	BOPFSp	1,600.00		Kurunduwatta	BM	1,340.00	
Sithaka	FBOP	2,700.00		Hidellana	BP	1,240.00	
Hidellana	FBOP1	1,950.00		Falcon Lanka	BP	1,220.00	
Katanwila	FBOPF	1,700.00		<b>Lionels</b>	<b>BP</b>	<b>1,140.00</b>	<b>@</b>
Sithaka	FBOPF1	1,600.00		Aldora	BOP1A	1,600.00	

## FUTURE SALES INFORMATION

### SALE NO 17 OF 02ND / 03RD MAY 2023

EX-ESTATE	H/M-OFF GR & DUST	LEAFY/ SEMI LEAFY/ TIPPY/PREM & BOP1A
FW	Bartleet Produce Marketing (Pvt) Ltd	John Keells PLC
MB	Asia Siyaka Commodities PLC	Lanka Commodity Brokers
ES	Lanka Commodity Brokers	Bartleet Produce Marketing (Pvt) Ltd
JK	Mercantile Produce Brokers (Pvt) Ltd	Mercantile Produce Brokers (Pvt) Ltd
BA	Forbes & Walker Tea Brokers (Pvt) Ltd	Forbes & Walker Tea Brokers (Pvt) Ltd
CTB	Eastern Brokers Ltd	Eastern Brokers Ltd
LC	John Keells PLC	Asia Siyaka Commodities PLC
AS	<b>Ceylon Tea Brokers PLC</b>	<b>Ceylon Tea Brokers PLC</b>

**Buyers Prompt: 09.05.2023**

**Sellers Prompt: 10.05.2023**

### AWAITING SALE - CATALOGUE DETAILS

	SALE OF 02ND / 03RD MAY 2023		SALE OF 09TH/ 10TH MAY 2023	
	LOTS	QTY(KGS)	LOTS	QTY(KGS)
<b>EX-ESTATE</b>	745	800,562.0	853	945,024
<b>HIGH AND MEDIUM</b>	1,586	745,087	1,724	838,295
<b>LOW GROWN (LEAFY)</b>	2,163	895,610	2,120	889,473
<b>LOW GROWN (SEMI LEAFY)</b>	1,596	712,398	1,573	745,503
<b>LOW GROWN (TIPPY)</b>	1,797	877,501	1,835	896,928
<b>OFF GRADES+BOP1A</b>	2,521	1,315,040	2,346	1,237,200
<b>DUSTS</b>	659	597,365	621	629,344
<b>PREMIUM FLOWERY</b>	243	45,980	230	44,096
<b>TOTAL</b>	<b>11,310</b>	<b>5,989,543</b>	<b>11,302</b>	<b>6,225,863</b>
<b>MAIN SALE &amp; EX ESTATE CLOSED ON</b>	<b>06TH APRIL 2023</b>		<b>20TH APRIL 2023</b>	

#### **SALE NO.19 – 16TH / 17TH MAY 2023**

Ex-Estate catalogue and Main Sale catalogues are scheduled to be closed on the 27th April 2023.

#### **SALE NO. 20 – 23RD/ 24TH MAY 2023**

Ex-Estate catalogue and Main Sale catalogues are scheduled to be closed on the 04th May 2023.

#### **SALE NO. 21 – 30TH/ 31ST MAY 2023**

Ex-Estate catalogue and Main Sale catalogues are scheduled to be closed on the 11th May 2023.

## ELEVATION WISE – STATISTICS – COLOMBO AUCTION AVERAGES

Elevation	LAST WEEK (RS)	WEEK BEFORE LAST (RS)	LAST YEAR (RS)	YEAR BEFORE (RS)
	Sale- 18.04.2023	Sale- 03.04.2023	Corres 2022	Corres 2021
Uva High	1149.77	1178.78	1220.53	593.51
Western High	1283.61	1325.59	1334.28	634.29
CTC High	1147.91	1241.28	927.95	512.83
Total High Grown	1241.69	1281.45	1296.36	621.95
Uva Medium	1139.67	1131.36	1256.09	589.71
Western Medium	1059.64	1088.74	1110.12	554.61
CTC Medium	1095.76	1131.45	1024.10	528.67
Total Medium Grown	1085.04	1102.22	1161.00	565.81
Orthodox Low	1329.81	1324.62	1482.73	658.49
CTC Low	998.76	967.16	952.38	507.64
Total Low Grown	1309.91	1298.70	1445.95	648.82
<b>TOTAL</b>	<b>1259.69</b>	<b>1262.41</b>	<b>1370.54</b>	<b>628.55</b>

Elevation	LAST WEEK (\$)	WEEK BEFORE LAST (\$)	LAST YEAR (\$)	YEAR BEFORE (\$)
	Sale- 18.04.2023	Sale- 03.04.2023	Corres 2022	Corres 2021
Uva High	3.59	3.60	3.89	3.05
Western High	4.01	4.05	4.25	3.26
CTC High	3.59	3.79	2.96	2.64
Total High Grown	3.88	3.91	4.13	3.20
Uva Medium	3.56	3.45	4.00	3.03
Western Medium	3.31	3.32	3.54	2.85
CTC Medium	3.42	3.45	3.26	2.72
Total Medium Grown	3.39	3.37	3.70	2.91
Orthodox Low	4.16	4.04	4.73	3.39
CTC Low	3.12	2.95	3.04	2.61
Total Low Grown	4.09	3.97	4.61	3.34
<b>Weekly Total (USD)</b>	<b>3.94</b>	<b>3.85</b>	<b>4.37</b>	<b>3.23</b>
<b>Exchange Rate (LKR)</b>	<b>319.93</b>	<b>327.50</b>	<b>313.67</b>	<b>194.45</b>

Elevation	TODATE 2021 (RS)	TODATE 2022 (RS)	TODATE 2023 (RS)	TODATE 2021 (\$)	TODATE 2022 (\$)	TODATE 2023 (\$)
Uva High	584.24	758.77	1211.22	3.00	3.10	3.49
Western High	633.49	792.23	1425.63	3.25	3.23	4.11
CTC High	564.58	653.17	1235.04	2.90	2.67	3.56
Total High Grown	620.87	782.78	1367.33	3.18	3.20	3.94
Uva Medium	597.24	794.25	1196.02	3.06	3.24	3.45
Western Medium	580.24	698.58	1176.40	2.98	2.85	3.39
CTC Medium	538.53	593.21	1127.13	2.76	2.42	3.25
Total Medium Grown	584.95	726.97	1182.27	3.00	2.97	3.41
Orthodox Low	682.98	908.67	1470.20	3.50	3.71	4.24
CTC Low	525.62	588.64	1024.84	2.70	2.40	2.95
Total Low Grown	672.65	885.19	1444.99	3.45	3.61	4.16
<b>TOTAL</b>	<b>647.88</b>	<b>873.48</b>	<b>1389.08</b>	<b>3.32</b>	<b>3.57</b>	<b>4.00</b>
<b>Cumulative Sale Averages – 1 USD= Rs. (Monthly Weighted Average)</b>				<b>195.01</b>	<b>244.91</b>	<b>347.05</b>

(Source: MSL/ CBSL)

## WORLD TEA PRODUCTION (IN MILLION KILOS)

Country	Month	Month		To-date		Diff (+/-)
		2022	2023	2022	2023	2022 vs 2023
Sri Lanka	Mar	22.00	21.30	63.30	58.50	-4.80
Malawi	Mar	7.10	6.50	18.90	19.10	0.20
Bangladesh	Feb	0.03	0.05	0.54	0.41	-0.13
Kenya	Feb	40.96	32.73	89.79	87.65	-2.14
North India	Feb	1.86	3.05	1.86	3.05	1.19

(Source: Africa Tea Brokers/National Brokers Ltd)

## MOMBASA AUCTION OF 24TH, 25TH & 26TH APRIL 2023

There was fairly good but irregular demand with prices closely following quality for the 191,129 packages (12,831,905.00 kilos) on offer with 47.27% neglected.

Pakistan Packers showed selective activity at lower levels while Egyptian Packers lent more support. UK, Yemen and other Middle Eastern countries-maintained interest while Afghanistan and Bazaar reduced enquiry. Kazakhstan and other CIS states were more selective with Russia operating. Sudan and Iran were quiet. Local Packers maintained interest while Somalia were active at the lower end of the market.

**BP1:** Best - Saw reduced and selective enquiry and lost up to USC73 but select invoices advanced by up to USC47.

Brighter - Were irregularly easier by up to USC74 with a number of teas remaining unsold. Mediums - KTDA mediums were steady to USC6 easier were sold with selected lines shedding up to USC28. Plantation mediums saw irregular activity ranging between firm to USC12 dearer to easier by up to USC9. Lower Mediums - Varied between steady to USC12 dearer to easier by USC18. Plainer - Most teas shed up to USC31 but a few lines advanced by up to USC14.

**PF1:** Best - Were easier by up to USC38 but a few teas appreciated by up to USC24. Brighter - Firm to USC17 below previous levels. Mediums - KTDA mediums were steady to USC4 easier with plantation mediums irregular and varied between firm to USC4 dearer to easier by up to USC16. Lower Mediums - Were irregular ranging between steady to USC17 dearer to easier by up to USC20. Plainer - Varied between USC10 dearer to easier by up to USC13.

**PDUST:** Best - Irregular enquiry and varied between firm to USC4 dearer to easier by USC8. Brighter - Steady to USC6 below last levels but a few lines gained USC3. Mediums - KTDA mediums were firm to USC8 easier with plantation mediums steady to USC12 above previous rates for some invoices to easier by USC8. Lower Medium - Firm to USC8 dearer to easier by USC6. Plainer - Were steady to easier by USC6 with a few lines discounted by up to USC20.

**DUST1:** Best - Saw irregular interest and varied between mostly firm to USC7 dearer to easier by a similar margin. Brighter - Steady to USC2 above previous rates. Mediums - KTDA mediums held firm to USC3 easier while plantation mediums were steady to USC12 below last levels. Lower Medium - Firm to USC8 dearer to easier by up to USC6. Plainer - Met irregular activity at steady to USC5 above previous rates to easier by up to USC7.

(Courtesy - Africa Tea Brokers Limited)

### KOLKATA AUCTION OF 25TH & 26TH APRIL 2023

Fair demand. Good and medium Assams are selling at easier levels following quality. Plainer Dooars barely steady to at times easier. Buying Pattern: W I - Operating . HUL - Selective . Exporters - Selective. Local Buyers - Operating Based on ABL'S Catalogue .

(Courtesy - Associated Brokers Pvt. Ltd., Kolkata)

### MALAWI AUCTION OF 26TH APRIL 2023

Selective demand continued at firm rates following quality for the 7840 packages on offer.

BP1 - Not supported.

PF1 - Tended firm on last where sold, balance taken out.

PD - Generally neglected.

D1 - Few selected lines held firm, balance taken out.

PF1SC - Met selective interest at firm rates where sold.

Secondaries – Few invoices on offer sold firm with lower end types taken out.

(Courtesy - Tea Brokers Central Africa Limited)

### GUWAHATI AUCTION OF 26TH APRIL 2023

Fair demand at easier rates following quality. ( PTM selling at 70% ). Buying Pattern: HUL / TCPL very selective. Western India/Internal operating.

(Courtesy - Associated Brokers (Pvt) Ltd., Guwahati)

### BANGLADESH /JAKARTA AUCTION

The above market report details were not available at the time of printing this publication.