



**Ceylon Tea
Brokers**

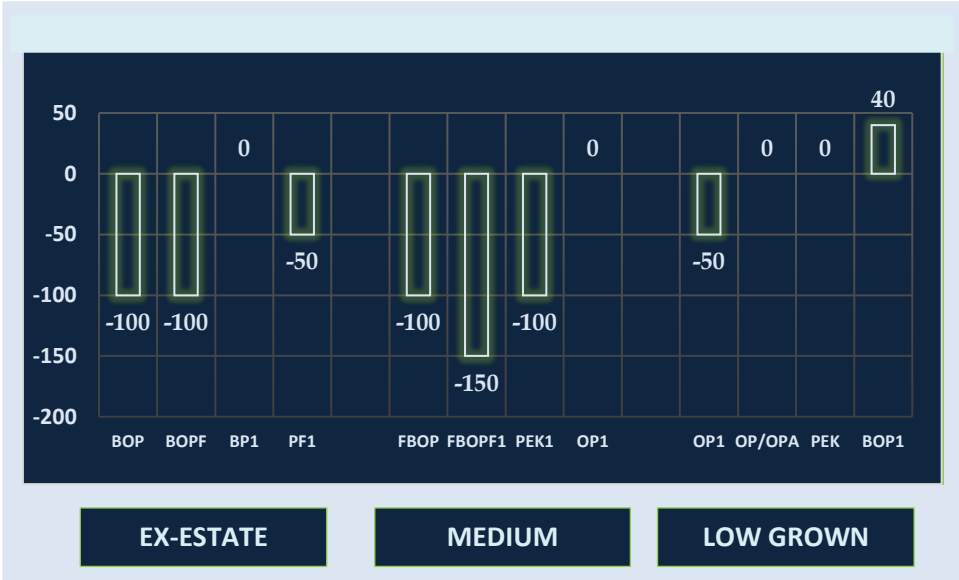


MARKET SNAPSHOT

SALE NO. 15 OF 18TH / 19TH APRIL 2023

CEYLON TEA BROKERS PLC
Level 7, Millenium House, No.46/58, Nawam Mawatha, Colombo 2
Tel: 011-460777 Fax: 011-4607788
Email: general@ceylontebrokers.com
Web: www.ceylontebrokers.com

Ex-Estate met with fair demand mostly at lower levels whilst firm demand prevailed for Low Grown.



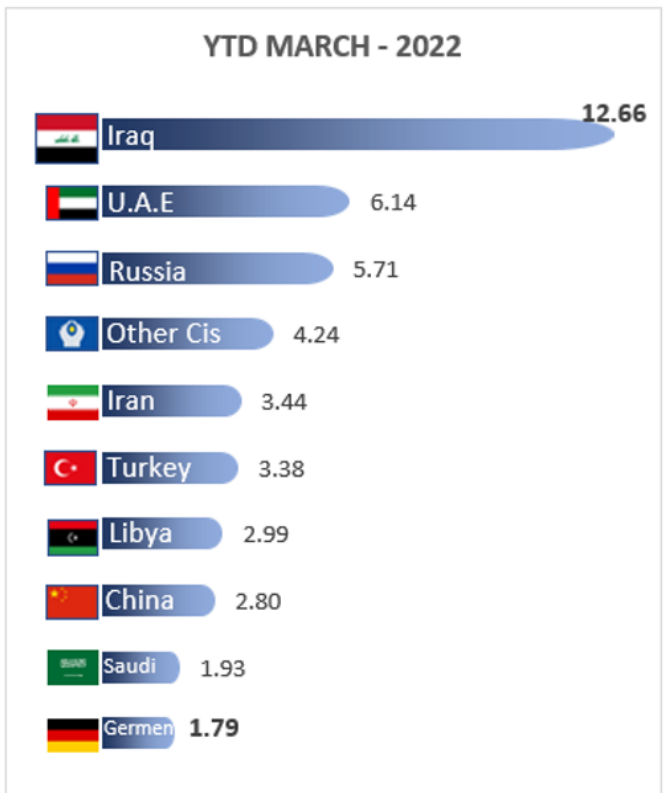
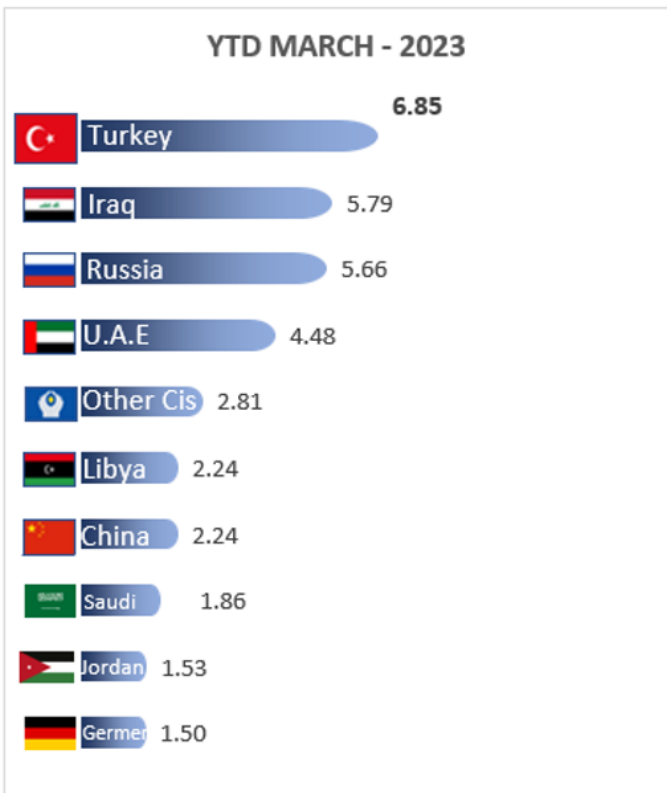
Currency - 19th April
LKR/USD 312.92

April (01st Sale)
Rs. 1,259.29
USD \$ 3.92

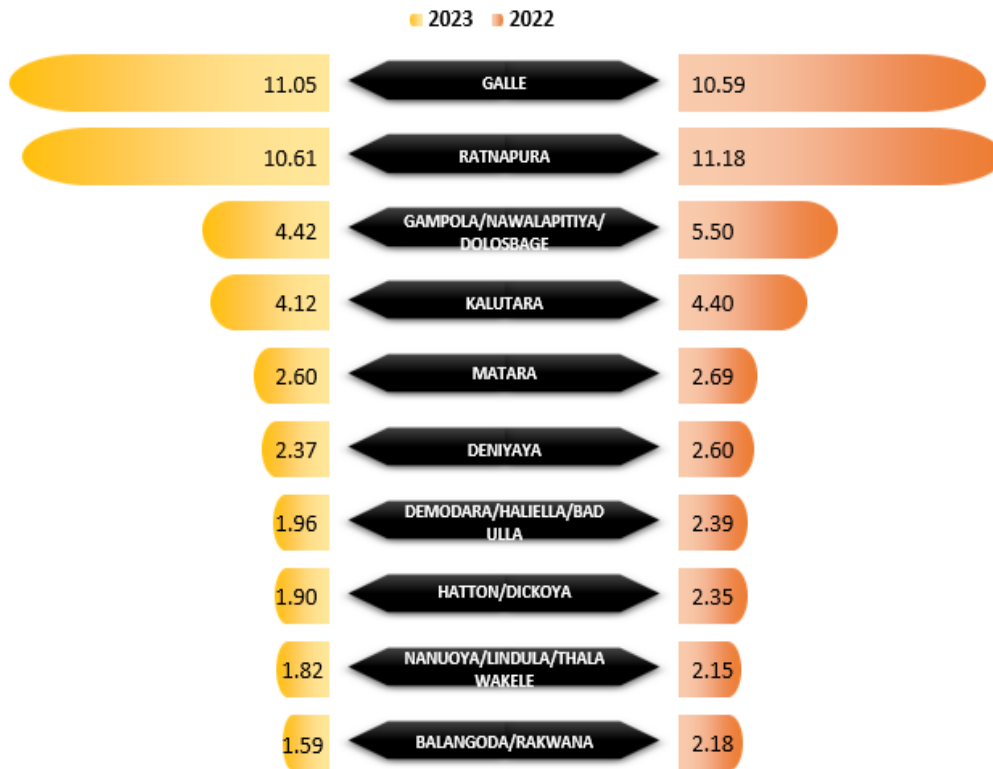
Elevation Average

ELV	RS	USD
High	1,284.71	\$ 4.00
Medium	1,101.15	\$ 3.42
Low	1,293.15	\$ 4.02

**TOP 10 COUNTRY WISE SRI LANKAN TEA EXPORT QUANTITY (MN KG)
 YTD MARCH - 2023 VS 2022**

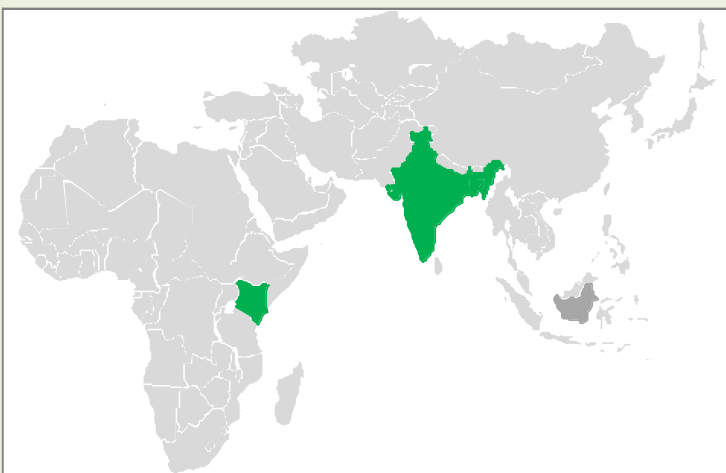


**TOP 10 AGRO CLIMATIC DISTRICTS ON TEA SOLD QUANTITY (IN MN KG)
YTD MARCH - 2023 VS 2022**



Source: S S P Corporate Services (Private) Limited

MARKET MOVEMENT AT INTERNATIONAL AUCTION CENTERS THIS WEEK



India



Kenya



Bangladesh



Indonesia market report details were not available at the time of printing this publication

COMMENTS

Sale	Ex-Estate		Low Grown (Leafy/Tippy)		Total	
	Qty	Demand	Qty	Demand	Qty	Demand
15	0.71 MKGs	Fair demand at mostly easier rates	2.3 Mkg	Firm	5.3 Mkg	Fair

WESTERN				
	SELECT BEST	BEST	BELOW BEST	PLAINER
BOP	↓ 50/-	↓ 100/-	↓ 100/-	↓ 100/-
BOPF	↓ 100/-	↓ 50/-	↓ 100/-	↓ 100/-

	NUWARA ELIYA	UDA PUSSELLAWA	UVA
BOP	↓ 50/-	↓ 100/-	↑ 50/-
BOPF	Firm	Firm	↓ 50/-

	HIGH	MEDIUM	LOW
BP1	Firm	↑ 50/-	Firm
PF1	↓ 50/-	↓ 60/-	Firm

HIGH & MEDIUM				
	SELECT BEST	BEST	BELOW BEST	OTHERS
BOP1	↑ 100/-	↑ 50/-	Firm	Firm
OP1	Firm	↑ 50/-	Firm	Firm
FBOP	↓ 100/-	↓ 100/-	↓ 100/-	↓ 100/-
FBOPF1	↓ 150/-	↓ 100/-	↓ 100/-	↓ 100/-
PEK	↓ 50/-	↓ 50/-	↓ 50/-	↓ 50/-
PEK1	↓ 100/-	↓ 100/-	↓ 50/-	↓ 50/-
OP/OPA	Firm	Firm	Firm	Firm

LEAFY / SEMI LEAFY				
	SELECT BEST	BEST	BELOW BEST	OTHERS
OP1	↓ 100/-	↓ 100/-	Firm	↑ 30/-
BOP1	↑ 40/-	↑ 40/-	↑ 50/-	↑ 50/-
OP/OPA	Firm			
PEK	Firm			
PEK1	↓ 70/-			

SMALL LEAF / TIPPY				
FBOP	↓ 200/-	↓ 100/-	↓ 80/-	↓ 50/-
FBOP1	↓ 80/-	↓ 100/-	↓ 60/-	↓ 50/-
FBOPF1	↓ 100/-	↓ 100/-	↓ 80/-	↓ 60/-

PREMIUM FLOWERY		
	FBOPFEXSP	FBOPFSP
Select Best	Firm	↓ 200-400/-
Best	↓ 200/-	↓ 150-200/-
Below Best	↓ 100/-	↓ 400-500/-
Others	↓ 200/-	↓ 200-300/-



Crude Oil
As at 19th April 2023 – USD 83.38



Mombasa Auction
Good general demand

Sri Lanka Tea Production for the month of March 2023 amounted to 21.34 Mn/Kg, vis-à-vis 22.02 Mn/Kg in 2022. (-0.68 Mn/Kg). Cumulative crop to end March 2023 was 58.52 Mn/Kg, compared with 63.10 Mn/Kg in 2022. (-4.58 Mn/Kg)

Elevation wise analysis shows that for the month of March 2023 High Grown shows a decrease -0.37 Mn/Kgs & Low Grown shows a decline of -0.41 Mn/Kg whilst Medium Grown shows recorded an increase of +0.10 Mn/Kg when compared to the same month last year.

CTC's recorded 1.87 Mn/Kg for the month of March 2023 vis-à-vis 1.80 Mn/Kg last year. (+0.07Mn/Kg)

(Please refer Page No.15 for more details)

Sri Lanka Tea Exports - Total quantity of tea exported for the month of March 2023 including Re-Exports with imported Tea amounted to 17.98 Mn/kg, recording a decline of -5.20 Mn/kg (-22.43%) compared to the same period last year. The FOB price per Kg for the month was LKR 2,018.87 vis-à-vis LKR 1,045.14 (LKR +973.73). Total export earnings recorded an increase of LKR 12.07 billion (49.84%) in 2023 as against the same month last year.

(Please refer Page No.16,17 & 18 for more details)

CURRENCY BOARD – AS AT 19TH APRIL 2023

	United States Dollars (USD)		European Community Euro (EUR)		United Kingdom pounds (GBP)	
	Corresponding		Corresponding		Corresponding	
	2023	2022	2023	2022	2023	2022
Sri Lankan Rupee	312.92	327.50	342.31	357.42	387.43	428.51

(Courtesy - Central Bank of Sri Lanka)

Indian Rupee	82.05	76.08	89.91	82.10	101.87	99.07
Kenyan Shilling	134.15	114.59	147.00	123.65	166.55	149.21
Bangladesh Taka	105.28	85.12	115.37	91.86	130.71	110.84
Indonesian Rupiah	14,859.30	14,345.60	16,282.60	15,480.70	18,448.20	18,680.00
Malawi Kwacha	1,018.41	801.96	1,115.96	865.42	1,264.39	1,044.27
Vietnam Dong	23,501.00	22,902.40	25,752.10	24,714.50	29,177.10	29,822.10

(Courtesy - Oanda Corporation)

SRI LANKA RUPEE AGAINST US DOLLAR

TIME PERIOD 17/04/2023 TO 19/04/2023 (SPOT / BUYING RATE)

17/04/2023	312.07	19/04/2023	312.92
18/04/2023	312.41		

(Courtesy - Central bank of Sri Lanka)

QUANTITY SOLD DURING THE PERIOD 03RD – 15TH APRIL 2023

	2023		2022	
	WEEKLY	TODATE	WEEKLY	TODATE
PRIVATE SALES	126,144.86	1,432,963.31	86,822.00	1,172,463.00
PUBLIC AUCTION	4,689,319.00	62,787,867.50	4,939,393.00	69,874,132.00
FORWARD CONTRACTS	56,040.00	920,968.00	10,000.00	601,640.00
DIRECT SALES	-	-	-	-
TOTAL	4,871,503.86	65,141,798.81	5,036,215.00	71,648,235.00
BMF EXCLUDED FROM PRIVATE SALE	29,115.00	653,000.00	169,421.00	2,079,283.00

TEA
TECH
TIPS



Change the liquor character of teas by varying thickness of spread of fermenting dhool.

CROP AND WEATHER (FOR THE PERIOD 10TH – 16TH APRIL 2023)





























The Western planting districts experienced sunny conditions followed by rain. Nuwara Eliya's reported clear morning followed by gloomy evening. The Department of Meteorology forecasts evening showers in both regions.

The Uva experienced clear weather. The Udapussellawa's reported scattered evening showers. Occasional showers are expected in Uva.

The Low grown districts experienced bright mornings followed by occasional evening showers. Scattered showers are expected in the Ruhuna and Sabaragamuwa regions.

All planting regions maintained their crop intake.

WEATHER FORECAST (FOR THE PERIOD 20TH – 26TH APRIL 2023)

	Thu (20/04)	Fri (21/04)	Sat (22/04)	Sun (23/04)	Mon (24/04)	Tue (25/04)	Wed (26/04)
Galle	32°/25°C 	33°/24°C 	33°/24°C 	32°/25°C 	32°/24°C 	33°/24°C 	32°/25°C 
Matara	34°/24°C 	32°/23°C 	32°/23°C 	32°/23°C 	32°/23°C 	32°/23°C 	32°/23°C 
Ratnapura	34°/22°C 	34°/20°C 	34°/21°C 	34°/20°C 	34°/21°C 	34°/20°C 	34°/20°C 
Hatton/ Talawakelle	28°/15°C 	29°/16°C 	29°/16°C 	29°/15°C 	29°/16°C 	29°/16°C 	29°/15°C 

ORDER OF SALE THIS WEEK

EX EST	H/M-OFF GR & DUST	LEAFY/ SEMI LEAFY/ TIPPY/PREM & BOP1A
LC	Forbes & Walker Tea Brokers (Pvt) Ltd	Asia Siyaka Commodities PLC
AS	Mercantile Produce Brokers (Pvt) Ltd	Ceylon Tea Brokers PLC
FW	Asia Siyaka Commodities PLC	John Keells PLC
MB	John Keells PLC	Eastern Brokers Ltd
ES	Eastern Brokers Ltd	Lanka Commodity Brokers
JK	Ceylon Tea Brokers PLC	Bartleet Produce Marketing (Pvt) Ltd
BA	Lanka Commodity Brokers	Mercantile Produce Brokers (Pvt) Ltd
CTB	Bartleet Produce Marketing (Pvt) Ltd	Forbes & Walker Tea Brokers (Pvt) Ltd

CATALOGUE	LOTS	QTY (KGS)
EX-ESTATE	684	713,470.0
HIGH AND MEDIUM	1,406	630,230
LOW GROWN (LEAFY)	2,004	775,667
LOW GROWN (SEMI LEAFY)	1,565	685,759
LOW GROWN (TIPPY)	1,853	868,026
OFF GRADES + BOP1A	2,094	1,044,456
DUSTS	563	529,107
PREMIUM FLOWERY	225	41,578
TOTAL	10,394	5,288,293

HIGH GROWN TEAS

BOP Best Western's were lower by Rs. 50/- per kg. Below best and plainer types declined by Rs.100/- per kg and more. Nuwara Eliya's were barely steady. Uda Pussellawa's eased up to Rs.100/- per kg. Uva's were firm to dealer by Rs.50/- per kg.

BOPF Best Western's declined Rs.50/- per kg and more. Below best and plainer teas were lower by Rs.100/- per kg on average. Nuwara Eliya's were firm. Uda Pussellawa's were sold around last week levels. Uva's eased by Rs.50/- per kg and at times more.

MEDIUM GROWN TEAS

BOP1/OP1 **BOP1** – Select best dealer by Rs.100/- per kg whilst best appreciated by Rs.50/- per kg. Below best and others held firm.

OP1 – Best increased by Rs. 50/- per kg whilst others were firm.

OP/OPA In general, held firm.

PEKOE/PEKOE1 **PEK** – Overall easier by Rs.50/- per kg.

PEK1 – Select best and best were lower by Rs. 100/- per kg whilst below best and others shed by Rs. 50/- per kg.

FBOP/FBOPF1 **FBOP** – Overall, easier by Rs.100/- per kg

FBOPF1 – Select best lower by Rs.150/- per kg whilst others declined by Rs.100/- per kg.

CTC

HIGH GROWN **BP1** – Firm.

PF1 – Eased by Rs.50/- per kg.

MEDIUM GROWN **BP1** – Irregularly dearer.

PF1 – Declined by Rs.60/- per kg on average.

LOW GROWN **BP1** – Firm.

PF1 – Firm.

QUOTATIONS-HIGH GROWNS	BOP		BOPF	
BEST WESTERNS	1360	1550	1400	1600
BELOW BEST WESTERNS	1200	1340	1220	1380
PLAINER WESTERNS	1040	1180	1080	1200
NUWARA ELIYAS	1400	1550	1400	1440
UDAPUSSELLAWAS	1080	1440	1200	1320
BEST UVAS	1360	1440	1280	1440
OTHER UVAS	900		1260	1280
GOOD MEDIUMS	1200	1600	1200	1240
POOR MEDIUMS	980	1100	940	1140
QUOTATIONS – UNORTHODOX	BP1		PF1	
(CTC) CTC (High & Medium)	960	1260	960	1340
CTC (Low)	1320	1600	1180	1420

LOW GROWN

BOP1	A few select best were firm whilst best and below best maintained. Poorer sorts were firm to lower.
OP1	Select best were firm, whilst best and below best were easier. Poorer sorts maintained.
OP	Well-made varieties were firm. Best and below best maintained. Poorer types gained.
OPA	Select best were firm. Best and below best maintained. Teas at the lower end were firm to dearer.
PEKOE/PEKOE1	Select best teas together with full range of bold PEK's were firm to lower. Cleaner below best and the rest were irregular.
FBOP/FBOP1	Select best and best were firm on last, others were easier.
BOP	In general, lower market.
BOPF	All-round irregular.
FBOPF/FBOPF1	Select best and best FBOPF1's met with all-round lower market; others were irregular. FBOPF's had a lower market and at times were unsellable.

QUOTATIONS	SELECT BEST	BEST	BELOW BEST	OTHER
BOP1	2,200-3,600	1,600-2,100	1,250-1,500	800-1,100
OP1	2,600-3,400	1,900-2,300	1,600-1,800	800-1,400
OP	1,700-2,050	1,550-1,650	1,400-1,500	800-1,300
OPA	1,750-2,300	1,550-1,650	1,300-1,550	800-1,300
PEKOE	1,900-2,300	1,700-1,800	1,500-1,700	800-1,200
PEKOE1	1,950-2,150	1,700-1,850	1,500-1,700	800-1,200
FBOP1	1,200- 1,700	900-1,100	700-850	Below 650
FBOP	1,800-2,850	1,200-1,700	900-1,100	Below 850
BOP	1,600-2,500	1,200-1,500	900-1,100	Below 880
BOPF	1,100-1,480	920-980	850-950	Below 800
FBOPF1	1,200-1,650	980-1,100	840-960	Below 820
FBOPF	1,000-1,500	820-900	800-880	Below 780
FFSP/FFEXSP/FFEXSP1	3,000-4,500	1,200-2,000	980-1,000	Below 960

OFF GRADES

FGS/FGS1 High grown varieties eased by Rs.40-60/- per kg. Medium and low grown gained by Rs.20-40/- per kg. CTC's declined by Rs.20-30/- per kg.

BM/BP **BM** – Best were easier by Rs.20-30/- per kg and more towards the closure of the sale. Below best and bottom maintained.

BP – in general eased by Rs.40-60/- per kg.

BOP1A Best varieties were firm. Below Best varieties easier by Rs.20-40/- per kg. Teas at the lower end maintained.

	HIGH		MEDIUM		LOW	
FNGS	790	1280	600	1040	560	1120
P.FGS (CTC)	1120		800	890	790	1260
BP	770	1040	680	1100	420	1240
BM	750	860	700	870	560	1280
BOP1A	800	900	740	1040	770	1600

DUST

DUST1 Best and below best were irregularly lower. CTC's lost by Rs.50-60/- per kg. Best and below best Low grown appreciated by Rs.50-60/- per kg.

DUST Cleaner secondaries lost by Rs.40-80/- per kg. Low grown gained by Rs.40-50/- per kg.

	HIGH		MEDIUM		LOW	
PRIMARY DUSTS	1400	1700	940	1440	920	1080
SECONDARY DUSTS	1100	1400	750	900	700	890
PDUST (CTC)	1120	1260	1140	1300	1000	1400

TOP PRICES - SALE NO. 15 OF 18TH / 19TH APRIL 2023

WESTERN MEDIUM			
Craighead	BOP	1,300.00	
Rilagala	BOPSp	1,320.00	
Vellai Oya	BOPF/BOPFSP	1,240.00	
Harangalla	BOP1	1,650.00	
Dekinda	BOP1	1,650.00	
Dartry Valley	FBOP/FBOP1	1,750.00	
Windsorforest	FBOPF/FBOPF1	1,360.00	
Harangalla	OP/OPA	1,750.00	
Dartry Valley	OP/OPA	1,750.00	
New Rothschild	OP1	1,750.00	@
Werallakanda	OP1	1,750.00	
Dartry Valley	OP1	1,750.00	
Dartry Valley	PEK/PEK1	1,950.00	

WESTERN HIGH			
Wattegodde	BOP	1,600.00	
Wattegodde	BOPSp	1,500.00	
Great Western	BOPF/BOPFSP	1,600.00	
Weddemulla	BOP1	1,060.00	@
Glenloch	FBOP/FBOP1	1,500.00	
Glenloch	FBOPF/FBOPF1	1,320.00	
Venture	OP/OPA	1,750.00	
Queensberry	OP1	1,700.00	
Weddemulla	OP1	1,500.00	@
Weddemulla	PEK/PEK1	1,750.00	@
Glenloch	PEK/PEK1	1,750.00	

NUWARA ELIYA			
Mahagastotte	BOP	1,550.00	
Mahagastotte	BOPF/BOPFSP	1,440.00	
Kenmare	FBOP/FBOP1	1,200.00	
Court Lodge	OP/OPA	1,550.00	
Court Lodge	PEK/PEK1	1,550.00	
Kenmare	PEK/PEK1	1,550.00	

UDA PUSSELLAWAS			
Luckyland	BOP	1,440.00	
Luckyland	BOPSp	1,280.00	
Luckyland	BOPF/BOPFSP	1,320.00	
Gonapitiya	BOP1	1,030.00	@
Alma	FBOP/FBOP1	1,300.00	@
Delmar	FBOPF/FBOPF1	1,240.00	
Alma	OP/OPA	1,550.00	@
Alma	OP1	1,700.00	@
Blairlmond	OP1	1,700.00	
Blairlmond	PEK/PEK1	1,850.00	

UVA MEDIUM			
El Teb	BOP	1,420.00	
Halpewatte Uva	BOPSp	1,280.00	
Dickwella	BOPF/BOPFSP	1,200.00	
Demodera 'S'	BOP1	2,050.00	
Demodera 'S'	FBOP/FBOP1	1,460.00	
Ury	FBOP/FBOP1	1,420.00	@
Telbedde	FBOPF/FBOPF1	1,340.00	
Wewesse	OP/OPA	1,650.00	
Misty-Uva	OP/OPA	1,650.00	
Demodera 'S'	OP1	2,050.00	
Misty-Uva	PEK/PEK1	1,900.00	

UVA HIGH			
Bandaraeliya	BOP	1,440.00	
Pitaratmalie	BOP	1,440.00	
Spring Valley	BOPSp	1,320.00	
Bandaraeliya	BOPF/BOPFSP	1,440.00	
Spring Valley	BOP1	1,950.00	
Aislaby	FBOP/FBOP1	1,580.00	
Aislaby	FBOPF/FBOPF1	1,340.00	
Aislaby	OP/OPA	1,750.00	
Gonamotawa	OP1	1,900.00	
Mount Uva	PEK/PEK1	1,850.00	@
Oodoowerre	PEK/PEK1	1,850.00	

UNORTHODOX HIGH			
Dunsinane CTC	PF1	1,340.00	
Ulgedara CTC	PF1	1,320.00	@
Mount Vernon CTC	BP1	1,260.00	
Mount Vernon CTC	BPS	1,200.00	

UNORTHODOX MEDIUM			
Delta CTC	PF1	1,320.00	
New Peacock CTC	PF1	1,320.00	
Delta CTC	BP1	1,100.00	
Donside CTC	BP1	1,100.00	
Donside CTC	BPS	1,140.00	

UNORTHODOX LOW			
Cecilayan CTC	PF1	1,420.00	
Suduwelipothahena CTC	PF1	1,420.00	
Kalubowitiyana CTC	PF1	1,420.00	
Cecilayan CTC	BP1	1,600.00	
Lantern Hill CTC	BPS	1,040.00	
Ross Feld CTC	BPS	1,040.00	

TOP PRICES - SALE NO. 15 OF 18TH / 19TH APRIL 2023

LOW GROWN				LOW GROWN (CONT...)			
Sithaka	BOP1	3,600.00		Stream Line	BOPFSp	1,320.00	
Sithaka	OP1	3,400.00		Mulatiyana Hills	BOPFSp	1,300.00	@
Green Lanka	OP	2,050.00		Sithaka	FBOP	2,850.00	
Liyonta	OP	2,000.00		Galatara	FBOP1	1,700.00	
Graceland	OP	1,850.00	@	New Singhe Vally	FBOP1	1,700.00	
Wathurawila	OP	1,850.00	@	Rumassala Hills	FBOPF	1,500.00	@
Thundola Ella	OP	1,850.00	@	Gunawardana	FBOPF	1,500.00	
Nilgiri	OP	1,850.00	@	Sihara	FBOPF	1,460.00	@
Sirimewana	OP	1,850.00	@	Makandura	FBOPF1	1,650.00	
New Panilkanda	OP	1,850.00		Sithaka	FBOPF1	1,650.00	
New Mahendra	OP	1,850.00		Lumbini	FBOPF1	1,600.00	@
Win Hills	OP	1,850.00		Pothotuwa	FBOPF1	1,600.00	
Balagala	OP	1,850.00					
Liyonta	OPA	2,300.00					
Suwishka	OPA	2,000.00	@	DUSTS			
A C U Super	OPA	1,950.00	@	Wattegodde	DUST1	1,700.00	
New Panilkanda	OPA	1,950.00		Kalubowitiyana CTC	PD	1,400.00	
Lumbini	PEK	2,300.00					
New J.S.P	PEK1	2,150.00	@	PREMIUM FLOWERY			
A C U Super	PEK1	2,150.00	@	Makandura	FBOPFSp	2,650.00	
Nilrich	PEK1	2,150.00	@	Lumbini	FBOPFExSp	3,900.00	
Golden Garden	PEK1	2,150.00		Thisara Super	FBOPFExSp1	4,500.00	
Andaradeniya Super	PEK1	2,150.00		Muswenna	FBOPFExSp1	4,400.00	
KDU Super	PEK1	2,150.00		Sachitha	FBOPFExSp1	3,850.00	@
Makandura	PEK1	2,150.00		Peak View Super	FBOPFExSp1	3,850.00	@
Peak View Super	PEK1	2,100.00	@				
Rajjuruwatta Super	PEK1	2,100.00	@	OFF GRADES			
Nilgiri	PEK1	2,100.00	@	Holyrood	FGS/FGS1	1,280.00	
H P P Tea	PEK1	2,100.00		Somerset	FGS/FGS1	1,280.00	
Brombil	PEK1	2,100.00		Hingalgoda CTC	PF	1,260.00	
Mahaliyadda	PEK1	2,100.00		Mount Vernon CTC	PF	1,120.00	@
Nilvin Super	PEK1	2,050.00	@	Golden Garden	BM	1,280.00	
Sihara	PEK1	2,050.00	@	Hidellana	BP	1,240.00	
Lions	PEK1	2,050.00	@	Galatara	BOP1A	1,600.00	
Hadigalla	PEK1	2,050.00					
Rathmalgoda Super	PEK1	2,050.00					
Iththagala Super	PEK1	2,050.00					
New Vithanakande	PEK1	2,050.00					
New Panilkanda	PEK1	2,050.00					
Sisiramba Super	PEK1	2,050.00					
Hidellana	BOP	2,500.00					
Brombil	BOP	2,100.00					
Talangaha	BOP	2,000.00	@				
Golden Garden	BOP	2,000.00					
Stream Line	BOPSP	1,800.00					
KDU Super	BOPSP	1,600.00					
Suduwelipothahena Super	BOPSP	1,500.00	@				
Ceciliyan	BOPF	1,480.00					

FUTURE SALES INFORMATION

SALE NO 16 OF 25TH / 26TH APRIL 2023

EX-ESTATE	H/M-OFF GR & DUST	LEAFY/ SEMI LEAFY/ TIPPY/PREM & BOP1A
AS	Mercantile Produce Brokers (Pvt) Ltd	Ceylon Tea Brokers PLC
FW	Asia Siyaka Commodities PLC	John Keells PLC
MB	John Keells PLC	Lanka Commodity Brokers
ES	Eastern Brokers Ltd	Bartleet Produce Marketing (Pvt) Ltd
JK	Ceylon Tea Brokers PLC	Eastern Brokers Ltd
BA	Lanka Commodity Brokers	Mercantile Produce Brokers (Pvt) Ltd
CTB	Bartleet Produce Marketing (Pvt) Ltd	Forbes & Walker Tea Brokers (Pvt) Ltd
LC	Forbes & Walker Tea Brokers (Pvt) Ltd	Asia Siyaka Commodities PLC

Buyers Prompt: 02.05.2023

Sellers Prompt: 03.05.2023

AWAITING SALE - CATALOGUE DETAILS

	SALE OF 25TH / 26TH APRIL 2023		SALE OF 02ND / 03RD MAY 2023	
	LOTS	QTY(KGS)	LOTS	QTY(KGS)
EX-ESTATE	674	713,132	745	800,562.0
HIGH AND MEDIUM	1,462	660,275	1,586	745,087
LOW GROWN (LEAFY)	2,051	815,585	2,163	895,610
LOW GROWN (SEMI LEAFY)	1,623	729,484	1,596	712,398
LOW GROWN (TIPPY)	1,830	886,701	1,797	877,501
OFF GRADES+BOP1A	2,086	1,057,475	2,521	1,315,040
DUSTS	559	530,282	659	597,365
PREMIUM FLOWERY	248	45,919	243	45,980
TOTAL	10,533	5,438,853	11,310	5,989,543
MAIN SALE & EX ESTATE CLOSED ON	30TH MARCH 2023		06TH APRIL 2023	

SALE NO.18 – 09TH / 10TH MAY 2023

Ex-Estate catalogue and Main Sale catalogues are scheduled to be closed on the 20th April 2023.

SALE NO.19 – 16TH / 17TH MAY 2023

Ex-Estate catalogue and Main Sale catalogues are scheduled to be closed on the 27th April 2023.

SALE NO. 20 – 23RD/ 24TH MAY 2023

Ex-Estate catalogue and Main Sale catalogues are scheduled to be closed on the 04th May 2023.

ELEVATION WISE – STATISTICS – COLOMBO AUCTION AVERAGES

Elevation	LAST WEEK	WEEK BEFORE LAST	LAST YEAR	YEAR BEFORE
	(RS)	(RS)	(RS)	(RS)
	Sale- 03.04.2023	Sale- 28.03.2023	Corres 2022	Corres 2021
Uva High	1178.78	1157.97	1093.35	593.43
Western High	1325.59	1371.51	1029.37	635.44
CTC High	1241.28	1238.02	801.04	556.06
Total High Grown	1281.45	1308.98	1049.1	623.34
Uva Medium	1131.36	1098.07	1145.13	585.40
Western Medium	1088.74	1128.53	980.39	556.22
CTC Medium	1131.45	1169.75	784.37	519.42
Total Medium Grown	1102.22	1118.69	1038.48	564.90
Orthodox Low	1324.62	1317.78	1300.09	660.94
CTC Low	967.16	952.01	791.63	496.02
Total Low Grown	1298.70	1300.28	1265.48	650.62
TOTAL	1262.41	1271.38	1190.30	629.70

Elevation	LAST WEEK	WEEK BEFORE LAST	LAST YEAR	YEAR BEFORE
	(\$)	(\$)	(\$)	(\$)
	Sale- 03.04.2023	Sale- 28.03.2023	Corres 2022	Corres 2021
Uva High	3.60	3.62	3.52	2.98
Western High	4.05	4.29	3.31	3.19
CTC High	3.79	3.87	2.58	2.79
Total High Grown	3.91	4.09	3.37	3.13
Uva Medium	3.45	3.43	3.68	2.94
Western Medium	3.32	3.53	3.15	2.79
CTC Medium	3.45	3.66	2.52	2.61
Total Medium Grown	3.37	3.50	3.34	2.83
Orthodox Low	4.04	4.12	4.18	3.31
CTC Low	2.95	2.98	2.55	2.49
Total Low Grown	3.97	4.06	4.07	3.26
Weekly Total (USD)	3.85	3.97	3.83	3.16
Exchange Rate (LKR)	327.50	319.98	310.86	199.38

Elevation	TODATE	TODATE	TODATE	TODATE	TODATE	TODATE
	2021	2022	2023	2021	2022	2023
	(RS)	(RS)	(RS)	(\$)	(\$)	(\$)
Uva High	583.32	721.33	1216.75	2.99	2.95	3.49
Western High	633.43	758.22	1435.92	3.25	3.10	4.12
CTC High	568.55	634.18	1241.82	2.92	2.59	3.56
Total High Grown	620.78	747.93	1377.01	3.18	3.05	3.95
Uva Medium	597.93	760.17	1200.68	3.07	3.10	3.44
Western Medium	582.14	675.00	1185.21	2.99	2.76	3.40
CTC Medium	539.33	573.74	1129.33	2.77	2.34	3.24
Total Medium Grown	586.46	700.00	1189.82	3.01	2.86	3.41
Orthodox Low	684.74	868.92	1480.39	3.51	3.55	4.24
CTC Low	527.09	566.59	1026.67	2.70	2.31	2.94
Total Low Grown	674.37	846.62	1454.77	3.46	3.46	4.17
TOTAL	649.34	801.51	1398.67	3.33	3.27	4.01

Cumulative Sale Averages – 1 USD= Rs. (Monthly Weighted Average)

(Source: MSL/ CBSL)

WORLD TEA PRODUCTION (IN MILLION KILOS)

Country	Month	Month		To-date		Diff (+/-)
		2022	2023	2022	2023	2022 vs 2023
Sri Lanka	Mar	22.0	21.3	63.1	58.5	-0.9
Bangladesh	Feb	0.033	0.046	0.54	0.41	-0.13
North India	Feb	1.86	3.05	1.86	3.05	1.19
Malawi	Feb	7.0	6.3	11.8	12.6	0.8
Kenya	Feb	40.96	32.73	89.79	87.65	-2.14

(Source: Africa Tea Brokers/National Brokers Ltd)

MOMBASA AUCTION OF 17TH / 18TH & 19TH APRIL 2023

Good general demand prevailed in the market for the 183,138 packages (12,591,907.70 kilos) available; 30.96% remained unsold.

Pakistan Packers were active but at lower levels while Yemen, other Middle Eastern countries and Afghanistan maintained support. UK and Egyptian Packers showed more support while Kazakhstan, other CIS states and Sudan were selective. Bazaar showed less enquiry while Russia and Iran were absent. Local Packers were active on price with Somalia active at the lower end of the market.

BP1: Best – Saw irregular interest varying between USC28 dearer for some lines with others mostly easier by up to USC86. Brighter – Irregular ranging between firm to USC6 above last levels to easier by up to USC28. Mediums – KTDA mediums held value with cleaner sorts USC13 dearer while plantation mediums met irregular interest and varied between steady to USC8 above last rates to easier by up to USC12. Lower Mediums – Firm to USC15 dearer with some Invoices irregularly easier by up to USC10. Plainer – Saw good absorption with better categories advancing by up to USC13 while others ranged between steady to USC8 below previous levels.

PF1: Best – Generally firm to USC12 easier but some lines gained up to USC3. Brighter – Steady to USC3 dearer to easier by up to USC14. Mediums – KTDA mediums were fully firm while plantation mediums were irregular ranging between steady to USC14 dearer to easier by a similar margin. Lower Mediums – Firm enquiry up to USC4 above last levels for some lines with others easier by up to USC10. Plainer – Steady to up to USC11 easier.

PDUST: Best – Met strong but irregular interest ranging between firm to USC12 above previous rates with some lines discounted by up to USC8. Brighter – Less enquiry at USC2 to USC5 easier. Mediums – KTDA mediums lost up to USC3 with many lines remaining without bids; plantation mediums saw improved support gaining USC15 with some teas advancing by up to USC26. Lower Medium – Irregular activity at firm to USC22 to easier by up to USC9. Plainer – Met improved competition and appreciated by up to USC23 but a few lines shed up to USC8.

DUST1: Best – Irregular enquiry at firm to USC11 above last levels to easier by USC8 with some lines discounted by up to USC26. Brighter – Steady to USC4 dearer to easier by USC3. Mediums – KTDA mediums were firm where sold with many lines remaining without bids. Plantation mediums saw irregular interest at USC20 dearer to easier by up to USC9. Lower Medium – Steady to USC10 above last levels. Plainer – Met irregular activity ranging between firm to USC10 dearer to easier by up to USC24.

SECONDARY GRADES: In the Secondary Catalogues, BPs were about firm with PFs steady. Clean well sorted coloury Fannings were discounted while similar DUSTs tended easier. Other Fannings held value with DUSTs firm. BMFs were well absorbed.

(Courtesy - Africa Tea Brokers Limited)

BANGLADESH AUCTION OF 17TH APRIL 2023

CTC LEAF: 13,630 packages of Current Season & 10 packages of Old Season teas on offer met with a very strong demand.

BROKENS/FANNINGS: Grainy, well made good liquoring teas were keenly sought after resulting in prices appreciating considerably for these varieties. Good and Medium types were also well competed for and advanced in price following quality. A few plain and BLF teas met with only a limited interest and were mostly withdrawn without bids.

CTC DUST: 2,987 packages of Current Season teas on offer met with strong demand. Good liquoring Ds and CDs met with good competition and generally sold above Brokers' valuation fetching between Tk. 357/- and Tk.265/- . These also sold well in line with quality. PDs and RDs were also well supported and rates for these ranged between Tk. 280/- and Tk.230/-. BLF Dusts proved difficult of sale with heavy withdrawals. Loose tea buyers operated quite strongly on well made popular marks. Blenders were selective only for bright liquoring types.

COMMENTS: This was the first sale of the season which attracted strong interest from the Loose tea buyers. Blenders lent good support but were selective. It was noteworthy that well made popular marks elicited strong support from the Loose tea buyers and fetched prices well above Brokers' price ideas.

(Courtesy - National Brokers Limited)

KOLKATA AUCTION OF 18TH / 19TH APRIL 2023

Fair demand. Good and medium Assam selling at easier levels. Plainer Dooars barely steady. W I operating. TCPL selective. Local Buyers operating. Based on ABL's Catalogue.

(Courtesy - Associated Brokers Pvt. Ltd., Kolkata)

MALAWI AUCTION OF 19TH APRIL 2023

There was less demand at firm rates where sold for the 5620 packages on offer.

BP1 met improved demand up to 3 USC dearer.

PF1 - Few selected invoices held firm, balance taken out with no bids.

PF1SC were firm on last.

PD/ D1 were neglected.

Secondaries - Few selected lines tended firm, balance taken out.

(Courtesy - Tea Brokers Central Africa Limited)

JAKARTA /GUWAHATI AUCTION

The above market report details were not available at the time of printing this publication.

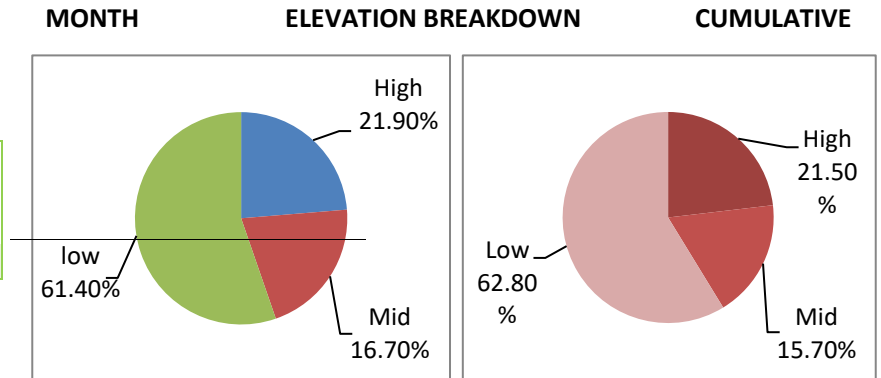
TEA PRODUCTION STATISTICS - MARCH 2023

We give below production figures for the month of March 2023, together with the corresponding figures of 2022 (Kgs)

	2023		2022		DIFFERENT FROM LAST YEAR +/-	
	MARCH	TODATE	MARCH	TODATE	MONTH	CUMULATIVE
ORTHODOX						
High Grown	4,129,416.00	11,179,417.00	4,528,387.00	13,207,740.00	-398,971.00	-2,028,323.00
Medium Grown	2,837,561.00	7,310,769.00	2,945,256.00	8,267,067.00	-107,695.00	-956,298.00
Low Grown	12,248,754.00	34,331,191.00	12,626,434.00	35,395,631.00	-377,680.00	-1,064,440.00
Total	19,215,731.00	52,821,377.00	20,100,077.00	56,870,438.00	-884,346.00	-4,049,061.00
CTC						
High Grown	402,832.00	1,093,954.00	437,811.00	1,383,055.00	-34,979.00	-289,101.00
Medium Grown	617,374.00	1,580,681.00	478,345.00	1,703,451.00	139,029.00	-122,770.00
Low Grown	852,123.00	2,423,843.00	882,403.00	2,652,870.00	-30,280.00	-229,027.00
Total	1,872,329.00	5,098,478.00	1,798,559.00	5,739,376.00	73,770.00	-640,898.00
TOTAL BLACK TEA PRODUCTION						
High Grown	4,532,248.00	12,273,371.00	4,966,198.00	14,590,795.00	-433,950.00	-2,317,424.00
Medium Grown	3,454,935.00	8,891,450.00	3,423,601.00	9,970,518.00	31,334.00	-1,079,068.00
Low Grown	13,100,877.00	36,755,034.00	13,508,837.00	38,048,501.00	-407,960.00	-1,293,467.00
Total	21,088,060.00	57,919,855.00	21,898,636.00	62,609,814.00	-810,576.00	-4,689,959.00
GREEN TEA						
High Grown	130,575.00	307,624.00	67,546.00	275,382.00	63,029.00	32,242.00
Medium Grown	117,007.00	290,827.00	49,440.00	213,411.00	67,567.00	77,416.00
Low Grown	629.00	1,829.00	267.00	776.00	362.00	1,053.00
Total	248,211.00	600,280.00	117,253.00	489,569.00	130,958.00	110,711.00
TOTAL TEA PRODUCTION						
High Grown	4,662,823.00	12,580,995.00	5,033,744.00	14,866,177.00	-370,921.00	-2,285,182.00
Medium Grown	3,571,942.00	9,182,277.00	3,473,041.00	10,183,929.00	98,901.00	-1,001,652.00
Low Grown	13,101,506.00	36,756,863.00	13,509,104.00	38,049,277.00	-407,598.00	-1,292,414.00
Total	21,336,271.00	58,520,135.00	22,015,889.00	63,099,383.00	-679,618.00	-4,579,248.00

ANALYSIS OF TEA PRODUCTION %

	MONTH	CUMULATIVE
High Grown	21.90	21.50
Medium Grown	16.70	15.70
Low Grown	61.40	62.80
Total	100.00	100.00



CTC PRODUCTION AS A PERCENTAGE OF BLACK TEA PRODUCTION

Month	8.9
Cumulative	8.8

SRI LANKA TEA EXPORTS - MARCH 2023

Description	March -- 2023			March -- 2022		
	Quantity	Value	FOB	Quantity	Value	FOB
	(Kg)	(Rs)	Price per Kg	(Kg)	(Rs)	Price per Kg
Tea in Bulk	7,464,998	12,266,918,662	1,643.26	9,344,923	8,522,284,920	911.97
Tea in Packets	7,642,165	14,637,157,116	1,915.32	11,066,186	10,710,485,093	967.86
Tea in Bags	2,197,666	6,746,432,127	3,069.82	2,184,531	3,747,129,173	1,715.30
Instant Tea	318,112	1,123,481,635	3,531.72	207,270	370,273,479	1,786.43
Green Tea	352,814	1,516,725,615	4,298.94	371,073	869,948,777	2,344.41
Grand Total	17,975,754	36,290,715,155	2,018.87	23,173,983	24,220,121,442	1,045.14
Approx. \$ Value	\$ 110,148,484.01		\$ 6.13	\$ 94,680,837.12		\$ 4.09

Description	January to March 2023			January to March 2022		
	Quantity	Value	FOB	Quantity	Value	FOB
	(Kg)	(Rs)	Price per Kg	(Kg)	(Rs)	Price per Kg
Tea in Bulk	22,544,401	38,503,653,561	1,707.90	27,209,166	23,335,934,052	857.65
Tea in Packets	23,945,383	46,463,851,645	1,940.41	29,397,227	26,881,528,258	914.42
Tea in Bags	5,716,646	17,759,370,266	3,106.61	5,432,150	9,203,816,747	1,694.32
Instant Tea	792,829	2,984,666,482	3,764.58	635,202	1,095,481,994	1,724.62
Green Tea	1,084,077	4,512,592,731	4,162.61	1,027,361	2,429,655,660	2,364.95
Grand Total	54,083,336	110,224,134,685	2,038.04	63,701,106	62,946,416,711	988.15
Approx. \$ Value	\$ 313,769,544.56		\$ 5.80	\$ 286,550,422.59		\$ 4.50

FOB PRICES VS DOLLAR RATE JAN TO MAR 2023 VS 2022

Month	Year - 2023			Year - 2022		
	FOB	FOB \$	CBSL \$ Rate	FOB	FOB \$	CBSL \$ Rate
January	2,055.34	5.67	362.42	948.24	4.71	201.46
February	2,040.25	5.64	361.98	962.27	4.77	201.74
March	2,018.87	6.13	329.47	1,045.14	4.09	255.81

SRI LANKA TEA EXPORTS – COUNTRY WISE

Country	Mar 2023 Qty (Kg)	Mar 2022 Qty (Kg)	Diff. in Qty (M.Kg)
Turkey	6,845,712	3,376,627	3.47
Iraq	5,790,402	12,657,155	(6.87)
Russia	5,656,838	5,709,513	(0.05)
U.A.E.	4,479,435	6,138,742	(1.66)
Other Cis Countries	2,807,970	4,238,150	(1.43)
Libya	2,244,186	2,992,310	(0.75)
China	2,237,935	2,796,089	(0.56)
Saudi Arabia	1,858,664	1,927,846	(0.07)
Jordan	1,531,006	1,190,455	0.34
Germany	1,504,496	1,794,094	(0.29)
Syria	1,360,910	1,266,855	0.09
Iran	1,300,573	3,439,305	(2.14)
U.S.A.	1,276,846	1,386,006	(0.11)
Chile	1,181,501	1,595,885	(0.41)
Japan	1,155,367	872,232	0.28
Lebanon	887,103	351,043	0.54
Taiwan	872,300	1,069,763	(0.20)
Poland	833,686	793,802	0.04
Belgium	788,638	340,775	0.45
Hong Kong	701,211	867,623	(0.17)
Ireland	658,525	508,416	0.15
Ukraine	596,399	642,497	(0.05)
Israel	580,611	586,601	(0.01)
Netherlands (Holland)	499,340	569,685	(0.07)
Egypt	497,625	648,385	(0.15)
Australia	490,463	424,366	0.07
Italy	381,613	325,962	0.06
South Africa	331,419	613,180	(0.28)
Kuwait	322,276	406,605	(0.08)
U.K.	293,302	197,824	0.10
Other	4,116,984	3,973,316	0.14
Total	54,083,335.51	63,701,105.8	-9.6177703

(Source: SL Customs - Statistical Division / CBSL)

SRI LANKA TEA EXPORTS – MARCH 2023

Total quantity of tea exported for the month of March 2023 including Re-Exports with imported Tea amounted to 17.98 Mn/kg, recording a decline of -5.20 Mn/kg (-22.43%) compared to the same period last year. The FOB price per Kg for the month was LKR 2,018.87 vis-à-vis LKR 1,045.14 (LKR +973.73). Total export earnings recorded an increase of LKR 12.07 billion (49.84%) in 2023 as against the same month last year.

Cumulative exports for the period January to March 2023 including Re-Exports with imported Tea amounted to 54.08 Mn/kg, showing a decline of -9.62 Mn/Kg (-15.10%) compared to last year. The FOB price per Kg for January to March 2023 recorded LKR 2,038.04 vis-à-vis LKR 988.15 for the corresponding period in 2022 (LKR +1,049.89). Total export value for the period under reference showed an increase of LKR 47.28 billion (75.11%) compared to 2022.

Equivalent USD export earnings for the cumulative period January to March 2023 amounted to approximately USD 313.77 million compared with 286.55 million in the same period last year showing an increase of approximately USD 27.22 Million.

Country wise analysis of exports reveals that Turkey has emerged as the largest export destination from Sri Lanka followed by Iraq and Russia.