



Ceylon Tea Brokers

HAPPY SINHALA &
TAMIL NEW YEAR

to all our readers!





**Ceylon Tea
Brokers**

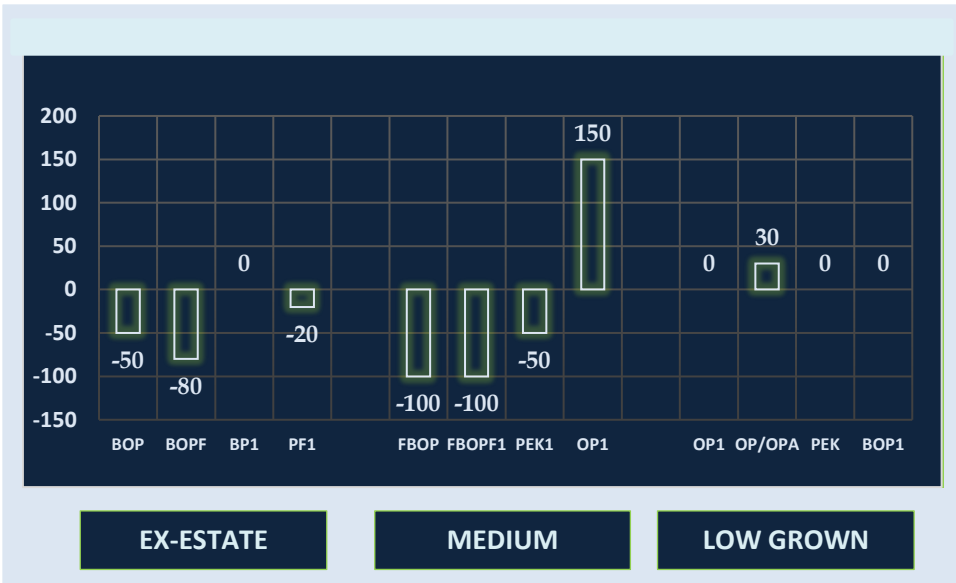


MARKET SNAPSHOT

SALE NO. 14 OF 03RD / 04TH APRIL 2023

CEYLON TEA BROKERS PLC
Level 7, Millenium House, No.46/58, Nawam Mawatha, Colombo 2
Tel: 011-460777 Fax: 011-4607788
Email: general@ceylontebrokers.com
Web: www.ceylontebrokers.com

Ex-Estate met with fair demand at easier rates whilst Low Grown met with firm demand.



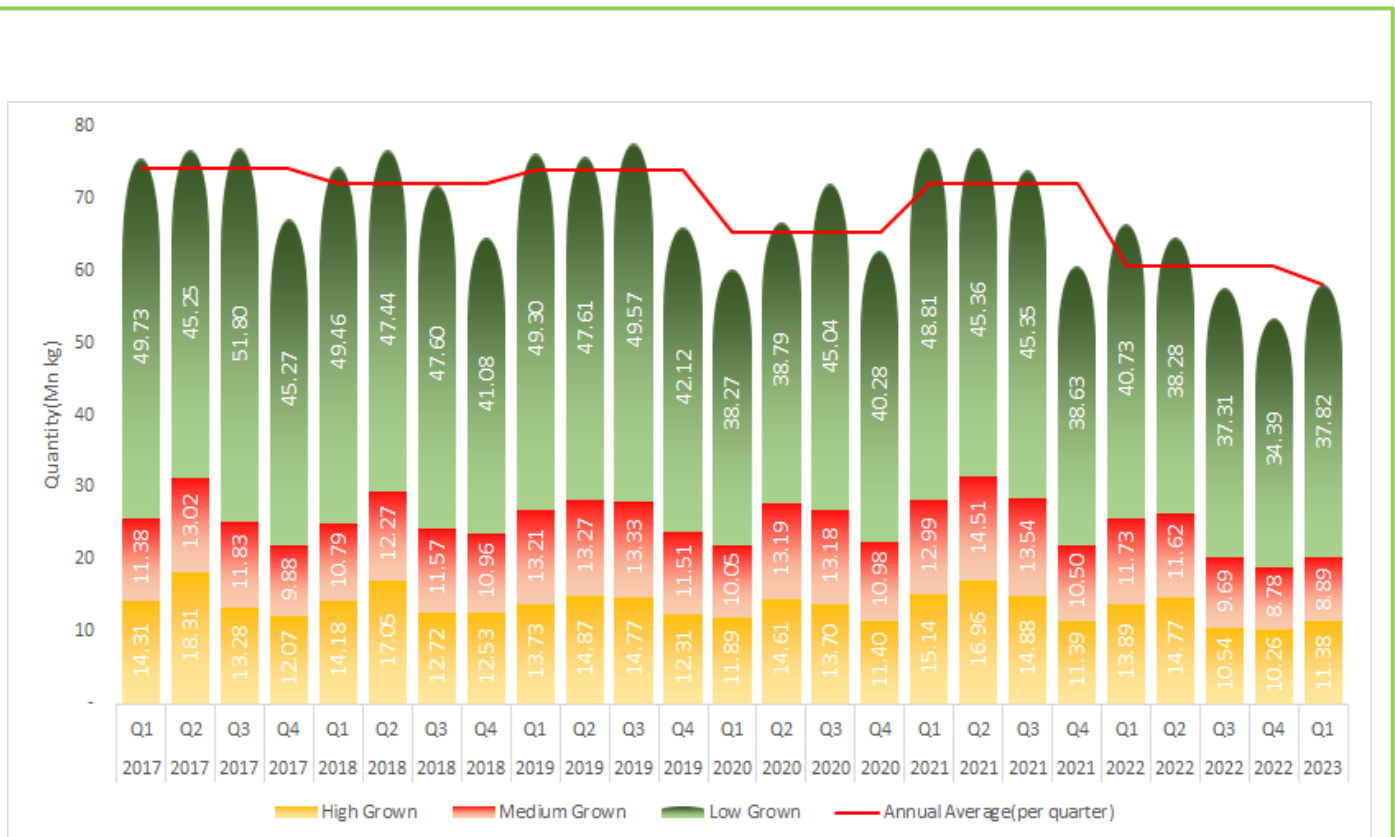
Currency - 04th April
LKR/USD 313.37

March
National Average
Rs. 1,263.00
USD \$ 3.83

Elevation Average

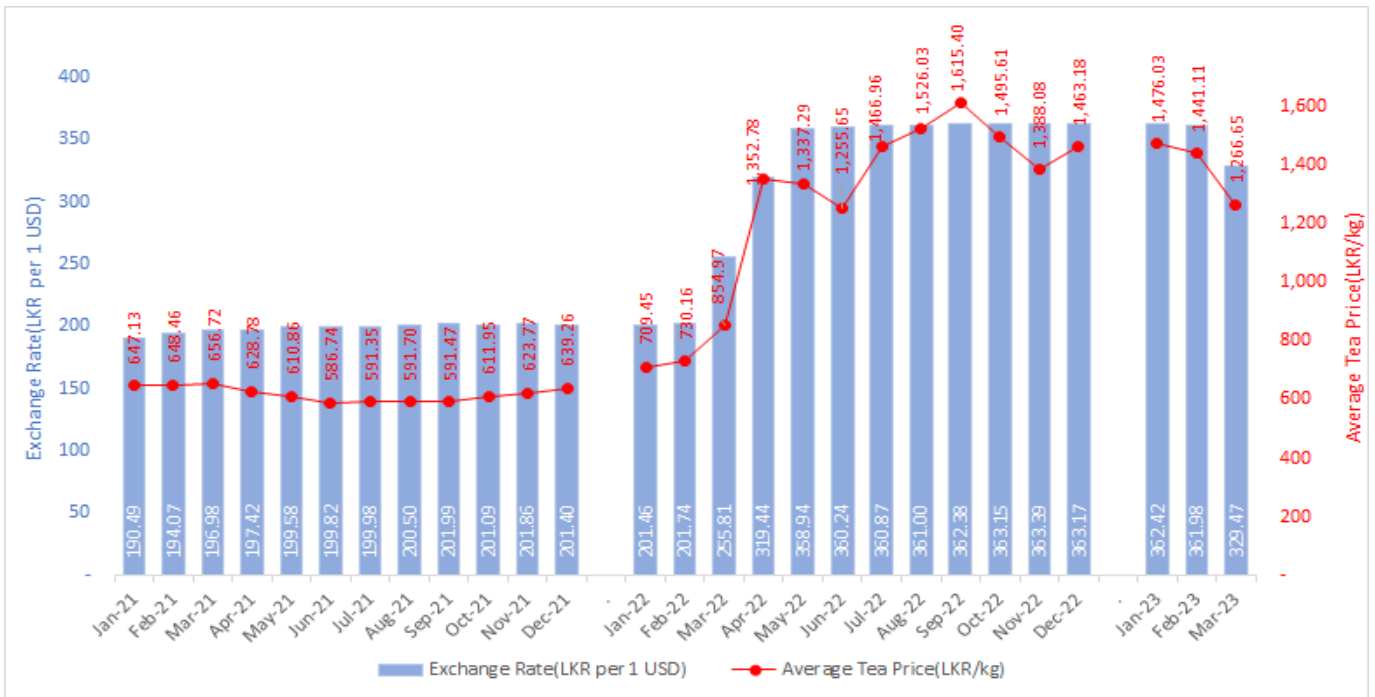
ELV	RS	USD
High	1,303.85	3.96
Medium	1,127.89	3.42
Low	1,282.79	3.89

QUARTERLY TEA SOLD QUANTITY IN SRI LANKA (IN MN KG)
2017- 2023



Source: S S P

MONTHLY SRI LANKAN AVERAGE TEA SOLD PRICE (LKR/KG) VS EXCHANGE RATE



Source: S S P Corporate Services (Private) Limited, International Finance Statistics-Central Bank

MARKET MOVEMENT AT INTERNATIONAL AUCTION CENTERS THIS WEEK



India/ Kenya/Bangladesh & Indonesia

Due to the advancement of Tea Auctions in Colombo this week reports of the above Auction Centres were not available at the time of printing this publication

COMMENTS

Sale	Ex-Estate		Low Grown (Leafy/Tippy)		Total	
	Qty	Demand	Qty	Demand	Qty	Demand
14	0.78 MKGs	Fair demand at easier rates	2.2 Mkgs	Firm	5.4 Mkgs	Fair demand at easier rates

WESTERN				
	SELECT BEST	BEST	BELOW BEST	PLAINER
BOP	↓ 50/-	↓ 40/-	↓ 40/-	↓ 30/-
BOPF	↓ 50/-	↓ 100/-	↓ 60/-	↓ 60/-

	NUWARA ELIYA	UDA PUSSELLAWA	UVA
BOP	Irregular	↓ 50/-	↓ 50/-
BOPF	N/A	Firm	↓ 100/-

	HIGH	MEDIUM	LOW
BP1	↑ 50/-	Irregular	Irregular
PF1	↓ 50/-	↓ 20/-	Firm

HIGH & MEDIUM				
	SELECT BEST	BEST	BELOW BEST	OTHERS
BOP1	↑ 50/-	↑ 50/-	Firm	Firm
OP1	↑ 150/-	↑ 250/-	↑ 100/-	↑ 100/-
FBOP	↓ 50/-	↓ 150/-	↓ 100/-	↓ 100/-
FBOPF1	↓ 50/-	↓ 100/-	↓ 100/-	↓ 50/-
PEK	↑ 50/-	↑ 50/-	↓ 50/-	↓ 50/-
PEK1	↓ 50/-	↓ 100/-	↓ 50/-	↓ 50/-
OP/OPA	↑ 50/-	Firm	Firm	Firm

LEAFY / SEMI LEAFY				
	SELECT BEST	BEST	BELOW BEST	OTHERS
OP1	Firm	Firm	Firm	Firm
BOP1	Firm	Firm	Firm	↓ 40/-
OP/OPA	↑ 30/-			
PEK	Firm			
PEK1	Firm			

SMALL LEAF / TIPPY				
FBOP	↓ 60/-	↓ 40/-	↓ 20/-	↓ 20/-
FBOP1	↓ 80/-	↓ 60/-	↓ 40/-	↓ 20/-
FBOPF1	↓ 40/-	↓ 40/-	↓ 60/-	↓ 30/-

PREMIUM FLOWERY		
	FBOPFEXSP	FBOPFSP
Select Best	↓ 500-1000/-	↓ 1000/-
Best	↓ 500-1000/-	↓ 500-1000/-
Below Best	Firm	↓ 200-500/-
Others	Firm	↓ 200/-



Crude Oil
As at 04th April 2023 – USD 84.58

Sri Lanka Tea Sale Averages for the Month of March 2023 recorded Rs.1,263.00 (USD 3.83) vis-à-vis Rs.848.08 (USD 3.32) (+Rs.414.92) in 2022. High Grown for the month of March was Rs.1,303.85 as against Rs.761.39 (+Rs.542.46) in 2022. Medium Grown recorded Rs.1,127.89 vis-à-vis Rs.737.88 (+Rs.390.01) in 2022. Low Grown achieved Rs.1,282.79 vis-à-vis Rs.914.02 (+Rs.368.77) in 2022.

Cumulative figure for January / March stood at Rs.1,395.56 vis-à-vis Rs.763.83 in 2022. High Grown recorded Rs. 1,366.82 as against Rs.716.93 in 2022. Medium Grown was Rs.1,209.97 vis-à-vis Rs.673.29 in 2022. Low Grown recorded Rs.1,450.21 vis-à-vis Rs.806.49 in 2022. All three elevations recorded an increase during the period of January - March 2023 when compared to the corresponding period of 2022 in the Rupee & Dollar value.

The total CTC average for the month of March 2022 was Rs.1,068.81. CTC High Grown recorded Rs. 1,230.20; CTC Medium Grown were at Rs. 1,133.31 whilst Low Grown recorded Rs. 975.71.

(Please refer Page No.14 for more details)

Sale No. 15 is scheduled on Tuesday, 18th and Wednesday, 19th April 2023.

CURRENCY BOARD – AS AT 04TH APRIL 2023

	United States Dollars (USD)		European Community Euro (EUR)		United Kingdom pounds (GBP)	
	Corresponding		Corresponding		Corresponding	
	2023	2022	2023	2022	2023	2022
Sri Lankan Rupee	313.37	289.73	340.65	323.19	388.11	380.54

(Courtesy - Central Bank of Sri Lanka)

Indian Rupee	82.28	75.60	89.32	83.52	101.66	99.12
Kenyan Shilling	131.64	114.17	142.91	126.12	162.65	149.69
Bangladesh Taka	104.85	84.64	113.82	93.50	129.55	110.97
Indonesian Rupiah	14,956.10	14,358.90	16,236.40	15,862.50	18,479.30	18,826.50
Malawi Kwacha	1,009.62	802.66	1,096.05	886.70	1,247.46	1,052.39
Vietnam Dong	23,462.40	22,837.20	25,470.90	25,228.50	28,989.50	29,942.70

(Courtesy - Oanda Corporation)

SRI LANKA RUPEE AGAINST US DOLLAR TIME PERIOD 30/03/2023 TO 04/04/2023 (SPOT / BUYING RATE)

30/03/2023	317.73	03/04/2023	316.75
31/03/2023	318.28	04/04/2023	313.37

(Courtesy - Central bank of Sri Lanka)

QUANTITY SOLD DURING THE PERIOD 27TH MARCH - 01ST APRIL 2023

	2023		2022	
	WEEKLY	TODATE	WEEKLY	TODATE
PRIVATE SALES	115,610.25	1,306,818.45	107,620.50	1,193,261.00
PUBLIC AUCTION	4,495,230.00	58,096,464.50	4,560,507.00	64,934,739.00
FORWARD CONTRACTS	112,560.00	864,928.00	36,800.00	628,440.00
DIRECT SALES	-	-	-	-
TOTAL	4,723,400.25	60,268,210.95	4,704,927.50	66,756,440.00
BMF EXCLUDED FROM PRIVATE SALE	21,626.00	623,885.00	132,370.00	2,042,232.00

TEA
TECH
TIPS



Use well dried firewood cut into small billets and feed the dryer heater to maximize firing efficiency and economy.

CROP AND WEATHER (FOR THE PERIOD 27TH MARCH - 02ND APRIL 2023)

The Western planting districts experienced gloomy conditions with showers. The Nuwara Eliya's reported bright weather followed by showers. The Department of Meteorology forecasts heavy showers in both regions.

The Uva / Udapussellawa's reported sunny mornings followed by scattered showers.

The Low grown districts experienced clear mornings followed by occasional evening showers. Heavy showers are expected in the Ruhuna and Sabaragamuwa regions.

All planting regions mostly maintained the crop intake.

WEATHER FORECAST (FOR THE PERIOD 06TH - 12TH APRIL 2023)

	Thu (06/04)	Fri (07/04)	Sat (08/04)	Sun (09/04)	Mon (10/04)	Tue (11/04)	Wed (12/04)
Galle	33°/24°C 	32°/25°C 	32°/24°C 	32°/25°C 	32°/25°C 	32°/24°C 	33°/24°C
Matara	32°/23°C 	32°/23°C 	32°/23°C 	34°/24°C 	33°/23°C 	33°/23°C 	32°/23°C
Ratnapura	34°/21°C 	34°/20°C 	34°/21°C 	34°/22°C 	34°/22°C 	33°/21°C 	34°/20°C
Hatton/ Talawakelle	29°/16°C 	29°/15°C 	29°/16°C 	28°/15°C 	29°/15°C 	27°/16°C 	29°/16°C

ORDER OF SALE THIS WEEK

EX EST	H/M-OFF GR & DUST	LEAFY/ SEMI LEAFY/ TIPPY/PREM & BOP1A
FW	Bartleet Produce Marketing (Pvt) Ltd	Forbes & Walker Tea Brokers (Pvt) Ltd
ES	Forbes & Walker Tea Brokers (Pvt) Ltd	Asia Siyaka Commodities PLC
CTB	Mercantile Produce Brokers (Pvt) Ltd	Eastern Brokers Ltd
LC	Asia Siyaka Commodities PLC	Ceylon Tea Brokers PLC
JK	John Keells PLC	John Keells PLC
MB	Eastern Brokers Ltd	Lanka Commodity Brokers
BA	Ceylon Tea Brokers PLC	Bartleet Produce Marketing (Pvt) Ltd
AS	Lanka Commodity Brokers	Mercantile Produce Brokers (Pvt) Ltd

CATALOGUE	LOTS	QTY (KGS)
EX-ESTATE	721	778,764
HIGH AND MEDIUM	1,487	669,387
LOW GROWN (LEAFY)	2,014	770,159
LOW GROWN (SEMI LEAFY)	1,514	664,457
LOW GROWN (TIPPY)	1,750	850,087
OFF GRADES + BOP1A	2,186	1,110,820
DUSTS	572	522,657
PREMIUM FLOWERY	214	38,785
TOTAL	10,458	5,405,116

HIGH GROWN TEAS

BOP Best Western's were lower by Rs. 40/- per kg and more. Below best dropped further as the sale progressed whilst Plainer types were lower to a lesser extent. Nuwara Eliya's were irregular following quality. Uda Pussellawa's dropped by Rs. 50/- per kg. Uva's eased further.

BOPF Best Western's declined by Rs. 100/- per kg whilst below best and plainer categories declined by Rs. 50/- per kg at the commencement and eased further towards the end. Nuwara Eliya's had hardly any offerings. Uda Pussellawa's held firm. Uva's dropped by Rs.100/- per kg.

MEDIUM GROWN TEAS

BOP1/OP1 **BP1** – Select best and best dearer by Rs.50/- per kg whilst the others held firm.
OP1 – Select best dearer by Rs.150/- per kg whilst below best and others appreciated by Rs.100/- per kg.

OP/OPA Select best dearer by Rs.50/- per kg whilst the others held firm.

PEKOE/PEKOE1 **PEK** – Select best and best dearer by Rs.50/- per kg whilst the others eased by Rs.50/- per kg.
PEK1 – Teas at the best category lower by Rs.100/- per kg whilst the others eased by Rs.50/- per kg.

FBOP/FBOPF1 **FBOP** – Select best lower by Rs.50/- per kg whilst best declined by Rs.150/- per kg. Others shed by Rs.100/- per kg.
FBOPF1 – Select best lower by Rs.50/- per kg. Best and below best lower by Rs.100/- per kg. Others were easier by Rs.50/- per kg.

CTC

HIGH GROWN **BP1** – Gained by Rs.50/- per kg.
PF1 – Eased up to Rs.50/- per kg.

MEDIUM GROWN **BP1** – Irregular.
PF1 – Firm to Rs.20/- per kg lower.

LOW GROWN **BP1** – Gained on last.
PF1 – Firm.

QUOTATIONS-HIGH GROWNS	BOP		BOPF	
BEST WESTERNS	1400	1600	1460	1600
BELOW BEST WESTERNS	1240	1380	1300	1440
PLAINER WESTERNS	1100	1220	1180	1280
NUWARA ELIYAS	1260	1650	1480	
UDAPUSSELLAWAS	1200	1320	1200	1320
BEST UVAS	1280	1360	1300	1360
OTHER UVAS	N/A		1260	1280
GOOD MEDIUMS	1350	1700	1360	1400
POOR MEDIUMS	900	1300	980	1180
QUOTATIONS – UNORTHODOX	BP1		PF1	
(CTC) CTC (High & Medium)	1220	1320	1020	1340
CTC (Low)	1700	1900	1240	1400

LOW GROWN

BOP1	A few select best were firm to selectively dearer, whilst best and below best maintained. Poorer sorts were firm.
OP1	In general, firm.
OP	Well-made varieties were firm. Best and below best maintained. Poorer types gained.
OPA	Select best were firm. Best and below best maintained. Teas at the lower end were firm to dearer.
PEKOE/PEKOE1	Select best teas together with full range of bold PEK's were firm. Cleaner below best and the rest were irregular.
FBOP/FBOP1	Select best and best were firm on last, others were easier.
BOP	In general, firm market.
BOPF	All-round lower market.
FBOPF/FBOPF1	Select best and best FBOPF1's met with all-round lower market; others met with fair demand. FBOPF's had a lower market and at times were unsellable.

QUOTATIONS	SELECT BEST	BEST	BELOW BEST	OTHER
BOP1	2,200-3,500	1,600-2,100	1,250-1,500	800-1,100
OP1	2,600-3,450	1,900-2,300	1,600-1,800	800-1,400
OP	1,700-2,000	1,550-1,650	1,400-1,500	800-1,300
OPA	1,750-2,300	1,550-1,650	1,300-1,550	800-1,300
PEKOE	1,900-2,550	1,700-1,800	1,500-1,700	800-1,200
PEKOE1	1,950-2,400	1,700-1,850	1,500-1,700	800-1,200
FBOP1	1,300- 1,900	900-1200	700-850	Below 650
FBOP	1,500-2,400	1200-1400	900-1100	Below 850
BOP	1,400-2,100	1100-1300	900-1000	Below 880
BOPF	1,200-1,850	1000-1150	850-950	Below 800
FBOPF1	1,300-1,700	1000-1300	900-980	Below 870
FBOPF	1,000-1,650	820-900	800-880	Below 780
FFSP/FFEXSP/FFEXSP1	3,000-4,450	1200-2000	980-1000	Below 960

OFF GRADES

FGS/FGS1 High grown varieties eased. Medium and low grown were lower by Rs.40-60/- per kg. CTC's were firm.

BM/BP **BM** – Best were easier by Rs.20-30/- per kg and more towards the closure. Below best and bottom shed by Rs.40-60/- per kg.

BP – in general eased by Rs.20-40/- per kg.

BOP1A Best varieties were firm. Below Best and teas at the lower end declined by Rs.30-50/- per kg.

	HIGH		MEDIUM		LOW	
FNGS	700	1340	710	1100	650	1060
P.FGS (CTC)	1100		800	980	770	1360
BP	620	1160	750	1080	550	1380
BM	660	860	720	900	500	1340
BOP1A	810	940	780	1080	740	1600

DUST

DUST1 Best and below best were irregularly lower. CTC's lost by Rs.50-60/- per kg. Best and below best Low grown were lower by Rs.60-90/- per kg.

DUST Cleaner secondaries lost by Rs.50-60/- per kg and low grown were firm.

	HIGH		MEDIUM		LOW	
PRIMARY DUSTS	1400	1650	900	1400	880	1320
SECONDARY DUSTS	1100	1400	750	900	700	880
PDUST (CTC)	1200	1360	1150	1420	1000	1550

TOP PRICES - SALE NO. 14 OF 03RD / 04TH APRIL 2023

WESTERN MEDIUM			
Craighead	BOP	1,700.00	
Ancoombra	BOPSp	1,340.00	
Vellai Oya	BOPF/BOPFSP	1,400.00	
Dartry Valley	BOP1	1,800.00	
Craighead	FBOP/FBOP1	2,000.00	
Harangalla	FBOPF/FBOPF1	1,550.00	
Dartry Valley	FBOPF/FBOPF1	1,550.00	
New Rothschild	OP	1,650.00	@
Dartry Valley	OPA	1,750.00	
Craighead	OP1	1,950.00	
New Rothschild	OP1	1,900.00	@
Dartry Valley	OP1	1,900.00	
Harangalla	PEK/PEK1	1,950.00	

WESTERN HIGH			
Somerset	BOP	1,600.00	
Somerset	BOPSp	1,480.00	
Wattegodde	BOPF/BOPFSP	1,600.00	
Inverness	BOP1	1,700.00	
Queensberry	FBOP/FBOP1	1,550.00	
Torrington	FBOP/FBOP1	1,550.00	
Venture	FBOPF/FBOPF1	1,380.00	
Venture	OP/OPA	1,700.00	
Venture	OP1	1,900.00	
Torrington	PEK/PEK1	1,800.00	

NUWARA ELIYA			
Mahagastotte	BOP	1,650.00	
Mahagastotte	BOPF/BOPFSP	1,480.00	
Court Lodge	FBOP/FBOP1	1,550.00	
Court Lodge	OP/OPA	1,240.00	
Mahagastotte	PEK/PEK1	1,700.00	

UDA PUSSELLAWAS			
Kirklees	BOP	1,320.00	
Luckyland	BOPSp	1,300.00	
Luckyland	BOPF/BOPFSP	1,320.00	
Kirklees	BOPF/BOPFSP	1,320.00	
Delmar	BOP1	1,700.00	
Blairlomond	FBOP/FBOP1	1,400.00	
Alma	FBOPF/FBOPF1	1,340.00	@
Delmar	OP/OPA	1,650.00	
Alma	OP/OPA	1,500.00	@
Blairlomond	OP/OPA	1,500.00	
Alma	OP1	1,800.00	@
Delmar	PEK/PEK1	1,850.00	

UVA MEDIUM			
Halpewatte Uva	BOP	1,460.00	
Halpewatte Uva	BOPSp	1,400.00	
El Teb	BOPF/BOPFSP	1,340.00	
Halpewatte Uva	BOP1	1,950.00	
Wewesse	BOP1	1,950.00	
Dickwella	FBOP/FBOP1	1,550.00	
Telbedde	FBOP/FBOP1	1,550.00	
Halpewatte Uva	FBOPF/FBOPF1	1,420.00	
Glen Alpin	OP/OPA	1,750.00	
Wewesse	OP/OPA	1,750.00	
Halpewatte Uva	OP1	1,900.00	
Misty-Uva	PEK/PEK1	1,950.00	

UVA HIGH			
Bandaraeliya	BOP	1,360.00	
Ranaya	BOPSp	1,300.00	@
Pitaratmalie	BOPF/BOPFSP	1,360.00	
Glenanore	BOP1	1,850.00	
Battawatte	BOP1	1,850.00	
Ranaya	BOP1	1,800.00	@
Gonamotawa	FBOP/FBOP1	1,600.00	
Mount Uva	FBOP/FBOP1	1,500.00	@
Oodoowerre	FBOPF/FBOPF1	1,440.00	
Gonamotawa	FBOPF/FBOPF1	1,440.00	
Craig	OP/OPA	1,650.00	
Craig	OP1	1,800.00	
Aislaby	OP1	1,800.00	
Mount Uva	PEK/PEK1	1,850.00	@
Craig	PEK/PEK1	1,850.00	
Glenanore	PEK/PEK1	1,850.00	
Gonamotawa	PEK/PEK1	1,850.00	
Battawatte	PEK/PEK1	1,850.00	

UNORTHODOX HIGH			
Ulugedara CTC	PF1	1,340.00	@
Mount Vernon CTC	BP1	1,320.00	

UNORTHODOX MEDIUM			
New Peacock CTC	PF1	1,340.00	
Delta CTC	BP1	1,240.00	
Aultmore CTC	BPS	1,000.00	
Donside CTC	BPS	1,000.00	

UNORTHODOX LOW			
Kalubowitiyana CTC	PF1	1,400.00	@
Cecilayan CTC	BP1	**1900.00	

TOP PRICES - SALE NO. 14 OF 03RD / 04TH APRIL 2023

LOW GROWN				DUSTS			
Sithaka	BOP1	3,500.00		Mattakelle	DUST1	1,650.00	
Pothotuwa	OP1	3,450.00		Laxapana	DUST1	1,650.00	
Green Lanka	OP	2,000.00		Hingalgoda CTC	PD	1,550.00	
Nilgiri	OP	1,950.00	@				
Nilrich	OP	1,950.00	@	PREMIUM FLOWERY			
Mulatiyana Hills	OP	1,950.00	@	Thisara Super	FBOPFSp	2,600.00	
Liyonta	OP	1,950.00		Streamline	FBOPFSp	2,550.00	
Gunawardana	OP	1,950.00		Talangaha	FBOPFSp	2,500.00	@
Rasa	OP	1,950.00		Graceland	FBOPFExSp	4,450.00	@
New J.S.P	OP	1,900.00	@	Galatara	FBOPFExSp1	3,850.00	
New Deniyaya	OP	1,900.00					
Susantha	OP	1,900.00		OFF GRADES			
Sachitha	OP	1,900.00		Holyrood	FGS/FGS1	1,340.00	
Green Lanka	OPA	2,300.00		Hingalgoda CTC	PF	1,360.00	
Liyonta	OPA	2,050.00		Dunsinane CTC	PF	1,100.00	
Sihara	OPA	1,950.00	@	Aultmore CTC	PF	980.00	@
Sunrise	OPA	1,950.00		Kurunduwatta	BM	1,340.00	
Uruwala	OPA	1,950.00		Green Lanka	BP	1,380.00	
Liyonta	PEK	2,550.00		Aldora	BOP1A	1,600.00	
Galatara	PEK1	2,400.00					
Hidellana	PEK1	2,350.00					
Matuwagalla Super	PEK1	2,300.00	@				
Rajjuruwatta Super	PEK1	2,300.00	@				
Nilgiri	PEK1	2,300.00	@				
New Batuwangala	PEK1	2,300.00					
Sithaka	BOP	2,100.00					
Karagoda	BOP	2,000.00					
Golden Garden	BOP	1,900.00	@				
Streamline	BOPSp	1,700.00					
Suduwelipothahena Super	BOPSp	1,600.00	@				
Sithaka	BOPF	1,850.00					
Brombil	BOPFSp	1,320.00	@				
Thundola Ella	BOPFSp	1,240.00	@				
Uduella	BOPFSp	1,220.00	@				
Mulatiyana Hills	BOPFSp	1,220.00	@				
Sithaka	FBOP	2,400.00					
Sithaka	FBOP1	1,900.00					
Richiland	FBOP1	1,750.00	@				
Golden Garden	FBOP1	1,460.00	@				
Brombil	FBOP1	1,460.00					
Gunawardana	FBOPF	1,650.00					
Sihara	FBOPF	1,550.00	@				
Sirimewana	FBOPF	1,500.00	@				
Streamline	FBOPF1	1,700.00					
Lumbini	FBOPF1	1,650.00	@				
Iththagala Super	FBOPF1	1,650.00					
Pothotuwa	FBOPF1	1,650.00					
Spring View	FBOPF1	1,650.00					

FUTURE SALES INFORMATION

SALE NO 15 OF 18TH / 19TH APRIL 2023

EX-ESTATE	H/M-OFF GR & DUST	LEAFY/ SEMI LEAFY/ TIPPY/PREM & BOP1A
LC	Forbes & Walker Tea Brokers (Pvt) Ltd	Asia Siyaka Commodities PLC
AS	Mercantile Produce Brokers (Pvt) Ltd	Ceylon Tea Brokers PLC
FW	Asia Siyaka Commodities PLC	John Keells PLC
MB	John Keells PLC	Eastern Brokers Ltd
ES	Eastern Brokers Ltd	Lanka Commodity Brokers
JK	Ceylon Tea Brokers PLC	Bartleet Produce Marketing (Pvt) Ltd
BA	Lanka Commodity Brokers	Mercantile Produce Brokers (Pvt) Ltd
CTB	Bartleet Produce Marketing (Pvt) Ltd	Forbes & Walker Tea Brokers (Pvt) Ltd

Buyers Prompt: 25.04.2023

Sellers Prompt: 26.04.2023

AWAITING SALE - CATALOGUE DETAILS

	SALE OF 18TH / 19TH APRIL 2023		SALE OF 25TH / 26TH APRIL 2023	
	LOTS	QTY(KGS)	LOTS	QTY(KGS)
EX-ESTATE	684	713,470.0	674	713,132
HIGH AND MEDIUM	1,406	630,230	1,462	660,275
LOW GROWN (LEAFY)	2,004	775,667	2,051	815,585
LOW GROWN (SEMI LEAFY)	1,565	685,759	1,623	729,484
LOW GROWN (TIPPY)	1,853	868,026	1,830	886,701
OFF GRADES+BOP1A	2,094	1,044,456	2,086	1,057,475
DUSTS	563	529,107	559	530,282
PREMIUM FLOWERY	225	41,578	248	45,919
TOTAL	10,394	5,288,293	10,533	5,438,853
MAIN SALE & EX ESTATE CLOSED ON	23RD MARCH 2023		30TH MARCH 2023	

SALE NO.17 – 02ND / 03RD MAY 2023

Ex-Estate catalogue and Main Sale catalogues are scheduled to be closed on the 06th April 2023.

SALE NO.18 – 09TH / 10TH MAY 2023

Ex-Estate catalogue and Main Sale catalogues are scheduled to be closed on the 20th April 2023.

SALE NO.19 – 16TH / 17TH MAY 2023

Ex-Estate catalogue and Main Sale catalogues are scheduled to be closed on the 27th April 2023.

ELEVATION WISE – STATISTICS – COLOMBO AUCTION AVERAGES

Elevation	LAST WEEK	WEEK BEFORE LAST	LAST YEAR	YEAR BEFORE
	(RS)	(RS)	(RS)	(RS)
	Sale- 28.03.2023	Sale- 21.03.2023	Corres 2022	Corres 2021
Uva High	1157.97	1186.56	991.26	583.51
Western High	1371.51	1389.58	904.72	619.75
CTC High	1238.02	1255.86	731.94	539.24
Total High Grown	1308.98	1334.85	929.84	610.68
Uva Medium	1098.07	1117.11	1111.95	606.66
Western Medium	1128.53	1131.76	924.18	576.09
CTC Medium	1169.75	1169.06	741.73	515.84
Total Medium Grown	1118.69	1127.22	985.20	584.30
Orthodox Low	1317.78	1326.99	1273.91	678.80
CTC Low	952.01	955.74	747.22	489.23
Total Low Grown	1300.28	1307.03	1229.81	666.46
TOTAL	1271.38	1282.00	1123.60	641.26

Elevation	LAST WEEK	WEEK BEFORE LAST	LAST YEAR	YEAR BEFORE
	(\$)	(\$)	(\$)	(\$)
	Sale- 28.03.2023	Sale- 21.03.2023	Corres 2022	Corres 2021
Uva High	3.62	3.54	3.36	2.94
Western High	4.29	4.15	3.07	3.13
CTC High	3.87	3.75	2.48	2.72
Total High Grown	4.09	3.98	3.15	3.08
Uva Medium	3.43	3.33	3.77	3.06
Western Medium	3.53	3.38	3.13	2.91
CTC Medium	3.66	3.49	2.51	2.60
Total Medium Grown	3.50	3.36	3.34	2.95
Orthodox Low	4.12	3.96	4.32	3.43
CTC Low	2.98	2.85	2.53	2.47
Total Low Grown	4.06	3.90	4.17	3.36
Weekly Total (USD)	3.97	3.83	3.81	3.24
Exchange Rate (LKR)	319.98	335.08	294.98	198.17

Elevation	TODATE	TODATE	TODATE	TODATE	TODATE	TODATE
	2021	2022	2023	2021	2022	2023
	(RS)	(RS)	(RS)	(\$)	(\$)	(\$)
Uva High	582.42	692.60	1220.29	3.00	3.16	3.45
Western High	633.28	740.22	1444.61	3.26	3.37	4.08
CTC High	569.34	624.83	1241.85	2.93	2.85	3.51
Total High Grown	620.58	727.03	1384.92	3.19	3.31	3.91
Uva Medium	599.07	728.40	1207.32	3.08	3.32	3.41
Western Medium	584.22	656.15	1193.46	3.01	2.99	3.37
CTC Medium	541.24	562.29	1129.18	2.79	2.56	3.19
Total Medium Grown	588.26	677.07	1197.56	3.03	3.09	3.38
Orthodox Low	686.50	833.86	1492.46	3.53	3.80	4.22
CTC Low	529.78	551.77	1031.50	2.73	2.52	2.91
Total Low Grown	676.13	812.87	1467.01	3.48	3.71	4.14
TOTAL	650.84	771.94	1409.68	3.35	3.52	3.98

Cumulative Sale Averages – 1 USD= Rs. (Monthly Weighted Average) 194.24 219.39 353.96

(Source: MSL/ CBSL)

WORLD TEA PRODUCTION (IN MILLION KILOS)

Country	Month	Month		To-date		Diff (+/-)
		2021	2022	2021	2022	2021 vs 2022
North India	Dec	50.8	48.0	1108.0	1110.4	2.4
Kenya	Dec	52.5	55.3	537.8	535.0	-2.8
		2022	2023	2022	2023	2022 vs 2023
Sri Lanka	Feb	18.2	18.7	40.98	37.97	-3.01
Bangladesh	Feb	0.033	0.046	0.54	0.41	-0.13
Malawi	Feb	7.0	6.3	11.8	12.6	0.8
South India	Jan	16.22	13.43	16.22	13.43	-2.79

(Source: Africa Tea Brokers/National Brokers Ltd)

MOMBASA / BANGLADESH / KOLKATA / JAKARTA / GUWAHATI / MALAWI AUCTION

Due to the advancement of Tea Auctions in Colombo this week reports of the above Auction Centres were not available at the time of printing this publication

HOLIDAY NOTICE - CEYLON TEA BROKERS PLC

Please note that our Head Office, Warehouse and Sample Room will be closed for business on the following days.

Wednesday 05th April 2023	-	Bak Full Moon Poya Day.
Wednesday 12th April 2023	-	Half day
Thursday 13th & Friday 14th April 2023	-	Sinhala & Tamil New Year
Saturday 15th April 2023	-	Additional Holiday

Also, our Head Office will be closed for business on **Friday 07th April 2023** on account of **Good Friday**.

Ceylon Tea Plantation Exports (Pte) Ltd

Please note that Ceylon Tea Plantation Exports (Pte) Ltd warehouse and office will be closed from 11th of April (Tuesday) to 16th of April (Sunday) 2023, (Inclusive of both days). Please inform the estates not to send any teas to warehouse during this period.

Finlays Colombo Limited

Please note that Finlays Warehouse will be closed for business from 13th to 16th April 2023 due to Sinhala & Tamil New Year Holidays.

Sri Lanka Tea Sale Averages - Sub Elevation Wise – Month of March 2023 (Excluding Black tea sales from refuse tea processing centres, Organic tea sales and Green tea sales)

Combined Averages (Orthodox & CTC)

ELEVATION	MARCH 2023	JANUARY TO MARCH - 2023
UVA HIGH	1,180.62	1,226.89
WESTERN HIGH	1,373.29	1,452.30
TOTAL HIGH GROWN	1,319.11	1,389.76
UVA MEDIUM	1,099.81	1,195.32
WESTERN MEDIUM	1,119.24	1,191.65
TOTAL MEDIUM GROWN	1,113.06	1,192.75
LOW GROWN	1,284.44	1,454.16
TOTAL	1,265.23	1,401.74

CTC Averages

ELEVATION	MARCH 2023	JANUARY TO MARCH - 2023
CTC HIGH	1,230.20	1,251.93
CTC MEDIUM	1,133.31	1,118.20
CTC LOW	975.71	1,034.90
CTC TOTAL	1,068.81	1,095.73

Orthodox Averages

ELEVATION	MARCH 2023	JANUARY TO MARCH - 2023
UVA HIGH	1,174.81	1,223.72
WESTERN HIGH	1,391.17	1,475.66
TOTAL HIGH GROWN	1,328.19	1,402.83
UVA MEDIUM	1,099.81	1,195.32
WESTERN MEDIUM	1,113.98	1,222.57
TOTAL MEDIUM GROWN	1,108.44	1,212.23
LOW GROWN	1,314.18	1,494.22
TOTAL	1,288.07	1,437.71

Sri Lanka Tea Sale Averages - Elevation Wise – Month of March 2023

(Including Black tea sales from refuse tea processing centres, Organic tea sales and Green tea sales)

ELEVATION	MARCH				JANUARY TO MARCH			
	2023		2022		2023		2022	
	LKR	USD	LKR	USD	LKR	USD	LKR	USD
HIGH GROWN	1,303.85	3.96	761.39	2.98	1,366.82	3.89	716.93	3.26
MEDIUM GROWN	1,127.89	3.42	737.88	2.88	1,209.97	3.44	673.29	3.07
LOW GROWN	1,282.79	3.89	914.02	3.57	1,450.21	4.13	806.49	3.67
TOTAL	1,263.00	3.83	848.08	3.32	1,395.56	3.97	763.83	3.48

(Source: SLTB / CBSL)