



**Ceylon Tea
Brokers**

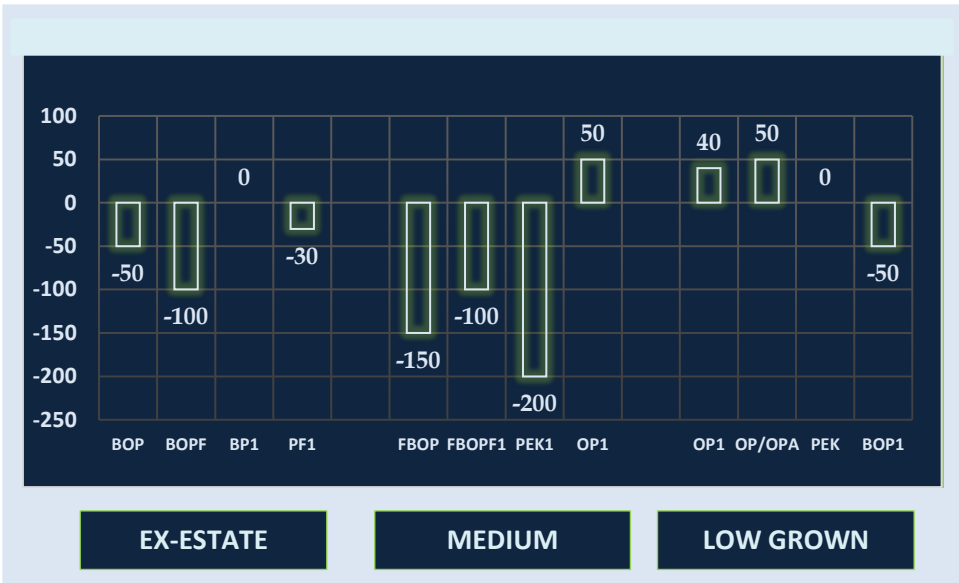


MARKET SNAPSHOT

SALE NO. 13 OF 28TH / 29TH MARCH 2023

CEYLON TEA BROKERS PLC
Level 7, Millenium House, No.46/58, Nawam Mawatha, Colombo 2
Tel: 011-460777 Fax: 011-4607788
Email: general@ceylontebrokers.com
Web: www.ceylontebrokers.com

Ex-Estate met with fair demand at easier rates whilst Low Grown met with lower demand.



Currency - 29th March
LKR/USD 315.71

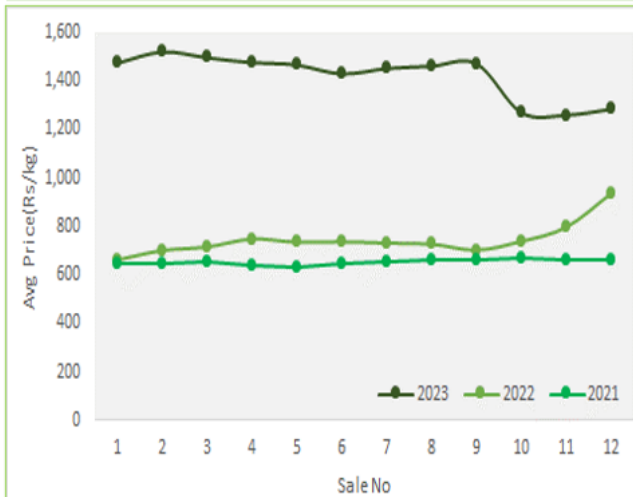
March (03rd Sale)
National Average
Rs. 1,266.65
USD \$ 3.93

Elevation Average

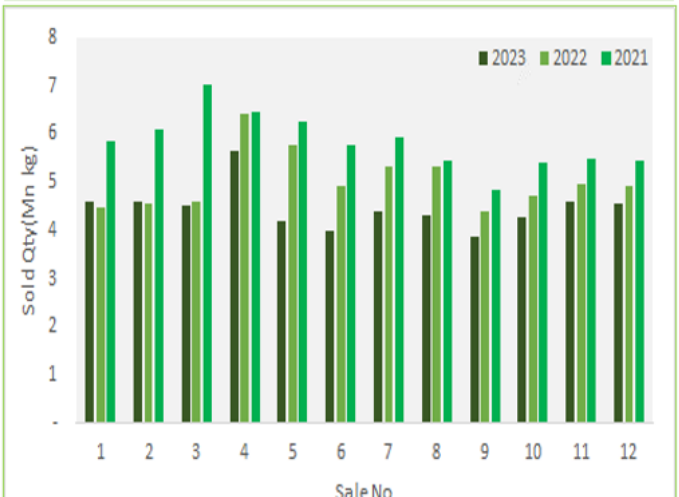
ELV	RS	USD
High	1,323.65	\$ 4.10
Medium	1,115.97	\$ 3.46
Low	1,284.17	\$ 3.98

SRI LANKAN TEA SALE AVERAGE PRICE (RS/KG) & SOLD QUANTITY (MN KG) 2021-2023

Average Price

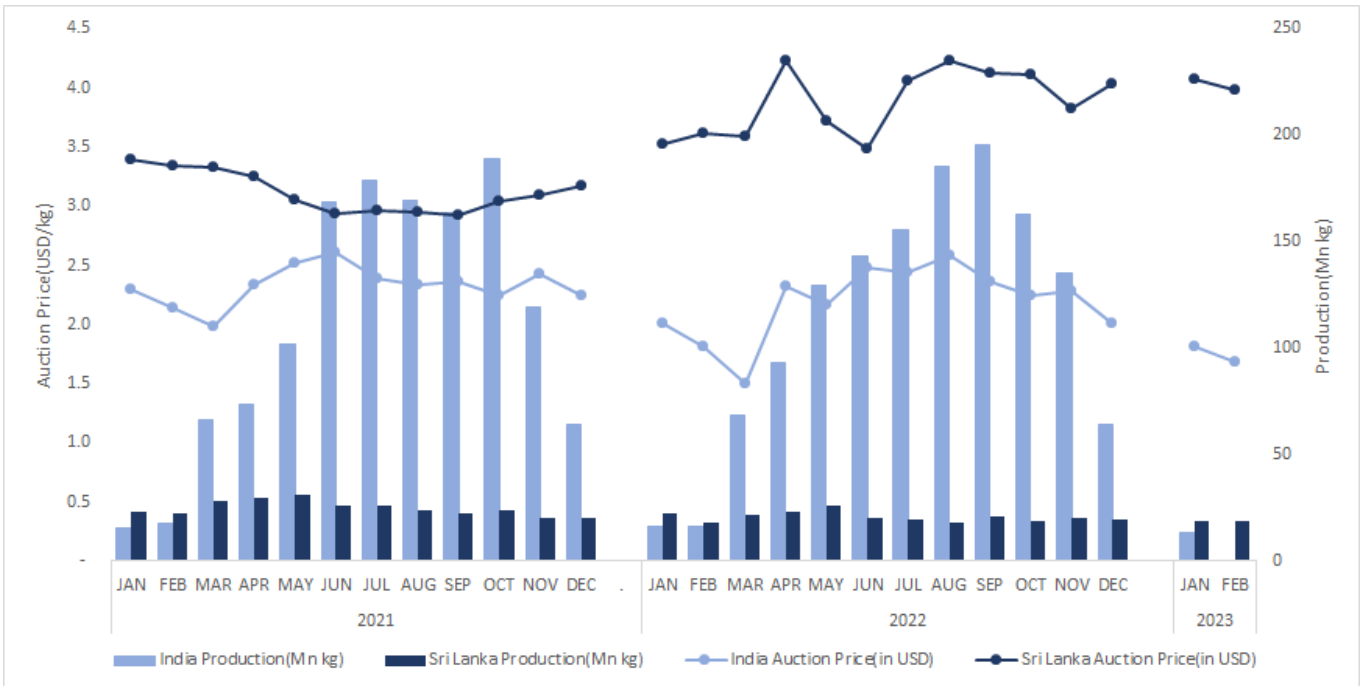


Sold Quantity



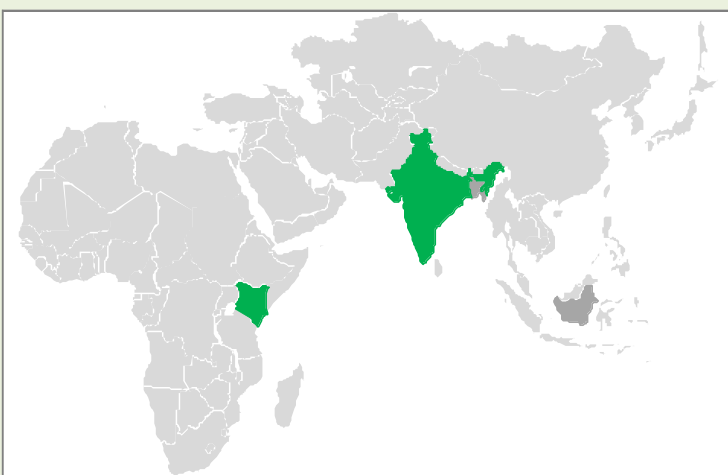
Source: MSL

MONTHLY SRI LANKA, INDIA TEA AUCTION PRICE & TEA PRODUCTION 2021 - 2023



(Source: India Tea Board, SLTB, S S P, International Finance Statistics-Central Bank)

MARKET MOVEMENT AT INTERNATIONAL AUCTION CENTERS THIS WEEK



India



Kenya



Bangladesh & Indonesia market report details were not available at the time of printing this publication.

COMMENTS



Sale	Ex-Estate		Low Grown (Leafy/Tippy)		Total	
	Qty	Demand	Qty	Demand	Qty	Demand
13	0.74 MKGs	Fair demand at easier rates	2.2 Mkgs	Lower	5.1 Mkgs	Lower

WESTERN				LEAFY / SEMI LEAFY					
	SELECT BEST	BEST	BELOW BEST	PLAINER		SELECT BEST	BEST	BELOW BEST	OTHERS
BOP	↓ 50/-	↓ 100/-	↓ 50/-	↓ 50/-	OP1	↑ 50/-	↑ 40/-	↑ 30/-	↑ 30/-
BOPF	Firm	↓ 50/-	Firm	↓ 50/-	BOP1	Firm	Firm	↓ 50/-	↓ 50/-
					OP/OPA			↑ 50/-	
					PEK			Firm	
					PEK1			↓ 80/-	
					SMALL LEAF / TIPPY				
					FBOP	↓ 100/-	↓ 80/-	↓ 100/-	↓ 60/-
					FBOP1	↓ 80/-	↓ 60/-	↓ 80/-	↓ 40/-
					FBOPF1	↓ 100/-	↓ 80/-	↓ 80/-	↓ 60/-
					PREMIUM FLOWERY				
						FBOPFEXSP		FBOPFSP	
					Select Best	Firm		↓ 500/-	
					Best	↑ 100/-		↓ 200-500/-	
					Below Best	↑ 100/-		↓ 100-200/-	
					Others	↑ 100/-		Firm	

	NUWARA ELIYA	UDA PUSSELLAWA	UVA
BOP	Irregular	Firm	Firm
BOPF	Irregular	Firm	↓ 100/-

	HIGH	MEDIUM	LOW
BP1	N/A	Irregular	Firm
PF1	↓ 30/-	Firm	Firm

HIGH & MEDIUM				
	SELECT BEST	BEST	BELOW BEST	OTHERS
BOP1	↓ 50/-	↓ 50/-	↓ 100/-	↓ 100/-
OP1	↑ 50/-	↓ 50/-	↓ 50/-	↓ 50/-
FBOP	↓ 150/-	↓ 100/-	↓ 100/-	↓ 100/-
FBOPF1	↓ 50/-	↓ 100/-	↓ 100/-	↓ 50/-
PEK	↓ 100/-	↓ 150/-	↓ 150/-	↓ 100/-
PEK1	↓ 200/-	↓ 150/-	↓ 150/-	↓ 100/-
OP/OPA	↓ 100/-	↓ 50/-	Firm	Firm

	Crude Oil As at 29th March 2023 – USD 78.15
	Mombasa Auction Demand: Fairly good general demand

HOLIDAY NOTICE - CEYLON TEA BROKERS PLC

Please note that our Head Office, Warehouse and Sample Room will be closed for business on **Wednesday 05th April 2023** on account of **Bak Full Moon Poya Day**.

Also, our Head Office will be closed for business on **Friday 07th April 2023** on account of **Good Friday**.

HOLIDAY NOTICE - MJF EXPORTS (PVT) LTD

Please note that from 31st March 2023 to 02nd April 2023, MJF Exports warehouse will be closed for the year end stock count. The deliveries will be accepted only from Monday, 03rd April 2023 onwards.

CURRENCY BOARD – AS AT 29TH MARCH 2023

	United States Dollars (USD)		European Community Euro (EUR)		United Kingdom pounds (GBP)	
	Corresponding		Corresponding		Corresponding	
	2023	2022	2023	2022	2023	2022
Sri Lankan Rupee	315.71	288.75	343.06	320.35	389.92	378.93

(Courtesy - Central Bank of Sri Lanka)

Indian Rupee	82.23	75.99	89.03	83.37	101.31	99.70
Kenyan Shilling	130.47	113.97	141.26	125.04	160.75	149.53
Bangladesh Taka	104.98	84.67	113.66	92.90	129.34	111.09
Indonesian Rupiah	15,095.00	14,354.80	16,343.70	15,749.60	18,598.90	18,834.10
Malawi Kwacha	1,014.56	804.60	1,098.49	882.78	1,250.06	1,055.67
Vietnam Dong	23,489.80	22,864.60	25,433.00	25,086.30	28,942.30	29,999.30

(Courtesy - Oanda Corporation)

SRI LANKA RUPEE AGAINST US DOLLAR

TIME PERIOD 23/03/2023 TO 29/03/2023 (SPOT / BUYING RATE)

23/03/2023	311.26	27/03/2023	314.83	29/03/2023	315.71
24/03/2023	314.75	28/03/2023	315.85		

(Courtesy - Central bank of Sri Lanka)

QUANTITY SOLD DURING THE PERIOD 20TH - 25TH MARCH 2023

	2023		2022	
	WEEKLY	TODATE	WEEKLY	TODATE
PRIVATE SALES	118,193.00	1,191,208.20	103,897.50	1,085,640.50
PUBLIC AUCTION	4,568,101.00	53,601,234.50	4,940,507.00	60,374,232.00
FORWARD CONTRACTS	78,960.00	752,368.00	35,840.00	591,640.00
DIRECT SALES	-	-	-	-
TOTAL	4,765,254.00	55,544,810.70	5,080,244.50	62,051,512.50
BMF EXCLUDED FROM PRIVATE SALE	39,386.00	602,259.00	119,578.00	1,909,862.00

TEA
TECH
TIPS



Degree of wither, mesh perforation size, Rollbreaker speed and angle of the tray slope will bear on dhool extraction.

CROP AND WEATHER (FOR THE PERIOD 20TH - 26TH MARCH 2023)

The Western planting districts experienced bright weather followed by rain whilst the Nuwara Eliya's reported sunny conditions. The Department of Meteorology forecasts evening showers in Kandy and Nuwara Eliya.

The Uva/Udapussellawa's reported bright mornings with occasional evening showers. Evening showers are to be expected in Uva.

The Low Grown districts reported clear weather throughout. Evening showers are to be expected in the Ruhuna and Sabaragamuwa districts.

All districts maintained their crop intakes.

WEATHER FORECAST (FOR THE PERIOD 30TH MARCH – 05TH APRIL 2023)

	Thu (30/03)	Fri (31/03)	Sat (01/04)	Sun (02/04)	Mon (03/04)	Tue (04/04)	Wed (05/04)
Galle	32°/25°C	32°/25°C	32°/24°C	33°/24°C	32°/25°C	32°/24°C	33°/24°C
Matara	34°/24°C	33°/23°C	33°/23°C	32°/23°C	32°/23°C	32°/23°C	32°/23°C
Ratnapura	34°/22°C	34°/22°C	33°/21°C	34°/21°C	34°/20°C	34°/21°C	34°/20°C
Hatton/ Talawakelle	28°/15°C	29°/15°C	27°/16°C	29°/16°C	29°/15°C	29°/16°C	29°/16°C

ORDER OF SALE THIS WEEK

EX EST	H/M-OFF GR & DUST	LEAFY/ SEMI LEAFY/ TIPPY/PREM & BOP1A
AS	Lanka Commodity Brokers	Mercantile Produce Brokers (Pvt) Ltd
BA	Bartleet Produce Marketing (Pvt) Ltd	Forbes & Walker Tea Brokers (Pvt) Ltd
FW	Forbes & Walker Tea Brokers (Pvt) Ltd	Asia Siyaka Commodities PLC
ES	Mercantile Produce Brokers (Pvt) Ltd	Eastern Brokers Ltd
CTB	Asia Siyaka Commodities PLC	Ceylon Tea Brokers PLC
LC	John Keells PLC	John Keells PLC
JK	Eastern Brokers Ltd	Lanka Commodity Brokers
MB	Ceylon Tea Brokers PLC	Bartleet Produce Marketing (Pvt) Ltd

CATALOGUE	LOTS	QTY (KGS)
EX-ESTATE	707	742,311.0
HIGH AND MEDIUM	1,550	676,827
LOW GROWN (LEAFY)	2,004	726,100
LOW GROWN (SEMI LEAFY)	1,468	606,846
LOW GROWN (TIPPY)	1,936	918,360
OFF GRADES + BOP1A	1,987	979,571
DUSTS	495	450,386
PREMIUM FLOWERY	348	55,289
TOTAL	10,495	5,155,690

HIGH GROWN TEAS

BOP Best Western's eased by Rs.50-100/- per kg. Below best too dropped by a similar margin whilst Plainer types eased further. Nuwara Eliya's were irregular. Uda Pussellawa's and Uva's sold around last.

BOPF Best Western's were firm to marginally lower. Below best were mostly firm. Plainer types were irregularly lower. Nuwara Eliya's were irregular. Uda Pussellawa's were firm whilst the Uva's lost Rs.50-100/- per kg.

MEDIUM GROWN TEAS

BOP1/OP1 **BOP1** – Select best and best lower by Rs. 50/- per kg whilst the below best and others eased by Rs. 100/- per kg.

OP1 – Select best gained by Rs. 50/- per kg whilst others eased by Rs. 50/- per kg.

OP/OPA Select best lower by Rs. 100/- per kg whilst the best lower by Rs. 50/- per kg. Below best and others held firm.

PEKOE/PEKOE1 **PEK** – Select best eased by Rs. 100/- per kg. Best and the below best lower by Rs. 150/- per kg whilst others lower by Rs. 100/- per kg.

PEK1 – Select best eased by Rs. 200/- per kg. Best and the below best lower by Rs. 150/- per kg whilst others lower by Rs. 100/- per kg.

FBOP/FBOPF1 **FBOP** – Select best lower by Rs. 150/- per kg whilst others declined by Rs. 100/- per kg.

FBOPF1 – Select best lower by Rs.50/- per kg. Best and below best lower by Rs.150/- per kg. Others were easier by Rs.100/- per kg.

HIGH GROWN **BP1** – Hardly any offerings.

PF1 – Dropped by Rs.30/- per kg.

MEDIUM GROWN **BP1** – Irregular.

PF1 – Firm.

LOW GROWN **BP1** – Firm.

PF1 – Firm.

QUOTATIONS-HIGH GROWNS	BOP		BOPF	
BEST WESTERNS	1460	1800	1500	1700
BELOW BEST WESTERNS	1260	1440	1380	1480
PLAINER WESTERNS	1160	1240	1200	1360
NUWARA ELIYAS	1200	1650	1550	
UDAPUSSELLAWAS	1020	1340	1120	1360
BEST UVAS	1300	1440	1380	1460
OTHER UVAS	1160	1260	1260	1300
GOOD MEDIUMS	1250	1800	1320	1360
POOR MEDIUMS	900	1020	960	1220
QUOTATIONS – UNORTHODOX	BP1		PF1	
(CTC) CTC (High & Medium)	1180	1340	1040	1360
CTC (Low)	1300	1700	1180	1750

LOW GROWN

BOP1	A few select best were firm, whilst best and below best declined. Poorer sorts were firm.
OP1	Select best were firm. Best and below best maintained whilst poorer sorts were firm to lower.
OP	Well-made varieties were firm. Best and below best maintained. Poorer types gained.
OPA	Select best were firm to dearer. Best and below best maintained. Teas at the lower end were firm to dearer.
PEKOE/PEKOE1	Select best teas together with full range of bold PEK's were firm to lower. Cleaner below best and the rest were irregular.
FBOP/FBOP1	Select best and best were lower whilst others held firm.
BOP	In general, firm market.
BOPF	All-round lower market.
FBOPF/FBOPF1	Select best and best FBOPF1's met with all-round lower market, whilst FBOPF's too had a lower market and at times were unsellable.

QUOTATIONS	SELECT BEST	BEST	BELOW BEST	OTHER
BOP1	2,200-3,400	1,600-2,100	1,250-1,500	800-1,100
OP1	2,600-3,450	1,900-2,300	1,600-1,800	800-1,400
OP	1,700-2,000	1,550-1,650	1,400-1,500	800-1,300
OPA	1,750-2,250	1,550-1,650	1,300-1,550	800-1,300
PEKOE	1,900-2750	1,700-1,800	1,500-1,700	800-1,200
PEKOE1	1,950-2500	1,700-1,850	1,500-1,700	800-1,200
FBOP1	1,300- 1,650	900-1200	700-850	Below 650
FBOP	1,500-2,550	1200-1400	900-1100	Below 850
BOP	1,400-2,000	1100-1300	900-1000	Below 880
BOPF	1,200-1,900	1000-1150	850-950	Below 800
FBOPF1	1,350-1,600	1000-1300	900-980	Below 870
FBOPF	1,000-1,600	820-900	800-880	Below 780
FFSP/FFEXSP/FFEXSP1	3000-4,500	1200-2000	980-1000	Below 960

OFF GRADES

FGS/FGS1 High grown varieties maintained. Medium and low grows advanced by Rs. 10-20/- per kg. CTC's were firm.

BM/BP **BM** – Best were dearer Rs. 10-20/- per kg and more towards the closure. Below best and bottom increased by Rs. 20-30/- per kg.

BP – commenced firm but declined by Rs. 40-60/- per kg as the sale progressed.

BOP1A Best varieties maintained. Below Best and the teas at the lower end appreciated by Rs. 20-40/- per kg.

	HIGH		MEDIUM		LOW	
FNGS	750	1360	740	1240	690	1080
P.FGS (CTC)	N/A		800	980	780	1300
BP	670	1120	800	1300	550	1190
BM	750	860	760	870	750	1120
BOP1A	850	1000	800	1180	810	1600

DUST

DUST1 Best and below best were irregularly lower by Rs.100/- per kg. CTC's were firm. Best low and below best Low grows gained by Rs. 40-60/- per kg.

DUST Cleaner secondaries lost by Rs.50-60/- per kg. Low grows were firm.

	HIGH		MEDIUM		LOW	
PRIMARY DUSTS	1450	2000	920	1460	880	1100
SECONDARY DUSTS	1160	1450	750	900	700	880
PDUST (CTC)	1200	1360	1140	1460	980	1240

TOP PRICES - SALE NO. 13 OF 28TH / 29TH MARCH 2023

WESTERN MEDIUM			
Nayapane	BOP	1,800.00	
Nayapane	BOPSp	1,600.00	
Vellai Oya	BOPF/BOPFSP	1,360.00	
Craighead	BOP1	1,950.00	
Craighead	FBOP/FBOP1	1,950.00	
Dartry Valley	FBOPF/FBOPF1	1,550.00	
Dartry Valley	OP/OPA	1,800.00	
New Rothschild	OP1	1,750.00	@
Dehiwatte Super	PEK/PEK1	1,900.00	
Harangalla	PEK/PEK1	1,900.00	
Dartry Valley	PEK/PEK1	1,900.00	
WESTERN HIGH			
Somerset	BOP	1,800.00	
Dessford	BOPSp	1,600.00	
Bogawantalawa	BOPF/BOPFSP	1,700.00	
Weddemulla	BOP1	1,120.00	@
Inverness	FBOP/FBOP1	1,420.00	
Torrington	FBOP/FBOP1	1,420.00	
Dartry Valley	FBOPF/FBOPF1	1,550.00	
Venture	OP/OPA	1,650.00	
Venture	OP1	1,700.00	
Torrington	PEK/PEK1	1,700.00	
Weddemulla	PEK/PEK1	1,550.00	@
Great Western	PEK/PEK1	1,550.00	
Mattakelle	PEK/PEK1	1,550.00	
NUWARA ELIYA			
Court Lodge	BOP	1,360.00	
Mahagastotte	BOPF/BOPFSP	1,550.00	
Mahagastotte	FBOP/FBOP1	1,900.00	
Court Lodge	OP/OPA	1,420.00	
Mahagastotte	PEK/PEK1	1,750.00	
UDA PUSSELLAWAS			
Kirklees	BOP	1,340.00	
Mooloya	BOPF/BOPFSP	1,360.00	
Gordon	BOP1	1,320.00	
Alma	FBOP/FBOP1	1,420.00	@
Delmar	FBOPF/FBOPF1	1,400.00	
Delmar	OP/OPA	1,500.00	
Alma	OP1	1,700.00	@
Delmar	PEK	1,850.00	
Alma	PEK1	1,550.00	@

UVA MEDIUM			
El Teb	BOP	1,440.00	
Uva Samovar	BOPSp	1,220.00	
El Teb	BOPF/BOPFSP	1,440.00	
Demodera 'S'	BOP1	1,950.00	
Halpewatte Uva	FBOP/FBOP1	1,800.00	
Sarnia Plaiderie	FBOPF/FBOPF1	1,420.00	
Wewesse	OP/OPA	1,700.00	
Dickwella	OP1	1,750.00	
Tinioya	OP1	1,750.00	
Uva Moragolla	PEK/PEK1	1,850.00	
UVA HIGH			
Pitaratmalie	BOP	1,360.00	
Battawatte	BOPSp	860.00	
Bandaraeliya	BOPF/BOPFSP	1,460.00	
Spring Valley	BOP1	1,650.00	
Aislaby	FBOP/FBOP1	1,700.00	
Aislaby	FBOPF/FBOPF1	1,400.00	
Ellathota Uva	OP/OPA	1,600.00	
Glenanore	OP1	1,900.00	
Glenanore	PEK/PEK1	1,800.00	
UNORTHODOX HIGH			
Ulugedara CTC	PF1	1,360.00	
Ulugedara CTC	PF1	1,340.00	@
UNORTHODOX MEDIUM			
New Peacock CTC	PF1	1,360.00	
Delta CTC	BP1	1,340.00	
Donside CTC	BPS	1,120.00	
Aultmore CTC	BPS	980.00	@
UNORTHODOX LOW			
Hingalgoda CTC	PF1	1,750.00	
Ceciliyan CTC	BP1	1,700.00	
Ross Feld CTC	BPS	890.00	

TOP PRICES - SALE NO. 13 OF 28TH / 29TH MARCH 2023

LOW GROWN				CONT.....			
Sithaka	BOP1	3,400.00		Karawita	FBOPF1	1,500.00	
Pothotuwa	OP1	3,450.00		Golden Garden	FBOPF1	1,500.00	
Ceyenta	OP1	3,450.00		New Vithanakande	FBOPF1	1,500.00	
Liyonta	OP	2,000.00		Fortune	FBOPF1	1,500.00	
Sihara	OP	1,950.00	@	Galatara	FBOPF1	1,500.00	
Navinda	OP	1,950.00					
Nilgiri	OP	1,900.00	@	DUSTS			
Sunrise	OP	1,900.00		Mattakelle	DUST1	2,000.00	
Dampahala	OP	1,900.00		New Peacock CTC	PD	1,460.00	
Green Lanka	OP	1,900.00					
Liyonta	OPA	2,250.00		PREMIUM FLOWERY			
Green Lanka	OPA	2,250.00		Mahambana	FBOPFSp	3,950.00	
A C U Super	OPA	2,150.00	@	Thundola Ella	FBOPFSp	3,050.00	@
Lumbini	OPA	2,150.00		New Falcon Lanka	FBOPFExSp	3,750.00	
Liyonta	PEK	2,750.00		New J.S.P	FBOPFExSp	3,550.00	@
Makandura	PEK1	2,500.00		Lihiniyawa	FBOPFExSp1	4,500.00	@
Nilgiri	PEK1	2,350.00	@	Nilrich	FBOPFExSp1	3,350.00	@
Rajjuruwatta Super	PEK1	2,300.00	@				
Kiruwanaganga	PEK1	2,300.00		OFF GRADES			
Sithaka	BOP	2,000.00		Wattegodde	FGS/FGS1	1,360.00	
Mulatiyana Hills	BOP	1,950.00	@	Hingalgoda CTC	PF	1,300.00	
New Batuwangala	BOPSp	1,650.00		Aultmore CTC	PF	980.00	@
Suduwelipothahena Super	BOPSp	1,600.00	@	Golden Garden	BM	1,120.00	
Ihalapanapitiya	BOPSp	1,600.00		Gunawardana	BM	1,120.00	
Rumassala Hills	BOPSp	1,500.00	@	Maratenne	BP	1,300.00	
Sithaka	BOPF	1,900.00		Aldora	BOP1A	1,600.00	
Makandura	BOPFSp	1,900.00					
New Rekadahena	BOPFSp	1,420.00					
Golden Garden	BOPFSp	1,400.00	@				
Gunawardana	FBOP	2,550.00					
Pothotuwa	FBOP	2,500.00					
Makandura	FBOP	2,500.00					
Mulatiyana Hills	FBOP	2,450.00	@				
Sithaka	FBOP1	1,650.00					
Gunawardana	FBOPF	1,600.00					
Lumbini	FBOPF	1,440.00	@				
Nilrich	FBOPF1	1,600.00	@				
Ransegoda	FBOPF1	1,600.00					
Pothotuwa	FBOPF1	1,600.00					
Sithaka	FBOPF1	1,600.00					
New Vithanakande	FBOPF1	1,550.00					
Houpe Special	FBOPF1	1,550.00					
Kiruwanaganga	FBOPF1	1,550.00					
Goorookoya Super	FBOPF1	1,550.00					
Hidellana	FBOPF1	1,550.00					
Lumbini	FBOPF1	1,500.00	@				

FUTURE SALES INFORMATION

SALE NO 14 OF 03RD / 04TH APRIL 2023

EX-ESTATE	H/M-OFF GR & DUST	LEAFY/ SEMI LEAFY/ TIPPY/PREM & BOP1A
FW	Bartleet Produce Marketing (Pvt) Ltd	Forbes & Walker Tea Brokers (Pvt) Ltd
ES	Forbes & Walker Tea Brokers (Pvt) Ltd	Asia Siyaka Commodities PLC
CTB	Mercantile Produce Brokers (Pvt) Ltd	Eastern Brokers Ltd
LC	Asia Siyaka Commodities PLC	Ceylon Tea Brokers PLC
JK	John Keells PLC	John Keells PLC
MB	Eastern Brokers Ltd	Lanka Commodity Brokers
BA	Ceylon Tea Brokers PLC	Bartleet Produce Marketing (Pvt) Ltd
AS	Lanka Commodity Brokers	Mercantile Produce Brokers (Pvt) Ltd

Buyers Prompt: 10.04.2023

Sellers Prompt: 11.04.2023

AWAITING SALE - CATALOGUE DETAILS

	SALE OF 03RD / 04TH APRIL 2023		SALE OF 18TH / 19TH APRIL 2023	
	LOTS	QTY(KGS)	LOTS	QTY(KGS)
EX-ESTATE	721	778,764	684	713,470.0
HIGH AND MEDIUM	1,487	669,387	1,406	630,230
LOW GROWN (LEAFY)	2,014	770,159	2,004	775,667
LOW GROWN (SEMI LEAFY)	1,514	664,457	1,565	685,759
LOW GROWN (TIPPY)	1,750	850,087	1,853	868,026
OFF GRADES+BOP1A	2,186	1,110,820	2,094	1,044,456
DUSTS	572	522,657	563	529,107
PREMIUM FLOWERY	214	38,785	225	41,578
TOTAL	10,458	5,405,116	10,394	5,288,293
MAIN SALE & EX ESTATE CLOSED ON	16TH MARCH 2023		23RD MARCH 2023	

SALE NO.16 – 25TH / 26TH APRIL 2023

Ex-Estate catalogue and Main Sale catalogues are scheduled to be closed on the 30th March 2023.

SALE NO.17 – 02ND / 03RD MAY 2023

Ex-Estate catalogue and Main Sale catalogues are scheduled to be closed on the 06th April 2023.

SALE NO.18 – 09TH / 10TH MAY 2023

Ex-Estate catalogue and Main Sale catalogues are scheduled to be closed on the 20th April 2023.

ELEVATION WISE – STATISTICS – COLOMBO AUCTION AVERAGES

Elevation	LAST WEEK	WEEK BEFORE LAST	LAST YEAR	YEAR BEFORE
	(RS)	(RS)	(RS)	(RS)
	Sale- 21.03.2023	Sale- 14.03.2023	Corres 2022	Corres 2021
Uva High	1186.56	1173.87	839.47	595.62
Western High	1389.58	1370.33	796.00	636.36
CTC High	1255.86	1220.39	672.56	539.25
Total High Grown	1334.85	1319.31	808.26	627.18
Uva Medium	1117.11	1091.40	926.92	614.97
Western Medium	1131.76	1116.21	772.80	595.72
CTC Medium	1169.06	1136.69	638.66	516.70
Total Medium Grown	1127.22	1107.85	818.22	600.98
Orthodox Low	1326.99	1291.96	1047.95	693.27
CTC Low	955.74	1030.33	619.71	505.71
Total Low Grown	1307.03	1272.58	1013.73	681.34
TOTAL	1282.00	1256.96	934.69	657.41

Elevation	LAST WEEK	WEEK BEFORE LAST	LAST YEAR	YEAR BEFORE
	(\$)	(\$)	(\$)	(\$)
	Sale- 21.03.2023	Sale- 14.03.2023	Corres 2022	Corres 2021
Uva High	3.54	3.63	3.05	3.02
Western High	4.15	4.24	2.89	3.22
CTC High	3.75	3.78	2.45	2.73
Total High Grown	3.98	4.09	2.94	3.18
Uva Medium	3.33	3.38	3.37	3.11
Western Medium	3.38	3.46	2.81	3.02
CTC Medium	3.49	3.52	2.32	2.62
Total Medium Grown	3.36	3.43	2.98	3.04
Orthodox Low	3.96	4.00	3.81	3.51
CTC Low	2.85	3.19	2.25	2.56
Total Low Grown	3.90	3.94	3.69	3.45
Weekly Total (USD)	3.83	3.89	3.40	3.33
Exchange Rate (LKR)	335.08	322.96	275.00	197.47

Elevation	TODATE	TODATE	TODATE	TODATE	TODATE	TODATE
	2020	2021	2022	2020	2021	2022
	(RS)	(RS)	(RS)	(\$)	(\$)	(\$)
Uva High	582.33	666.88	1226.69	3.00	3.04	3.46
Western High	634.40	727.02	1451.14	3.27	3.31	4.09
CTC High	572.30	613.11	1242.59	2.95	2.79	3.50
Total High Grown	621.39	710.43	1391.97	3.20	3.24	3.92
Uva Medium	598.44	697.31	1218.58	3.08	3.18	3.43
Western Medium	584.91	637.98	1199.29	3.01	2.91	3.38
CTC Medium	543.38	548.85	1125.96	2.80	2.50	3.17
Total Medium Grown	588.59	655.01	1204.95	3.03	2.99	3.39
Orthodox Low	687.11	801.32	1506.38	3.54	3.65	4.24
CTC Low	533.71	536.99	1038.36	2.75	2.45	2.92
Total Low Grown	676.89	781.79	1480.19	3.48	3.56	4.17
TOTAL	651.61	745.38	1421.29	3.35	3.40	4.00

Cumulative Sale Averages – 1 USD= Rs. (Monthly Weighted Average) 194.24 219.39 355.03

(Source: MSL/ CBSL)

WORLD TEA PRODUCTION (IN MILLION KILOS)

Country	Month	Month		To-date		Diff (+/-)
		2021	2022	2021	2022	2021 vs 2022
North India	Dec	50.8	48.0	1108.0	1110.4	2.4
Kenya	Dec	52.5	55.3	537.8	535.0	-2.8
		2022	2023	2022	2023	2022 vs 2023
Sri Lanka	Feb	18.2	18.7	40.98	37.97	-3.01
Bangladesh	Feb	0.033	0.046	0.54	0.41	-0.13
Malawi	Feb	7.0	6.3	11.8	12.6	0.8
South India	Jan	16.22	13.43	16.22	13.43	-2.79

(Source: Africa Tea Brokers/National Brokers Ltd)

MOMBASA AUCTION OF 29TH MARCH 2023

Fairly good general demand but at irregular levels for the 179,001 packages (11,997,507.00 kilos) on offer; 29.72% was unsold.

UK, Sudan, Kazakhstan and other CIS states showed more support while Pakistan Packers maintained interest with Afghanistan active but at lower levels. Egyptian Packers, Yemen, other Middle Eastern countries and Russia saw reduced enquiry while Bazaar lent selective interest. Iran were quiet while Local Packers maintained activity. Somalia maintained activity at the lower end of the market.

BP1: Best - Saw irregular interest and varied between firm to USC126 dearer to USC102 below previous levels. Brighter - Most teas appreciated by up to USC28 with select lines advancing by USC44, USC53 and USC104 but some teas eased by up to USC13. Mediums - KTDA mediums were steady to USC20 easier while plantation mediums gained up to USC25 but a few invoices shed up to USC20. Lower Mediums -Saw less enquiry and lost up to USC18 but a few select invoices however gained up to USC38. Plainer - Were irregular varying between firm to USC22 dearer to easier by up to USC16.

PF1: Best – Ranged between steady to USC21 dearer to easier by up to USC15. Brighter – Were irregular and varied between firm to USC12 dearer to easier by up to USC10. Mediums – KTDA mediums were mainly firm at last levels but some teas lost up to USC15 with plantation mediums easier by up to USC18. Lower Mediums – Met irregular interest varying between USC13 dearer to USC14 below last rates. Plainer – Shed up to USC12 but a few teas gained up to USC8.

PDUST: Best – Eased by up to USC28. Brighter – Were mostly firm to easier by up to USC4 with select invoices discounted by USC16 while a few lines advanced by up to USC12. Mediums – KTDA mediums were steady to easier by up to USC3 with plantation mediums a weak feature and lost up to USC23. Lower Medium – Were irregularly easier by up to USC34 but a few select lines however appreciated by up to USC40. Plainer – Shed up to USC38

DUST1: Best – Were mainly steady to USC22 below last prices with only a few teas advancing by up to USC12. Brighter – Firm to USC9 below previous levels. Mediums – KTDA mediums were steady to easier by up to USC18 with plantation mediums shedding up to USC38. Lower Medium – Irregularly easier by up to USC24. Plainer varied between firm to easier by up to USC24 for most teas while select invoices were dearer by up to USC9.

(Courtesy - Africa Tea Brokers Limited)

GUWAHATI AUCTION OF 29TH MARCH 2023

Good demand for the nominal quantity of New Season teas on offer. Fair demand for the old season teas at irregular and easier levels following quality.HUL, Western India, Northern India buyers operating.

(Courtesy - Associated Brokers Pvt. Ltd., Guwahati)

MALAWI AUCTION OF 29TH MARCH 2023

Less selective demand continued this week at firm rates where sold for the 6,300 packages on offer.

BP1 - firm on last.

PF1 - Better and bright liquoring lines continued getting much interest at firm rates, balance taken out.

PF1SC - held firm where sold.

PD - were taken out under bids due to producers' limit.

D1 - were not supported.

Secondaries tended firm where sold, balance taken out under bids.

(Courtesy - Tea Brokers Central Africa Limited)

BANGLADESH / KOLKATA / JAKARTA AUCTION

The above market report details were not available at the time of printing of this publication.