



Ceylon Tea Brokers

*Happy
New Year*
to all our readers!





**Ceylon Tea
Brokers**

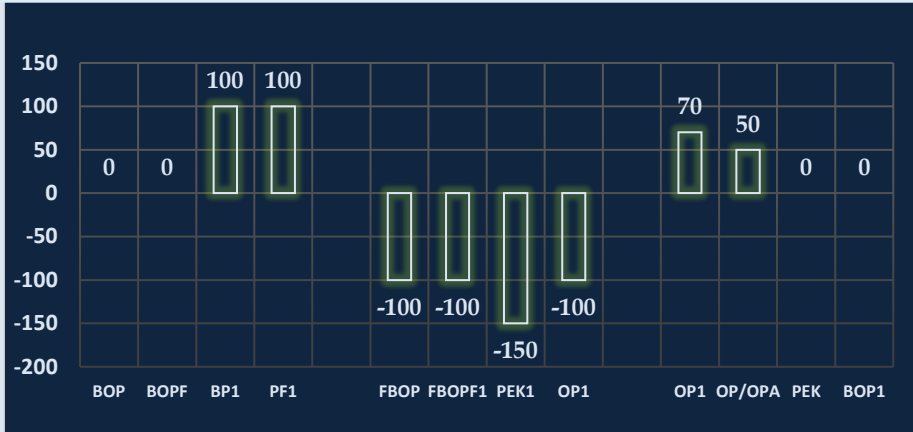


MARKET SNAPSHOT

SALE NO. 01 OF 03RD / 04TH JANUARY 2023

CEYLON TEA BROKERS PLC
Level 7, Millenium House, No.46/58, Nawam Mawatha, Colombo 2
Tel: 011-460777 Fax: 011-4607788
Email: general@ceylontebrokers.com
Web: www.ceylontebrokers.com

Good demand all-round.



EX-ESTATE

MEDIUM

LOW GROWN

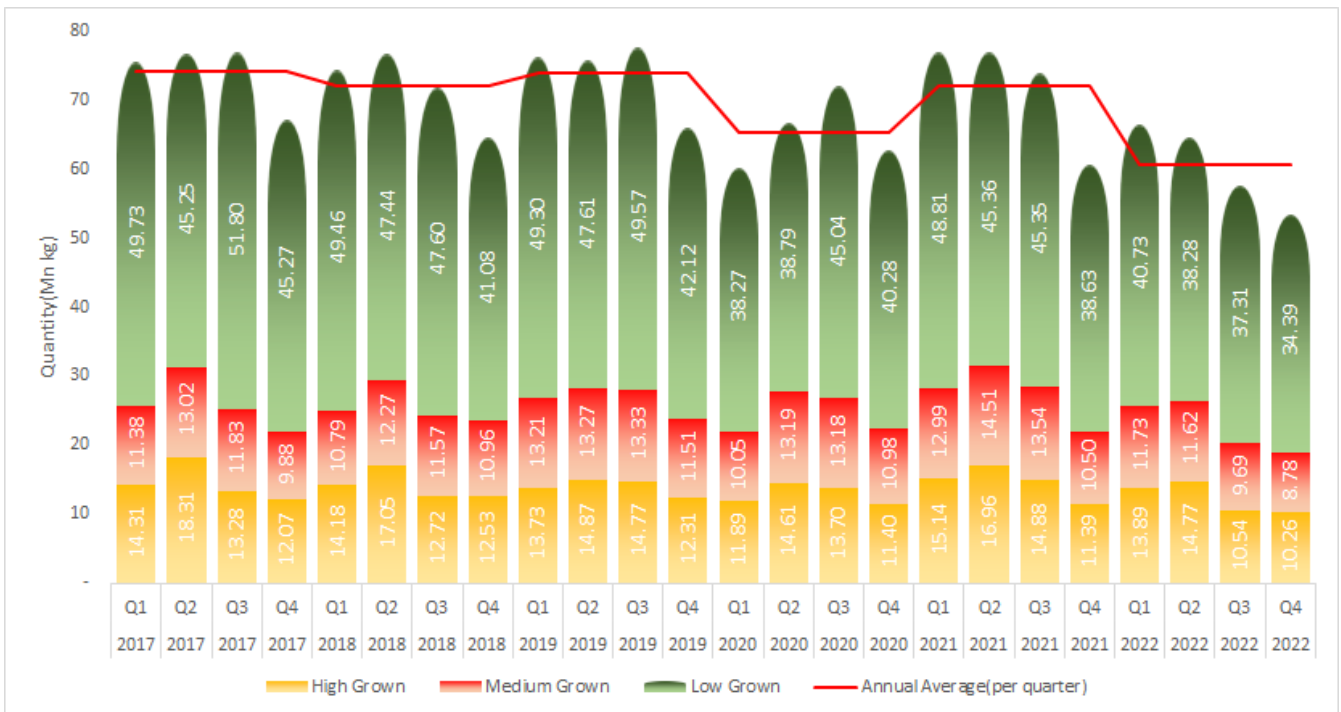
Currency - 04th January
LKR/USD 359.97

December
National Average
Rs. 1,454.24

Elevation Average

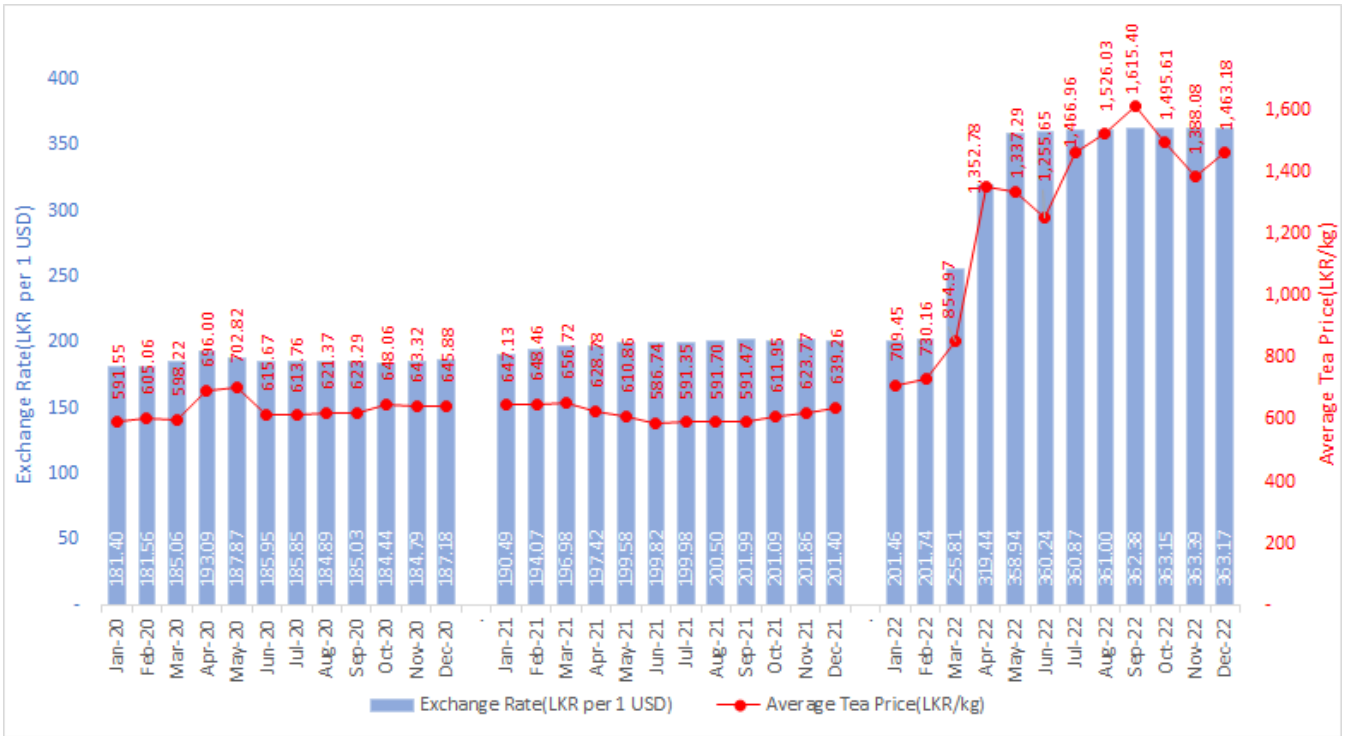
ELV	RS	USD
High	1,359.78	3.74
Medium	1,237.86	3.41
Low	1,534.27	4.22

QUARTERLY TEA SOLD QUANTITY IN SRI LANKA (IN MN KG)
2017- 2022




Source: S S P

SRI LANKAN AVERAGE TEA SOLD PRICE(LKR/KG) VS EXCHANGE RATE (LKR PER 1 USD) (MONTHLY)



Source: S S P Corporate Services (Private) Limited, International Finance Statistics-Central Bank

MARKET MOVEMENT AT INTERNATIONAL AUCTION CENTERS THIS WEEK



Bangladesh

India

Kenya & Indonesia

The above market report details were not available at the time of printing this publication.

COMMENTS

Sale	Ex-Estate		Low Grown (Leafy/Tippy)		Total	
	Qty	Demand	Qty	Demand	Qty	Demand
01	0.68 MKgs	Good	2.2 Mkgs	Good	5.0 Mkgs	Good

WESTERN				LEAFY / SEMI LEAFY					
	SELECT BEST	BEST	BELOW BEST	PLAINER		SELECT BEST	BEST	BELOW BEST	OTHERS
BOP	↑50/-	↑50/-	Firm	Firm	OP1	↑100/-	↑50/-	Firm	Firm
BOPF	↑50/-	↑100/-	Firm	↑50/-	BOP1	Firm	Firm	Firm	Firm
					OP/OPA			↑50/-	
					PEK			Firm	
					PEK1			↓50/-	
					SMALL LEAF / TIPPY				
					FBOP	↑50/-	Firm	Firm	Firm
					FBOP1	↑20/-	Firm	Firm	Firm
					FBOPF1	Firm	↓50/-	↓40/-	↓50/-
					PREMIUM FLOWERY				
					Select Best			↓1000 – 1500/-	
					Best			↓500-1000/-	
					Below Best			Firm	
					Others			Firm	
HIGH & MEDIUM									
	SELECT BEST	BEST	BELOW BEST	OTHERS					
BOP1	Firm	↓50/-	↓50/-	↓50/-					
OP1	↓100/-	↓100/-	↓50/-	Firm					
FBOP	↓50/-	↓50/-	↓50/-	↓50/-					
FBOPF1	↓50/-	↓100/-	↓100/-	↓50/-					
PEK	↓50/-	↓50/-	↓50/-	↓100/-					
PEK1	↓50/-	↓100/-	↓100/-	↓50/-					
OP/OPA	Firm	↑50/-	↑50/-	Firm					



Crude Oil

As at 04th January 2023 – USD 80.03

Sri Lanka Tea Sale Averages for the Month of December 2022 recorded Rs. 1,454.24 (USD 4.00) vis-à-vis Rs. 635.83 (USD 3.16) (+Rs. 818.41) in 2021. High Grown for the month was Rs. 1,359.78 as against Rs. 615.18 (+Rs. 744.60) last year. Medium Grown recorded Rs. 1,237.86 vis-à-vis Rs. 568.49 (+Rs. 669.37) in 2021. Low Grown achieved Rs. 1,534.27 vis-à-vis Rs. 662.24 (+Rs. 872.03) in the previous year.

Cumulative figure for January / December stood at Rs. 1,234.24 vis-à-vis Rs. 615.44 in 2021. High Grown recorded Rs. 1,093.10 as against Rs. 587.13 last year. Medium Grown was Rs. 1,030.82 vis-à-vis Rs. 550.80 in 2021. Low Grown recorded Rs. 1,339.86 vis-à-vis Rs. 644.23 in 2021. All three elevations recorded an increase during the period of January - December 2022 when compared to the corresponding period of 2021 in the Rupee & Dollar value.

The total CTC average for the month of December 2022 was Rs. 1,075.89. CTC High Grown recorded Rs. 1199.89; CTC Medium Grown were at Rs. 1,088.38 whilst Low Grown recorded Rs. 1,026.26.

(Please refer page No.15 for more details)

HOLIDAY NOTICE

Please note our Head Office, Warehouse & Sample Room will be closed for business on the following day:
Friday, 06th January 2023 – Duruthu Full Moon Poya Day

CURRENCY BOARD – AS AT 04TH JANUARY 2023

	United States Dollars (USD)		European Community Euro (EUR)		United Kingdom pounds (GBP)	
	Corresponding		Corresponding		Corresponding	
	2023	2022	2023	2022	2023	2022
Sri Lankan Rupee	359.97	198.50	379.12	223.95	430.62	266.30

(Courtesy - Central Bank of Sri Lanka)

Indian Rupee	82.81	74.25	87.69	84.11	99.36	100.19
Kenyan Shilling	122.59	112.18	129.82	127.07	147.10	151.36
Bangladesh Taka	102.44	84.09	108.48	95.25	122.92	113.46
Indonesian Rupiah	15,595.10	14,270.00	16,514.80	16,164.50	18,712.80	19,254.40
Malawi Kwacha	1,017.97	802.56	1,078.00	909.11	1,221.47	1,082.88
Vietnam Dong	23,522.00	22,830.20	24,909.20	25,861.20	28,224.40	30,804.60

(Courtesy - Oanda Corporation)

SRI LANKA RUPEE AGAINST US DOLLAR TIME PERIOD 29/12/2022 TO 04/01/2023 (SPOT RATE)

29/12/2022	360.42	02/01/2023	360.41	04/01/2023	359.97
30/12/2022	360.41	03/01/2023	360.22		

(Courtesy - Central bank of Sri Lanka)

QUANTITY SOLD DURING THE PERIOD 19TH – 31ST DECEMBER 2022

	2022		2021	
	WEEKLY	TODATE	WEEKLY	TODATE
PRIVATE SALES	82,764.00	4,074,999.08	90,476.00	5,694,898.59
PUBLIC AUCTION	4,558,637.00	237,065,036.60	4,597,541.00	281,932,047.00
FORWARD CONTRACTS	44,150.00	1,957,010.00	24,580.00	2,113,390.00
DIRECT SALES	-	-	-	-
TOTAL	4,685,551.00	243,097,045.68	4,712,597.00	289,740,335.59
BMF EXCLUDED FROM PRIVATE SALE	73,903.00	5,724,170.00	188,765.00	10,466,881.00

TEA
TECH
TIPS



Calibrate Drier thermometers regularly and prevent firing and moisture issues which could affect the product.

CROP AND WEATHER (FOR THE PERIOD 26TH DECEMBER 2022 – 01ST JANUARY 2023)

The Western and Nuwara Eliya planting districts experienced sunny mornings followed by misty conditions.

The Uva/Udapussellawa's reported clear mornings followed by misty evenings

The Low Grown districts reported bright mornings with misty conditions.

All districts recorded a decline in crop intakes.

WEATHER FORECAST (FOR THE PERIOD 05TH TO 11TH JANUARY 2023)

	Thu (05/01)	Fri (06/01)	Sat (07/01)	Sun (08/01)	Mon (09/01)	Tue (10/01)	Wed (11/01)
Galle	31°/25°C 	30°/24°C 	30°/24°C 	31°/25°C 	30°/24°C 	32°/24°C 	29°/23°C
Matara	33°/21°C 	34°/22°C 	33°/23°C 	33°/21°C 	32°/23°C 	33°/22°C 	33°/24°C
Ratnapura	33°/22°C 	34°/22°C 	34°/20°C 	33°/22°C 	34°/19°C 	35°/22°C 	33°/20°C
Hatton/ Talawakelle	25°/16°C 	26°/17°C 	25°/14°C 	25°/16°C 	26°/15°C 	26°/17°C 	26°/12°C

ORDER OF SALE THIS WEEK

EX EST	H/M-OFF GR & DUST	LEAFY/ SEMI LEAFY/ TIPPY/PREM & BOP1A
FW	John Keells PLC	Lanka Commodity Brokers
BA	Eastern Brokers Ltd	John Keells PLC
CTB	Forbes & Walker Tea Brokers (Pvt) Ltd	Asia Siyaka Commodities PLC
ES	Mercantile Produce Brokers (Pvt) Ltd	Eastern Brokers Ltd
MB	Lanka Commodity Brokers	Ceylon Tea Brokers PLC
LC	Asia Siyaka Commodities PLC	Forbes & Walker Tea Brokers (Pvt) Ltd
JK	Bartleet Produce Marketing (Pvt) Ltd	Bartleet Produce Marketing (Pvt) Ltd
AS	Ceylon Tea Brokers PLC	Mercantile Produce Brokers (Pvt) Ltd

CATALOGUE	LOTS	QTY (KGS)
EX-ESTATE	613	677,842
HIGH AND MEDIUM	1,337	601,093
LOW GROWN (LEAFY)	1,757	668,207
LOW GROWN (SEMI LEAFY)	1,275	540,541
LOW GROWN (TIPPY)	1,986	1,001,603
OFF GRADES + BOP1A	2,081	1,043,298
DUSTS	469	447,853
PREMIUM FLOWERY	394	63,461
TOTAL	9,912	5,043,898

HIGH GROWN TEAS

BOP Best westerns were dearer by Rs.50/- per kg. Below Best and plainer types were firm to occasionally dearer. Nuwara Eliya's were irregular. Uda Pussellawa's were lower by Rs.50/- per kg. Uva's were mostly firm.

BOPF Best Westerns moved up by Rs.100/- per kg but eased towards the closure of the sale. Below best mostly sold around last levels. Plainer types appreciated by Rs.50/- per kg. Hardly any offerings from Nuwara Eliya. Uda Pussellawa's and Uva's were firm.

MEDIUM GROWN TEAS

BOPF In general, dearer by Rs. 50-100/- per kg

BOP1/OP1 **BOP1:** Select best were firm whilst all others eased by Rs. 50/- per kg.
OP1: Select best and best declined by Rs. 100/- per kg whilst the below best lower by Rs. 50/- per kg. Teas at the lower end maintained.

OP/OPA Select best were firm, best together with below best increased by Rs. 50/- per kg whilst the bottom maintained.

PEKOE/PEKOE1 **PEK:** Select best, best and the below best lower by Rs. 50/- per kg whilst the lower end teas declined by Rs. 100/- per kg.
PEK1: Select best and the poorer sorts eased by Rs.50/- per kg whilst all others were lower by Rs. 100/- per kg

FBOP/FBOPF1 **FBOP:** Overall declined by Rs. 50/- per kg.
FBOPF1: Select best and the bottom eased by Rs.50/- per kg whilst all others were lower by Rs. 100/- per kg.

CTC

HIGH GROWN **BP1** – Limited availability on offer gained by Rs.50/- per kg.
PF1 – Irregular.

MEDIUM GROWN **BP1** – Dearer by Rs.50/- per kg.
PF1 – Up by Rs.50/- per kg and more.

LOW GROWN **BP1** – Moved up by Rs.100/- per kg.
PF1 – Gained by Rs.50-100/- per kg.

QUOTATIONS-HIGH GROWNS	BOP		BOPF	
BEST WESTERNS	1600	1750	1700	1900
BELOW BEST WESTERNS	1500	1550	1500	1650
PLAINER WESTERNS	1300	1480	1460	1480
NUWARA ELIYAS	1320	1500	1300	
UDAPUSSELLAWAS	980	1600	1100	1600
BEST UVAS	1400	1550	1420	1550
OTHER UVAS	1280	1300	1260	1380
GOOD MEDIUMS	1550	2300	N/A	
POOR MEDIUMS	1000	1500	960	1360
QUOTATIONS – UNORTHODOX	BP1		PF1	
(CTC) CTC (High & Medium)	920	1400	870	1380
CTC (Low)	1100	1420	1120	2050

LOW GROWN

BOP1	Select best together with best types were firm whilst below best and poorer sorts were firm to lower.
OP1	Select best together with best and below best were firm to dearer. Poorer sorts were fully firm.
OP	Well-made varieties were firm, whilst best and below best were firm to dearer. Poorer sorts maintained.
OPA	Select best maintained, whilst best and below best were firm to dearer. Teas at the lower end maintained.
PEKOE/PEKOE1	Select best teas together with full range of bold PEKs were fully firm. Cleaner below best and the rest maintained.
FBOP/FBOP1	Select best and best were dearer, whilst others held firm.
BOP	Few well-made invoices were firm, whilst others were slightly easier.
BOPF	In general, firm market.
FBOPF/FBOPF1	Select best and best held firm, whilst the below best and bottom eased.

QUOTATIONS	SELECT BEST	BEST	BELOW BEST	OTHER
BOP1	2,200-3,350	1,600-2,000	1,200-1,400	800-1,000
OP1	2,200-3,350	1,800-2,000	1,400-1,600	600-1,200
OP	1,900-2,250	1,500-1,800	1,300-1,500	600-1,100
OPA	1,800-2,450	1,500-1,800	1,300-1,500	600-1,100
PEKOE	1,800-2,550	1,600-1,800	1,400-1,600	600-1,200
PEKOE1	2,000-2,550	1,600-2,000	1,400-1,600	600-1,200
FBOP1	1,900-2,500	1,400-1,800	980-1,300	Below 960
FBOP	2,200-2,800	1,800-2,000	1,000-1,600	Below 920
BOP	2,000-2,600	1,500-1,900	900-1,400	Below 880
BOPF	1,800-2,300	1,400-1,700	920-1,300	Below 900
FBOPF1	2,100-2,400	1,800-2,000	1,000-1,500	Below 940
FBOPF	2,200-3,000	1,700-2,100	980-1,600	Below 960
FFSP/FFEXSP/FFEXSP1	7,200-8,650	4,600-6,000	3,600-4,500	Below 3,500

OFF GRADES

FGS/FGS1 High grown varieties gained by Rs. 20-40/- per kg. Medium and low grown were dearer by Rs. 20-40/- per kg. CTC's maintained.

BM/BP **BM** – Best varieties were firm yet eased towards the closure. Below best and bottom advanced by Rs. 20-40/- per kg.

BP – Irregularly dearer.

BOP1A Select best moved up by Rs. 30-40/- per kg. Best & the below best were firm to dearer by Rs. 20/- per kg. Teas at the lower end dearer by Rs. 10-20/- per kg.

	HIGH		MEDIUM		LOW	
BETTER FNGS	1220	1600	900	980	1000	1200
OTHER FNGS	600	1060	540	890	500	980
P.FGS (CTC)	N/A		660	960	500	1700
BP	750	1100	740	1650	690	1420
BM	590	920	650	960	580	1440
BOP1A	780	1080	790	1360	700	1800

DUST

DUST1 Best high grown and below best were irregular. CTC's were firm. Best low grown were irregularly dearer. Below best Low grown gained by Rs. 20-30/- per kg.

DUST Cleaner secondaries and low grown dearer by Rs. 20-30/- per kg.

	HIGH		MEDIUM		LOW	
PRIMARY DUSTS	1450	2000	1100	1550	690	1300
SECONDARY DUSTS	800	1100	750	1000	700	850
PDUST (CTC)	1200	1400	1080	1420	1450	1950

TOP PRICES - SALE NO. 01 OF 03RD / 04TH JANUARY 2023

WESTERN MEDIUM			
Doombagastalawa	BOP	2,300.00	
Nayapane	BOPSp	2,250.00	
Craighead	BOPF/BOPFSp	1,700.00	
Dartry Valley	BOP1	2,450.00	
Doombagastalawa	FBOP/FBOP1	2,400.00	
Dartry Valley	FBOPF/FBOPF1	2,350.00	
Dartry Valley	OP/OPA	1,750.00	
Craighead	OP1	2,200.00	
Uplands	PEK/PEK1	*2,550.00	

WESTERN HIGH			
Venture	BOP	1,900.00	
Queensberry	BOPSp	2,000.00	
Holyrood	BOPF/BOPFSp	1,900.00	
Venture	BOP1	2,300.00	
Glenloch	FBOP/FBOP1	2,200.00	
Glenloch	FBOPF/FBOPF1	2,150.00	
St Andrews	OP/OPA	1,750.00	
Venture	OP1	2,000.00	
Glenloch	PEK/PEK1	2,150.00	

NUWARA ELIYA			
Kenmare	BOP	1,320.00	
Kenmare	BOPF/BOPFSp	1,300.00	
Court Lodge	FBOP/FBOP1	1,600.00	
Court Lodge	PEK/PEK1	1,700.00	

UDA PUSSELLAWAS			
Kirklees	BOP	1,600.00	
Alma	BOP	1,550.00	@
Delmar	BOPSp	1,650.00	
Kirklees	BOPF/BOPFSp	1,600.00	
Delmar	BOP1	1,700.00	
Gampaha	FBOP/FBOP1	1,850.00	
Alma	FBOPF/FBOPF1	1,950.00	@
Delmar	OP/OPA	1,550.00	
Alma	OP/OPA	1,500.00	@
Delmar	OP1	1,100.00	
Blairlomond	PEK/PEK1	2,000.00	

UVA MEDIUM			
Demodera 'S'	BOP	2,050.00	
Sarnia Plaiderie	BOPSp	1,900.00	
Dickwella	BOPF/BOPFSp	2,000.00	
Telbedde	BOP1	2,450.00	
Ury	BOP1	2,300.00	@
Demodera 'S'	FBOP/FBOP1	2,050.00	
Wewesse	FBOP/FBOP1	2,050.00	
Sarnia Plaiderie	FBOPF/FBOPF1	2,150.00	
Aruna Passara	OP/OPA	1,750.00	
Wewesse	OP1	2,000.00	
Tinioya	OP1	2,000.00	
Sarnia Plaiderie	PEK/PEK1	2,150.00	

UVA HIGH			
Aislaby	BOP	1,950.00	
Ranaya	BOPSp	1,950.00	@
Uva Highlands	BOPF/BOPFSp	1,800.00	
Aislaby	BOP1	1,700.00	
Uva Highlands	BOP1	1,700.00	
Gonamotawa	FBOP/FBOP1	2,050.00	
Ranaya	FBOPF/FBOPF1	2,000.00	@
Glenanore	FBOPF/FBOPF1	2,000.00	
Aislaby	FBOPF/FBOPF1	2,000.00	
Oodoowerre	FBOPF/FBOPF1	2,000.00	
Mount Uva	OP/OPA	1,650.00	@
Ampittiakande	OP/OPA	1,650.00	
Craig	OP/OPA	1,650.00	
Gonamotawa	OP/OPA	1,650.00	
Ranaya	OP/OPA	1,600.00	@
Craig	OP/OPA	1,600.00	
Oodoowerre	OP1	1,900.00	
Gonamotawa	OP1	1,900.00	
Ranaya	OP1	1,850.00	@
Aislaby	PEK/PEK1	2,100.00	

UNORTHODOX HIGH			
Ulugedara CTC	PF1	1,380.00	@
Dunsinane CTC	PF1	1,380.00	
Dunsinane CTC	BP1	1,300.00	

UNORTHODOX MEDIUM			
New Peacock CTC	PF1	1,380.00	
Delta CTC	BP1	1,400.00	
Donside CTC	BPS	1,100.00	

UNORTHODOX LOW			
Hingalgoda CTC	PF1	2,050.00	
Cecilayan CTC	BP1	1,420.00	
Canora CTC	BPS	1,000.00	

TOP PRICES - SALE NO. 01 OF 03RD / 04TH JANUARY 2023

LOW GROWN				CONT....			
Pothotuwa	BOP1	3,350.00		Kelani	FBOP	2,800.00	
Sithaka	BOP1	3,250.00		Brombil	FBOP	2,800.00	
Mulatiyana Hills	BOP1	3,200.00	@	New J.S.P	FBOP1	2,850.00	@
New Vithanakande	BOP1	3,200.00		Kolonna Super	FBOP1	2,850.00	
Pothotuwa	OP1	3,350.00		Lumbini	FBOPF	3,000.00	@
Liyonta	OP	2,250.00		Sirimewana	FBOPF	2,900.00	@
Mulatiyana Hills	OP	2,200.00	@	Gunawardana	FBOPF	2,900.00	
Green Lanka	OP	2,200.00		New Rekadahena	FBOPF1	2,750.00	
Rumassala Hills	OP	2,150.00	@				
Nilgiri	OP	2,150.00	@	DUSTS			
Lanka	OP	2,150.00		St. Coombs	DUST1	2,000.00	
Rotumba	OP	2,150.00		Cecilyan CTC	PD	1,950.00	
Fortune	OP	2,150.00					
Andaradeniya	OP	2,150.00		PREMIUM FLOWERY			
Lenama Hills	OP	2,150.00		New Hopewell	FBOPFSp	8,750.00	
Green House	OP	2,150.00		Tinioya	FBOPFSp	7,200.00	
Liyonta	OPA	2,450.00		Mulatiyana Hills	FBOPFSp	6,500.00	@
Green Lanka	OPA	2,300.00		Nayapane	FBOPFExSp	7,100.00	
Himara	OPA	2,250.00	@	New Vithanakande	FBOPFExSp	6,950.00	
Lumbini	OPA	2,250.00		Ivy Hills	FBOPFExSp	6,900.00	@
Green House	PEK	2,550.00		Brombil	FBOPFExSp1	8,350.00	
Lumbini	PEK	2,500.00		Matuwagalla Super	FBOPFExSp1	6,600.00	@
Liyonta	PEK	2,500.00					
Golden Garden	PEK	2,450.00	@	OFF GRADES			
Brombil	PEK	2,450.00		Holyrood	FGS/FGS1	1,600.00	
New Mahendra	PEK	2,450.00		Somerset	FGS/FGS1	1,600.00	
New Vithanakande	PEK1	2,550.00		Hingalgoda CTC	PF	1,700.00	
Galatara	PEK1	2,550.00		Hingalgoda CTC	PF	1,550.00	
Matuwagalla Super	PEK1	2,500.00	@	Liyonta CTC	PF	1,000.00	@
Wathurawila	PEK1	2,500.00	@	Ross Feld CTC	PF	1,000.00	
H P P Tea	PEK1	2,500.00		Gunawardana	BM	1,440.00	
Andaradeniya Super	PEK1	2,500.00		Maratenne	BP	1,650.00	
Matuwagalla Super	PEK1	2,450.00	@	Chandrika Estate	BOP1A	1,900.00	
Rajjuruwatta Super	PEK1	2,450.00	@	Golden Garden	BOP1A	1,800.00	@
Nilgiri	PEK1	2,450.00	@	Wathurawila	BOP1A	1,800.00	@
Golden Garden	PEK1	2,450.00	@	Chandrika Estate	BOP1A	1,800.00	
Magedara	PEK1	2,450.00		Aldora	BOP1A	1,800.00	
Pothotuwa	BOP	2,700.00					
Lumbini	BOPSp	2,700.00	@				
Kiruwaganga	BOPSp	2,300.00					
Wathurawila	BOPSp	2,250.00	@				
Stream Line	BOPSp	2,250.00					
Sithaka	BOPF	2,800.00					
Wathurawila	BOPFSp	2,300.00	@				
Sithaka	FBOP	3,100.00					
Mulatiyana Hills	FBOP	2,900.00	@				
Wathurawila	FBOP	2,800.00	@				

FUTURE SALES INFORMATION

SALE NO 02 OF 10TH / 11TH JANUARY 2023

EX-ESTATE	H/M-OFF GR & DUST	LEAFY/ SEMI LEAFY/ TIPPY/PREM & BOP1A
CTB	Eastern Brokers Ltd	John Keells PLC
ES	Forbes & Walker Tea Brokers (Pvt) Ltd	Asia Siyaka Commodities PLC
MB	Mercantile Produce Brokers (Pvt) Ltd	Ceylon Tea Brokers PLC
LC	Lanka Commodity Brokers	Forbes & Walker Tea Brokers (Pvt) Ltd
JK	Asia Siyaka Commodities PLC	Eastern Brokers Ltd
AS	Bartleet Produce Marketing (Pvt) Ltd	Bartleet Produce Marketing (Pvt) Ltd
BA	Ceylon Tea Brokers PLC	Mercantile Produce Brokers (Pvt) Ltd
FW	John Keells PLC	Lanka Commodity Brokers

Buyers Prompt: 17.01.2023

Sellers Prompt: 18.01.2023

AWAITING SALE - CATALOGUE DETAILS

	SALE OF 10TH / 11TH JAN 2023		SALE OF 17TH / 18TH JAN 2023	
	LOTS	QTY(KGS)	LOTS	QTY(KGS)
EX-ESTATE	646	730,281	713	796,994
HIGH AND MEDIUM	1,175	515,509	1,308	574,981
LOW GROWN (LEAFY)	1,721	646,054	1,719	642,856
LOW GROWN (SEMI LEAFY)	1,404	609,511	1,360	579,044
LOW GROWN (TIPPY)	2,077	1,061,139	1,972	989,611
OFF GRADES+BOP1A	2,035	1,001,492	2,075	1,041,150
DUSTS	467	446,692	492	481,638
PREMIUM FLOWERY	382	60,539	353	56,012
TOTAL	9,907	5,071,217	9,992	5,162,286
MAIN SALE & EX ESTATE CLOSED ON	15TH DECEMBER 2022		22ND DECEMBER 2022	

SALE NO.04 – 24TH / 25TH JANUARY 2023

Ex-Estate catalogue and Main Sale catalogues are scheduled to be closed on the 05th January 2023.

SALE NO.05 – 30TH / 31ST JANUARY 2023

Ex-Estate catalogue and Main Sale catalogues are scheduled to be closed on the 12th January 2023.

SALE NO.06 – 07TH / 08TH FEBRUARY 2023

Ex-Estate catalogue and Main Sale catalogues are scheduled to be closed on the 19th January 2023.

ELEVATION WISE – STATISTICS – COLOMBO AUCTION AVERAGES

Elevation	LAST WEEK	WEEK BEFORE LAST	LAST YEAR	YEAR BEFORE
	(RS)	(RS)	(RS)	(RS)
	Sale- 19.12.2022	Sale- 13.12.2022	Corres 2021	Corres 2020
Uva High	1223.67	1180.91	576.04	575.71
Western High	1485.90	1451.32	649.13	644.42
CTC High	1205.80	1170.16	553.14	602.54
Total High Grown	1406.38	1360.84	620.15	627.69
Uva Medium	1265.95	1269.31	582.12	590.04
Western Medium	1219.87	1239.04	535.75	589.76
CTC Medium	1076.74	1092.80	495.06	585.12
Total Medium Grown	1236.26	1250.44	553.33	589.83
Orthodox Low	1591.93	1585.19	683.26	682.70
CTC Low	1079.92	977.83	519.91	539.06
Total Low Grown	1563.93	1547.76	670.79	670.86
TOTAL	1478.47	1470.05	640.27	647.49

Elevation	LAST WEEK	WEEK BEFORE LAST	LAST YEAR	YEAR BEFORE
	(\$)	(\$)	(\$)	(\$)
	Sale- 19.12.2022	Sale- 13.12.2022	Corres 2021	Corres 2020
Uva High	3.37	3.25	2.84	3.06
Western High	4.09	4.00	3.20	3.43
CTC High	3.32	3.22	2.72	3.21
Total High Grown	3.87	3.75	3.05	3.34
Uva Medium	3.49	3.49	2.87	3.14
Western Medium	3.36	3.41	2.64	3.14
CTC Medium	2.96	3.01	2.44	3.11
Total Medium Grown	3.40	3.44	2.73	3.14
Orthodox Low	4.38	4.36	3.37	3.63
CTC Low	2.97	2.69	2.56	2.87
Total Low Grown	4.31	4.26	3.30	3.57
Weekly Total (USD)	4.07	4.05	3.15	3.45
Exchange Rate (LKR)	363.18	363.18	203.00	187.86

Elevation	TODATE	TODATE	TODATE	TODATE	TODATE	TODATE
	2020	2021	2022	2020	2021	2022
	(RS)	(RS)	(RS)	(\$)	(\$)	(\$)
Uva High	549.12	551.23	1094.27	2.97	2.78	3.38
Western High	602.59	607.67	1124.87	3.26	3.06	3.47
CTC High	554.40	535.81	972.77	3.00	2.70	3.00
Total High Grown	586.03	589.84	1114.30	3.17	2.97	3.44
Uva Medium	582.67	569.37	1153.75	3.15	2.87	3.56
Western Medium	537.49	535.16	977.94	2.91	2.70	3.02
CTC Medium	511.63	497.26	841.78	2.77	2.51	2.60
Total Medium Grown	551.53	545.89	1035.47	2.98	2.75	3.20
Orthodox Low	682.50	655.27	1379.88	3.69	3.30	4.26
CTC Low	488.63	504.04	951.99	2.64	2.54	2.94
Total Low Grown	668.26	646.67	1350.65	3.61	3.26	4.17
TOTAL	631.56	617.82	1250.24	3.41	3.12	3.86

Cumulative Sale Averages – 1 USD= Rs. (Monthly Weighted Average) 184.94 198.31 323.97

(Source: MSL/ CBSL)

WORLD TEA PRODUCTION (IN MILLION KILOS)

Country	Month	Month		To-date		Diff(+/-)
		2021	2022	2021	2022	2021 vs 2022
Sri Lanka	Nov	20.06	20.24	278.96	231.87	-47.09
Bangladesh	Nov	10.24	10.84	89.57	86.05	-3.52
North India	Nov	104.1	111.6	1057.1	1062.4	-5.3
South India	Nov	16.7	21.2	220	215.6	-4.4
Malawi	Oct	2.93	2.11	45.39	41.44	-3.95
Kenya	Aug	33.6	35.9	342.4	340.1	-2.3

(Source: Africa Tea Brokers/National Brokers Ltd)

BANGLADESH AUCTION OF 02ND JANUARY 2023

CTC LEAF: 61,310 packages of Current Season teas on offer commenced on a fairly strong note but demand slackened with the progress of sale.

BROKENS: A small weight of good Brokens on offer initially met with a fairly strong demand and prices moved upwards but demand slackened somewhat as the sale progressed often declining by Tk.5/- and Tk.8/- with some withdrawals. Mediums followed a similar trend whilst plain varieties met with less interest and prices eased further with heavier withdrawals. BLFs met with fair demand at steady rates but there were several withdrawals.

FANNINGS: A few best Fannings on offer initially met with a strong demand but substantially lost in value with the progress of sale and there were fair withdrawals in this category. Mediums likewise, followed a similar trend. Plain teas met with some interest but were generally much easier than last with more withdrawals. BLFs met with fair demand at steady rates but there were several withdrawals.

CTC DUST: 12,358 packages of Current Season teas on offer met with fair demand. Good liquoring Dusts attracted good demand around last levels. CDs were in fair demand and sold Tk. 8/- to Tk.10/- below last levels. Mediums also met with fair demand with some withdrawals. Plain and BLF Dusts saw only some demand with fair withdrawals. Blenders were fairly active with some interest from the Loose tea buyers.

COMMENTS: There was a larger weight of tea on offer and a heavier weight of plain teas catalogued this week. As aforesaid, demand was fairly strong particularly for good teas at the beginning but declined towards the close with quite a lot of withdrawals. Blenders were fairly active with some interest from the Loose tea buyers. Dusts sold well.

(Courtesy - National Brokers Limited)

KOLKATA AUCTION OF 03RD / 04TH JANUARY 2023

Fair Demand at irregularly easier levels for Assams. Dooars selling around last. Buying Pattern: W I - Operating. HUL - Operating . TCPL - Some enquiry. Exporters - Some enquiry Based on TCP & AB 's (1st session) Catalogue.

(Courtesy - Associated Brokers Pvt. Ltd., Kolkata)

GUWAHATI AUCTION OF 04TH JANUARY 2023

Fair demand at overall easier levels. Cleaner better liquoring reprinted teas witnessing better demand and are more readily being absorbed. Based on ABL's 64% sale. HUL/ TCPL WI /Internal operating.

(Courtesy - Associated Brokers (Pvt) Ltd., Guwahati)

MALAWI AUCTION OF 04TH JANUARY 2023

There was less and selective interest at previous levels where sold.

BP1- Few lines sold firm, balance were not supported

PF1SC - N/A.

PF1 - were taken out under bids.

PD - Few lower types on offer were barely steady.

Secondaries - Lower end F2 were sold firm, balance were taken out on account of low quality.

(Courtesy - Tea Brokers Central Africa Limited)

MOMBASA / JAKARTA / COCHIN AUCTION

The above market report details were not available at the time of printing this publication.

*We congratulate
"MULATIYANA & SIRIMEWANA TEA FACTORIES"
for achieving the following certifications*

*The Food Safety Management System in compliance with the requirement of
ISO 22000:2018*

*The Good Manufacturing Practices (GMP) in compliance with
CODEX ALIMENTARIUS CXC 1-1969:2020
CHAPTER 1 NON-ACCREDITED*

*The Hazard Analysis & Critical Control point (HACCP) in compliance with
CODEX ALIMENTARIUS CXC 1-1969:2020
ACCREDITED*

*by
Ceycert (Private) Limited*

Sri Lanka Tea Sale Averages - Sub Elevation Wise – Month of December 2022

(Excluding Black tea sales from refuse tea processing centres, Organic tea sales and Green tea sales)

Combined Averages (Orthodox & CTC)

ELEVATION	DECEMBER 2022	JANUARY TO DECEMBER - 2022
UVA HIGH	1,221.18	1,090.15
WESTERN HIGH	1,474.01	1,129.22
TOTAL HIGH GROWN	1,387.28	1,115.40
UVA MEDIUM	1,267.49	1,139.05
WESTERN MEDIUM	1,215.04	977.35
TOTAL MEDIUM GROWN	1,234.60	1,031.31
LOW GROWN	1,539.19	1,344.13
TOTAL	1,464.85	1,244.93

CTC Averages

ELEVATION	DECEMBER 2022	JANUARY TO DECEMBER - 2022
CTC HIGH	1,199.89	992.57
CTC MEDIUM	1,088.38	836.82
CTC LOW	1,026.26	938.12
CTC TOTAL	1,075.89	919.11

Orthodox Averages

ELEVATION	DECEMBER 2022	JANUARY TO DECEMBER - 2022
UVA HIGH	1,221.87	1,092.63
WESTERN HIGH	1,510.75	1,147.75
TOTAL HIGH GROWN	1,406.25	1,127.65
UVA MEDIUM	1,267.49	1,139.05
WESTERN MEDIUM	1,263.14	1,026.72
TOTAL MEDIUM GROWN	1,265.10	1,072.06
LOW GROWN	1,580.62	1,381.96
TOTAL	1,504.60	1,281.56

Sri Lanka Tea Sale Averages - Elevation Wise – Month of December 2022

(Including Black tea sales from refuse tea processing centres, Organic tea sales and Green tea sales)

ELEVATION	DECEMBER				JANUARY TO DECEMBER			
	2022		2021		2022		2021	
	LKR	USD	LKR	USD	LKR	USD	LKR	USD
HIGH GROWN	1,359.78	3.74	615.18	3.05	1,093.10	3.39	587.13	2.95
MEDIUM GROWN	1,237.86	3.41	568.49	2.82	1,030.82	3.20	550.80	2.77
LOW GROWN	1,534.27	4.22	662.24	3.29	1,339.86	4.15	644.23	3.24
TOTAL	1,454.24	4.00	635.83	3.16	1,234.24	3.83	615.44	3.09

(Source: SLTB / CBSL)