



Ceylon
Tea
Brokers

MARKET SNAPSHOT

SALE NO. 43 - SALE OF 01ST / 02ND NOVEMBER 2022

CEYLON TEA BROKERS PLC

Level 7, Millenium House, No.46/58, Nawam Mawatha, Colombo 2.

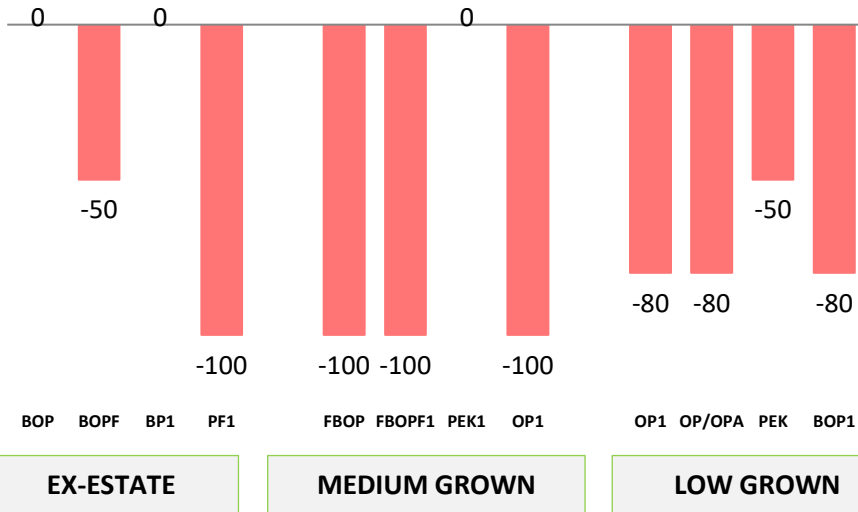
Tel:011-4607777 Fax: 011-4607788

Email : general@ceylonteabrokers.com ;

Web: www.ceylonteabrokers.com



Good demand for Ex-Estate; Low Grown met with lower demand.



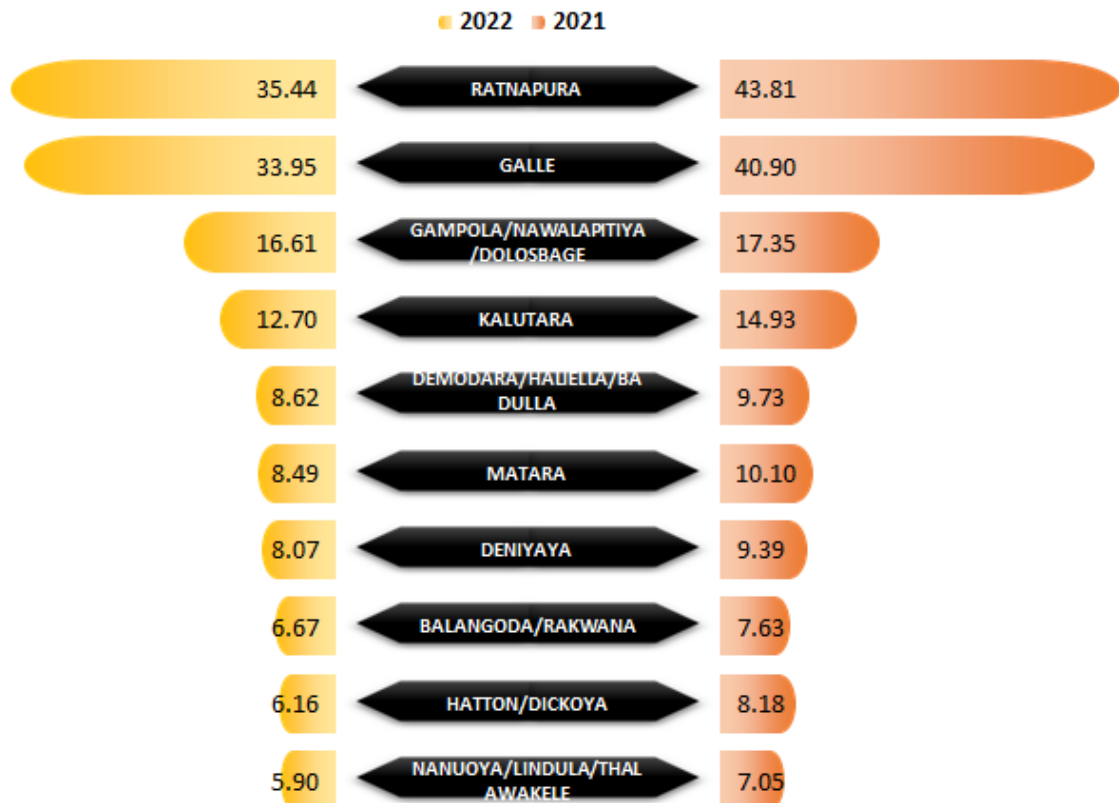
Currency - 02nd Nov.
LKR/USD 360.71

October
National Average
Rs. 1,483.65/\$4.09

Elevation Average

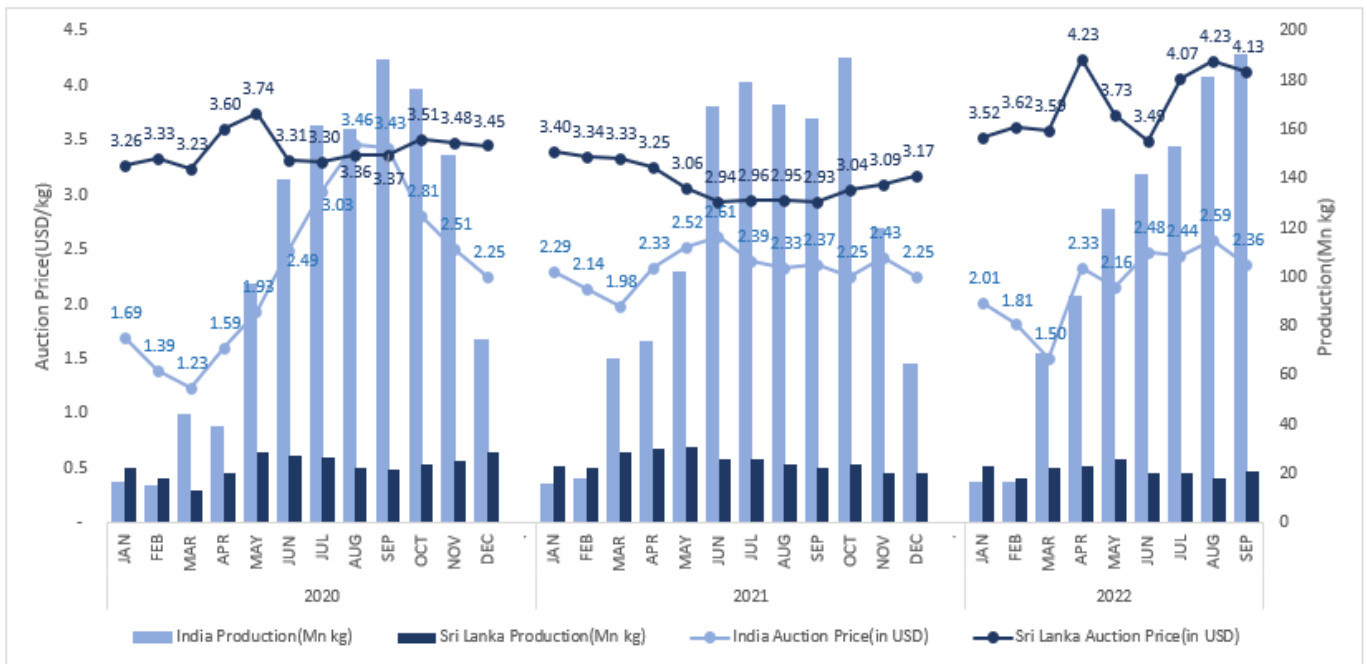
Elv	Rs	\$
High	1,499.33	4.00
Medium	1,307.99	3.69
Low	1,577.75	4.71

**TOP 10 AGRO CLIMATIC DISTRICTS ON TEA SOLD QUANTITY (IN MN KG)
YTD OCTOBER - 2022 VS 2021**



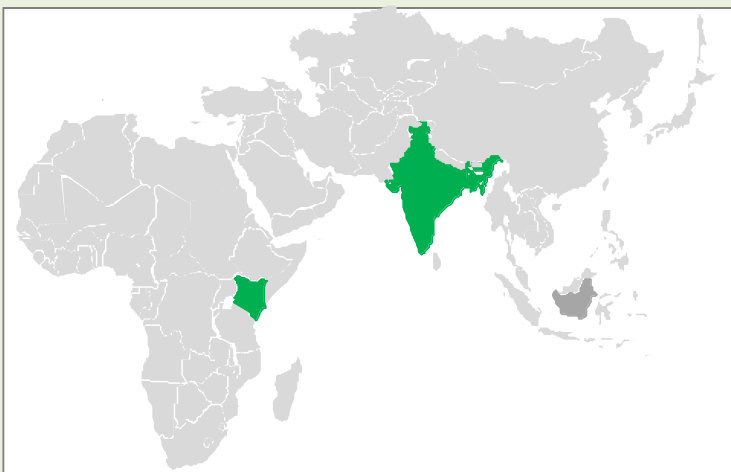
(Source: S S P)

MONTHLY SRI LANKA, INDIA TEA AUCTION PRICES & TEA PRODUCTION YEAR 2020 - 2022



(Source: India Tea Board, SLTB, S S P, International Finance Statistics-Central Bank)

MARKET MOVEMENT AT INTERNATIONAL AUCTION CENTERS THIS WEEK



Bangladesh



India



Kenya



Indonesia market report details were not available at the time of printing this publication.

COMMENTS

Sale	Ex-Estate		Low Grown (Leafy/Tippy)		Total	
	Qty	Demand	Qty	Demand	Qty	Demand
43	0.7 MKgs	Good demand at easier rates	2.2 Mkg	Lower	5.3 Mkg	Lower

WESTERN					LEAFY / SEMI LEAFY				
	SELECT BEST	BEST	BELOW BEST	PLAINER		SELECT BEST	BEST	BELOW BEST	OTHERS
BOP	↓ 50/-	Firm	Firm	↓ 50/-	OP1	↓ 80/-	↓ 80/-	↓ 70/-	↑ 50/-
BOPF	Firm	↓ 50/-	Firm	↓ 50/-	BOP1	↓ 80/-	↓ 80/-	↓ 80/-	Firm
					OP/OPA			↓ 80/-	
					PEK			↓ 50/-	
					PEK1			Firm	
					SMALL LEAF / TIPPY				
					FBOP	↓ 80/-	↓ 50/-	↓ 50/-	↓ 30/-
					FBOP1	↓ 80/-	↓ 40/-	↓ 60/-	↓ 40/-
					FBOPF1	↓ 50/-	↓ 40/-	↓ 50/-	↓ 40/-
					PREMIUM FLOWERY				
					Select Best			↑ 1000-1500/-	
					Best			↓ 100-200/-	
					Below Best			↑ 50-100/-	
					Others			↑ 100/-	
					HIGH & MEDIUM				
	SELECT BEST	BEST	BELOW BEST	OTHERS		SELECT BEST	BEST	BELOW BEST	OTHERS
BOP1	↓ 50/-	↓ 100/-	↓ 100/-	↓ 100/-	BOP1	↓ 50/-	↓ 100/-	↓ 100/-	↓ 100/-
OP1	↓ 100/-	↓ 50/-	↓ 50/-	↓ 50/-	OP1	↓ 100/-	↓ 50/-	↓ 50/-	↓ 50/-
FBOP	↓ 50/-	↓ 100/-	↓ 100/-	↓ 100/-	FBOP	↓ 50/-	↓ 100/-	↓ 100/-	↓ 100/-
FBOPF1	↓ 50/-	↓ 100/-	↓ 150/-	↓ 100/-	FBOPF1	↓ 50/-	↓ 100/-	↓ 150/-	↓ 100/-
PEK	↓ 50/-	↓ 50/-	↓ 50/-	↓ 50/-	PEK	↓ 50/-	↓ 50/-	↓ 50/-	↓ 50/-
PEK1	Firm	↓ 50/-	↓ 50/-	↓ 50/-	PEK1	Firm	↓ 50/-	↓ 50/-	↓ 50/-
OP/OPA	↓ 50/-	↓ 100/-	↓ 100/-	↓ 100/-	OP/OPA	↓ 50/-	↓ 100/-	↓ 100/-	↓ 100/-



Crude Oil
As at 02nd November, 2022 – USD 95.89



Mombasa Auction
Demand: Good demand

Sri Lanka Tea Sale Averages for the Month of October 2022 recorded Rs. 1,483.65 (USD 4.09) vis-à-vis Rs. 607.38 (USD 3.02) (+Rs. 876.27) in 2021. High Grown for the month was Rs. 1,452.21 (Highest Ever) as against Rs. 587.45 (+Rs. 864.76) last year. Medium Grown recorded Rs. 1,269.51 vis-à-vis Rs. 530.40 (+Rs. 739.11) in 2021. Low Grown achieved Rs. 1,554.86 vis-à-vis Rs. 634.96 (+Rs. 919.90) in the previous year.

Cumulative figure for January / October stood at Rs. 1,204.01 vis-à-vis Rs. 613.65 in 2021. High Grown recorded Rs. 1,053.56 as against Rs. 583.46 last year. Medium Grown was Rs. 1,003.97 vis-à-vis Rs. 549.34 in 2021. Low Grown recorded Rs. 1,314.18 vis-à-vis Rs. 643.20 in 2021. All three elevations recorded an increase during the period of January - October 2022 when compared to the corresponding period of 2021 in the Rupee & Dollar value.

The total CTC average for the month of October 2022 was Rs. 1,115.78. CTC High Grown recorded Rs. 1,270.13; CTC Medium Grown were at Rs. 1,091.12 whilst Low Grown recorded Rs. 1,076.57.

(Please refer page No.15 for more details)

HOLIDAY NOTICE

Please note our Head Office, Warehouse & Sample Room will be closed for business on the following day:

Monday 07th November 2022 - Ill Full Moon Poya Day

CURRENCY BOARD – AS AT 02ND NOVEMBER 2022

	United States Dollars (USD)		European Community Euro (EUR)		United Kingdom pounds (GBP)	
	Corresponding		Corresponding		Corresponding	
	2022	2021	2022	2021	2022	2021
Sri Lankan Rupee	360.71	198.50	354.16	229.30	412.89	269.56

(Courtesy - Central Bank of Sri Lanka)

Indian Rupee	82.66	74.86	81.84	86.65	95.07	102.32
Kenyan Shilling	120.54	110.37	119.33	127.77	138.63	150.87
Bangladesh Taka	99.57	84.39	98.57	97.69	114.51	115.35
Indonesian Rupiah	15,631.60	14,253.80	15,475.60	16,499.80	17,977.90	19,483.00
Malawi Kwacha	1,018.85	807.71	1,008.68	934.98	1,171.78	1,104.03
Vietnam Dong	24,848.20	22,722.50	24,600.10	26,302.90	28,577.80	31,058.60

(Courtesy - Oanda Corporation)

SRI LANKA RUPEE AGAINST US DOLLAR TIME PERIOD 27/10/2022 TO 02/11/2022 (SPOT RATE)

27/10/2022	360.65	31/10/2022	360.65	02/11/2022	360.71
28/10/2022	360.63	01/11/2022	360.66		

(Courtesy - Central bank of Sri Lanka)

QUANTITY SOLD DURING THE PERIOD 24TH – 29TH OCTOBER 2022

	2022		2021	
	WEEKLY	TODATE	WEEKLY	TODATE
PRIVATE SALES	51,700.00	3,482,348.13	129,274.00	5,010,218.59
PUBLIC AUCTION	4,477,631.00	202,448,572.00	5,560,023.00	241,710,574.00
FORWARD CONTRACTS	35,300.00	1,573,180.00	63,480.00	1,846,610.00
DIRECT SALES	-	-	-	-
TOTAL	4,564,631.00	207,504,100.13	5,752,777.00	248,567,402.59
BMF EXCLUDED FROM PRIVATE SALE	78,753.00	5,285,254.00	234,506.00	8,803,647.00

TEA
TECH
TIPS



The very fine slots on an F B D Drier grid plate needs regular cleaning when clogged. Use a very fine device such as a razor blade to do the job.

CROP AND WEATHER (FOR THE PERIOD 24TH – 30TH OCTOBER 2022)





























The Western and Nuwara Eliya planting districts experienced overcast conditions with rain. The Department of Meteorology forecasts morning showers in the Western region and heavy showers in Nuwara Eliya in the week ahead.

The Uva's experienced bright conditions whilst the Udapussellawa's reported dull conditions with occasional showers. Heavy rains are expected in Uva.

The Low Grown districts experienced gloomy conditions with rain. Heavy showers are expected in the Ruhuna and Sabaragamuwa regions. Morning showers in Ruhuna and heavy showers in Sabaragamuwa expected in the coming week.

All districts recorded a decline in crop intakes except for the Nuwara Eliya's which maintained.

WEATHER FORECAST (FOR THE PERIOD 03RD TO 09TH NOVEMBER 2022)

	Thu (03/11)	Fri (04/11)	Sat (05/11)	Sun (06/11)	Mon (07/11)	Tue (08/11)	Wed (09/11)
Galle	30/25°C 	30/25°C 	30/24°C 	29/24°C 	31/24°C 	31/24°C 	31/24°C 
Matara	30/25°C 	30/25°C 	30/24°C 	29/23°C 	31/25°C 	31/25°C 	31/26°C 
Ratnapura	28°/23°C 	28°/23°C 	28°/22°C 	28°/22°C 	30°/23°C 	30°/24°C 	31°/24°C 
Hatton/ Talawakelle	23°/18°C 	23°/18°C 	23°/17°C 	23°/17°C 	25°/18°C 	24°/18°C 	25°/19°C 

ORDER OF SALE THIS WEEK

EX EST	H/M-OFF GR & DUST	LEAFY/ SEMI LEAFY/ TIPPY/PREM & BOP1A
JK	Ceylon Tea Brokers PLC	Forbes & Walker Tea Brokers (Pvt) Ltd
BA	Eastern Brokers Ltd	Mercantile Produce Brokers (Pvt) Ltd
CTB	John Keells PLC	John Keells PLC
LC	Asia Siyaka Commodities PLC	Lanka Commodity Brokers
FW	Mercantile Produce Brokers (Pvt) Ltd	Asia Siyaka Commodities PLC
AS	Forbes & Walker Tea Brokers (Pvt) Ltd	Eastern Brokers Ltd
ES	Bartleet Produce Marketing (Pvt) Ltd	Ceylon Tea Brokers PLC
MB	Lanka Commodity Brokers	Bartleet Produce Marketing (Pvt) Ltd

CATALOGUE	LOTS	QTY (KGS)
EX-ESTATE	649	756,857
HIGH AND MEDIUM	1,449	691,863
LOW GROWN (LEAFY)	1,781	681,645
LOW GROWN (SEMI LEAFY)	1,243	518,777
LOW GROWN (TIPPY)	1,977	999,048
OFF GRADES + BOP1A	2,336	1,221,123
DUSTS	455	416,756
PREMIUM FLOWERY	363	57,553
TOTAL	10,253	5,343,622

HIGH GROWN TEAS

BOP Best Westerns were firm to Rs.50/- per kg lower. Below Best maintained. Plainer teas were lower by Rs.50/- per kg and at times more. Nuwara Eliya's were dearer by Rs.100/- per kg. Uda Pussellawa's were firm to Rs.50/- per kg dearer. Uva's sold around last.

BOPF Best westerns were firm to Rs.50/- per kg easier. Below best were mostly firm. Plainer teas were irregular and tended easier. Nuwara Eliya's gained by Rs.50/- per kg. Uda Pussellawa's declined by Rs.50/- per kg and more. Uva's were lower by Rs.50/- per kg.

MEDIUM GROWN TEAS

BOPF Cleaner types maintained whilst all others declined by Rs. 50/- per kg.

BOP1/OP1 **BOP1:** Select best declined by Rs.50/- per kg, whilst all others eased by Rs.100/- per kg.
OP1: Select best easier by Rs.100/- per kg whilst all others shed by Rs.50/- per kg.

OP/OPA Select best lower by Rs.50/- per kg whilst the others eased by Rs.100/- per kg

PEKOE/PEKOE1 **PEK:** In general, declined by Rs. 50/- per kg.
PEK1: Select best were firm whilst all others were lower by Rs. 50/- per kg.

FBOP/FBOPF1 **FBOP:** Select best declined by Rs.50/- per kg whilst all others shed by Rs. 100/- per kg.
FBOPF1: Select best were lower by Rs.50/- per kg whilst best and poorer sorts declined by Rs. 100/- per kg. Teas at the below best category eased by Rs. 150/- per kg.

CTC

HIGH GROWN **BP1** – Hardly any offerings.
PF1 – Eased by Rs. 100/- per kg.

MEDIUM GROWN **BP1** – Irregular.
PF1 – Declined by Rs.100/- per kg.

LOW GROWN **BP1** – Firm.
PF1 – Firm.

QUOTATIONS-HIGH GROWNS	BOP		BOPF	
BEST WESTERNS	1650	1900	1650	1750
BELOW BEST WESTERNS	1500	1600	1550	1600
PLAINER WESTERNS	1300	1480	1400	1500
NUWARA ELIYAS	1440	1800	1700	1750
UDAPUSSELLAWAS	1400	1480	1380	1500
BEST UVAS	1440	1600	1480	1650
OTHER UVAS	N/A		N/A	
GOOD MEDIUMS	1400	2100	N/A	
POOR MEDIUMS	N/A		870	1060
QUOTATIONS – UNORTHODOX				
(CTC) CTC (High & Medium)	900		800	1500
CTC (Low)	920	1020	850	2200

LOW GROWN

- BOP1** Select best BOP1s were firm to lower, whilst best and below best were easier. Poorer types maintained.
- OP1** Select best together with best and below best declined. Poorer sorts were fully firm.
- OP** Well-made varieties were firm, whilst best and below best were barely steady. Poorer sorts maintained.
- OPA** A few selected OPAs were firm whilst best and below best declined. Poorer types were fully firm.
- PEKOE/PEKOE1** Select best teas together with full range of bold PEKs were fully firm. Cleaner below best and the rest maintained.
- FBOP/FBOP1** Select best and best had a sharp decline, whilst others too were easier.
- BOP** Few well made invoices held firm whilst all others were lower.
- BOPF** In general, easier market.
- FBOPF/FBOPF1** Select best and best shed in value, whilst the below best and bottom had a sharp decline.

QUOTATIONS	SELECT BEST	BEST	BELOW BEST	OTHER
BOP1	2600-3050	2000-2400	1400-1800	800-1200
OP1	2200-3100	1800-2400	1400-1600	600-1200
OP	1900-2200	1500-1800	1300-1500	600-1100
OPA	1800-2350	1500-1800	1300-1500	600-1100
PEKOE	1800-2850	1600-1800	1400-1600	600-1200
PEKOE1	2000-2400	1600-2000	1400-1600	600-1200
FBOP1	1900-2400	1500-1800	980-1480	Below 970
FBOP	2100-2800	1600-2000	1200-1700	Below 980
BOP	2000-2900	1600-1900	980-1500	Below 970
BOPF	2100-2850	1500-2000	960-1400	Below 950
FBOPF1	2000-2900	1500-1900	1000-1400	Below 980
FBOPF	2000-2450	1500-1900	1000-1400	Below 980
FFSP/FFEXSP/FFEXSP1	6000-7750	4500-5800	3600-4400	Below 3500

OFF GRADES

- FGS/FGS1** High grown varieties were lower by Rs. 20-40/- per kg. Medium and low grown were firm yet eased towards the closure. CTC's shed by Rs. 20-40/- per kg
- BM/BP** **BM** – Best maintained. Below Best and Bottom advanced by Rs. 20-40/- per kg.
BP – Declined by Rs. 40-60/- per kg and more as the sale progressed.
- BOP1A** Select best & best varieties declined by Rs.50-60/- per kg whilst the Below best and poorer sorts shed by Rs. 100-150/- per kg.

	HIGH		MEDIUM		LOW	
BETTER FNGS	1020	1550	900	1360	890	980
OTHER FNGS	570	940	450	890	540	880
P.FGS (CTC)	N/A		550	570	450	1600
BP	800	1340	460	1650	440	1420
BM	480	860	440	940	480	1700
BOP1A	610	960	580	1360	560	1700

DUST

- DUST1** Best high grown and below best lost by Rs. 60-80/- per kg. CTCs were irregularly lower. Best and below best Low grown gained by Rs. 60-100/- per kg.
- DUST** Clean secondaries were firm. Low grown firm to dearer by Rs. 20-30/- per kg

	HIGH		MEDIUM		LOW	
PRIMARY DUSTS	1150	1800	1000	1550	820	1500
SECONDARY DUSTS	840	1000	680	800	620	800
PDUST (CTC)	1150	1320	1150	1380	960	1400

TOP PRICES - SALE NO. 43 OF 01ST / 02ND NOVEMBER 2022

WESTERN MEDIUM			
Kenilworth	BOP	2,000.00	
Kenilworth	BOPSp	2,100.00	
Dartry Valley	BOPF/BOPFSp	1,360.00	
Rozella	BOPF/BOPFSp	1,360.00	
Uplands	BOP1	2,050.00	
Doombagastalawa	FBOP/FBOP1	2,850.00	
Dartry Valley	FBOPF/FBOPF1	2,200.00	
Kenilworth	OP/OPA	1,600.00	
Orange Field	OP/OPA	1,600.00	
Dartry Valley	OP1	1,800.00	
Orange Field	OP1	1,800.00	
New Rothschild	OP1	1,700.00	@
Dartry Valley	PEK/PEK1	2,000.00	

WESTERN HIGH			
Somerset	BOP	1,900.00	
Queensberry	BOPSp	1,850.00	
Great Western	BOPF/BOPFSp	1,750.00	
Somerset	BOPF/BOPFSp	1,750.00	
Gouravilla	BOPF/BOPFSp	1,750.00	
Dessford	BOPF/BOPFSp	1,750.00	
Inverness	BOP1	2,300.00	
Queensberry	FBOP/FBOP1	1,850.00	
Bogahawatte	FBOP/FBOP1	1,850.00	
Inverness	FBOPF/FBOPF1	1,850.00	
St Andrews	OP/OPA	1,600.00	
Inverness	OP1	1,950.00	
Weddemulla	PEK	1,750.00	@
Mattakelle	PEK	1,750.00	
Queensberry	PEK1	1,850.00	

NUWARA ELIYA			
Lovers Leap	BOP	1,800.00	
Kenmare	BOPF/BOPFSp	1,750.00	
Court Lodge	FBOP/FBOP1	1,600.00	
Kenmare	FBOP/FBOP1	1,600.00	
Kenmare	OP/OPA	1,200.00	
Court Lodge	PEK/PEK1	1,650.00	

UDA PUSSELLAWAS			
Kirklees	BOP	1,480.00	
Luckyland	BOPSp	1,400.00	
Kirklees	BOPSp	1,400.00	
Mooloya	BOPF/BOPFSp	1,500.00	
Alma	FBOP/FBOP1	1,900.00	@
Delmar	FBOPF/FBOPF1	1,750.00	
Alma	FBOPF/FBOPF1	1,700.00	@
Alma	OP	1,480.00	@
Alma	OPA	1,400.00	@
Gonapitiya	OP1	1,420.00	
Alma	PEK	1,750.00	@
Alma	PEK1	1,850.00	@

UVA MEDIUM			
Demodera 'S'	BOP	1,800.00	
Halpewatte Uva	BOPSp	1,950.00	
Dickwella	BOPF/BOPFSp	1,750.00	
Maratenne	BOP1	2,150.00	
Ury	BOP1	2,000.00	@
Sarnia Plaiderie	FBOP/FBOP1	2,200.00	
Maratenne	FBOPF/FBOPF1	1,850.00	
Glen Alpin	FBOPF/FBOPF1	1,850.00	
Halpewatte Uva	FBOPF/FBOPF1	1,850.00	
Roseland Uva	FBOPF/FBOPF1	1,800.00	@
Demodera 'S'	FBOPF/FBOPF1	1,800.00	
Wewesse	OP/OPA	1,750.00	
Wewesse	OP1	2,250.00	
Dickwella	PEK/PEK1	2,050.00	

UVA HIGH			
Glenanore	BOP	1,750.00	
Ranaya	BOPSp	1,950.00	@
Bandaraeliya	BOPF/BOPFSp	1,550.00	
Pitaratmalie	BOPF/BOPFSp	1,550.00	
Gonamotawa	BOP1	2,300.00	
Ranaya	FBOP/FBOP1	1,900.00	@
Aislaby	FBOP/FBOP1	1,900.00	
Ranaya	FBOPF/FBOPF1	2,050.00	@
Mount Uva	FBOPF/FBOPF1	1,800.00	@
Glenanore	FBOPF/FBOPF1	1,800.00	
Oodoowerre	OP/OPA	1,700.00	
Craig	OP1	2,000.00	
Ranaya	PEK/PEK1	1,850.00	@

UNORTHODOX HIGH			
Dunsinane CTC	PF1	1,460.00	

UNORTHODOX MEDIUM			
New Peacock CTC	PF1	1,500.00	
Donside CTC	BP1	900.00	
Donside CTC	BPS	890.00	

UNORTHODOX LOW			
Hingalgoda CTC	PF1	2,200.00	
Ceciliyan CTC	BP1	1,020.00	
Canora CTC	BPS	800.00	

TOP PRICES - SALE NO. 43 OF 01ST / 02ND NOVEMBER 2022

LOW GROWN				CONT....			
Pothotuwa	BOP1	3,050.00		Sithaka	FBOP1	2,400.00	
Pothotuwa	OP1	3,100.00		Ceyenta	FBOPF	2,450.00	
Sihara	OP	2,200.00	@	Sithaka	FBOPF	2,400.00	
Sisiramba Super	OP	2,100.00		Himara	FBOPF	2,250.00	@
New Mahendra	OP	2,100.00		Gunawardana	FBOPF1	2,900.00	
Nilgiri	OP	2,050.00	@	Gangaboda	FBOPF1	2,500.00	@
Himara	OP	2,050.00	@				
Liyonta	OP	2,050.00		DUSTS			
A C U Super	OPA	2,350.00	@	Great Western	DUST1	1,800.00	
Green Lanka	OPA	2,350.00		Hingalgoda CTC	PD	1,650.00	
Nilrich	OPA	2,250.00	@				
Liyonta	OPA	2,250.00		PREMIUM FLOWERY			
Sihara	OPA	2,100.00	@	Sirisili	FBOPFSp	6,350.00	
Himara	OPA	2,100.00	@	Brombil	FBOPFSp	6,300.00	
Lickra	OPA	2,100.00	@	Graceland	FBOPFSp	6,050.00	@
Liyonta	PEK	2,850.00		Lumbini	FBOPFSp	5,800.00	@
Nilgiri	PEK1	2,400.00	@	Brombil	FBOPFExSp	7,750.00	
Veddagala	PEK1	2,400.00	@	Rajjuruwatta Super	FBOPFExSp	7,550.00	@
Golden Garden	PEK1	2,400.00	@	Ceciliyan	FBOPFExSp	7,350.00	
H P P Tea	PEK1	2,400.00		Lumbini	FBOPFExSp	6,250.00	@
Brombil	PEK1	2,400.00		Peak Paradise Super	FBOPFExSp1	4,000.00	
Lumbini	PEK1	2,400.00					
Pothotuwa	PEK1	2,400.00		OFF GRADES			
Rajjuruwatta Super	PEK1	2,350.00	@	Waltrim	FGS/FGS1	1,550.00	
Fairyland	PEK1	2,350.00		Hingalgoda CTC	PF	1,600.00	
Karagoda	PEK1	2,350.00		Wathurawila	BM	1,700.00	@
Green Lanka	PEK1	2,350.00		Maratenne	BP	1,650.00	
Bulathsinghala Tea	PEK1	2,350.00		Golden Garden	BOP1A	1,800.00	
Matuwagalla Super	PEK1	2,350.00		Aldora	BOP1A	1,800.00	
Kuttapitiya Super	PEK1	2,300.00	@	Chandrika Estate	BOP1A	1,700.00	
A C U Super	PEK1	2,300.00	@	Aldora	BOP1A	1,700.00	
Mulatiyana Hills	PEK1	2,300.00	@	Wathurawila	BOP1A	1,650.00	@
Menikkanda	PEK1	2,300.00	@				
Kamarangapitiya	PEK1	2,300.00					
Andaradeniya Super	PEK1	2,300.00					
Magedara	PEK1	2,300.00					
New Marakanda	PEK1	2,300.00					
Sunrise	PEK1	2,300.00					
Dampahala	PEK1	2,300.00					
Gunawardana	PEK1	2,300.00					
Susantha	PEK1	2,300.00					
Thundola Ella	PEK1	2,300.00					
New Batuwangala	PEK1	2,300.00					
Galaboda Group	PEK1	2,300.00					
Sisiramba Super	PEK1	2,300.00					
New Vithanakande	BOP	2,900.00					
Suduwelipothahena Super	BOPSp	2,450.00	@				
Sithaka	BOPF	2,850.00					
Sithaka	BOPFSp	2,650.00					
Wathurawila	BOPFSp	2,350.00	@				
Pothotuwa	FBOP	2,800.00					

FUTURE SALES INFORMATION

SALE NO 44 OF 08TH / 09TH NOV 2022

EX-ESTATE H/M-OFF GR & DUST		LEAFY/ SEMI LEAFY/ TIPPY/PREM & BOP1A
ES	Eastern Brokers Ltd	Mercantile Produce Brokers (Pvt) Ltd
BA	John Keells PLC	John Keells PLC
FW	Asia Siyaka Commodities PLC	Lanka Commodity Brokers
AS	Mercantile Produce Brokers (Pvt) Ltd	Asia Siyaka Commodities PLC
JK	Forbes & Walker Tea Brokers (Pvt) Ltd	Eastern Brokers Ltd
MB	Bartleet Produce Marketing (Pvt) Ltd	Ceylon Tea Brokers PLC
CTB	Lanka Commodity Brokers	Bartleet Produce Marketing (Pvt) Ltd
LC	Ceylon Tea Brokers PLC	Forbes & Walker Tea Brokers (Pvt) Ltd

Buyers Prompt: 15.11.2022

Sellers Prompt: 16.11.2022

AWAITING SALE - CATALOGUE DETAILS

	SALE OF 08TH / 09TH NOV 2022		SALE OF 15TH / 16TH NOV 2022	
	LOTS	QTY(KGS)	LOTS	QTY(KGS)
EX-ESTATE	600	689,655	467	538,271
HIGH AND MEDIUM	1,555	724,361	1,173	502,694
LOW GROWN (LEAFY)	1,726	654,692	1,604	584,746
LOW GROWN (SEMI LEAFY)	1,314	543,006	1,125	460,301
LOW GROWN (TIPPY)	2,107	1,039,562	1,860	906,657
OFF GRADES+BOP1A	2,272	1,199,283	1,988	1,010,826
DUSTS	434	391,991	356	308,372
PREMIUM FLOWERY	423	68,740	311	43,804
TOTAL	10,431	5,311,290	8,884	4,355,671
MAIN SALE & EX ESTATE CLOSED ON	20TH OCTOBER 2022		27TH OCTOBER 2022	

SALE NO.46 – 22ND / 23RD NOVEMBER 2022

Ex-Estate catalogue and Main Sale catalogues are scheduled to be closed on the 03rd November 2022.

SALE NO.47 – 29TH / 30TH NOVEMBER 2022

Ex-Estate catalogue and Main Sale catalogues are scheduled to be closed on the 10th November 2022.

SALE NO.48 – 05TH / 06TH DECEMBER 2022

Ex-Estate catalogue and Main Sale catalogues are scheduled to be closed on the 17th November 2022.

ELEVATION WISE – STATISTICS – COLOMBO AUCTION AVERAGES

Elevation	LAST WEEK	WEEK BEFORE LAST	LAST YEAR	YEAR BEFORE
	(RS)	(RS)	(RS)	(RS)
	Sale- 25.10.2022	Sale- 18.10.2022	Corres 2021	Corres 2020
Uva High	1268.70	1330.98	552.17	581.20
Western High	1528.37	1534.50	645.77	641.49
CTC High	1326.26	1224.57	581.58	582.31
Total High Grown	1429.77	1457.16	614.01	621.30
Uva Medium	1256.91	1339.02	567.41	594.26
Western Medium	1168.31	1214.41	531.03	564.27
CTC Medium	1102.32	1068.71	486.21	554.69
Total Medium Grown	1201.17	1259.47	541.95	573.94
Orthodox Low	1544.03	1584.48	657.23	700.03
CTC Low	1110.73	1076.33	489.17	574.71
Total Low Grown	1516.83	1549.38	645.92	692.18
TOTAL	1440.60	1479.23	622.01	658.13

Elevation	LAST WEEK	WEEK BEFORE LAST	LAST YEAR	YEAR BEFORE
	(\$)	(\$)	(\$)	(\$)
	Sale- 25.10.2022	Sale- 18.10.2022	Corres 2021	Corres 2020
Uva High	3.49	3.66	2.73	3.15
Western High	4.21	4.22	3.20	3.48
CTC High	3.65	3.37	2.88	3.16
Total High Grown	3.93	4.01	3.04	3.37
Uva Medium	3.46	3.68	2.81	3.22
Western Medium	3.22	3.34	2.63	3.06
CTC Medium	3.03	2.94	2.41	3.01
Total Medium Grown	3.31	3.47	2.68	3.11
Orthodox Low	4.25	4.36	3.25	3.79
CTC Low	3.06	2.96	2.42	3.11
Total Low Grown	4.17	4.26	3.20	3.75
Weekly Total (USD)	3.96	4.07	3.08	3.57
Exchange Rate (LKR)	363.38	363.38	201.98	184.54

Elevation	TODATE	TODATE	TODATE	TODATE	TODATE	TODATE
	2020	2021	2022	2020	2021	2022
	(RS)	(RS)	(RS)	(\$)	(\$)	(\$)
Uva High	544.45	548.29	1075.58	2.95	2.78	3.41
Western High	591.62	601.17	1076.25	3.20	3.04	3.41
CTC High	543.78	532.64	935.08	2.94	2.70	2.97
Total High Grown	576.96	584.73	1076.02	3.12	2.96	3.41
Uva Medium	583.04	566.01	1137.54	3.16	2.87	3.61
Western Medium	530.61	535.28	949.71	2.87	2.71	3.01
CTC Medium	498.83	497.88	806.00	2.70	2.52	2.56
Total Medium Grown	547.04	544.79	1010.09	2.96	2.76	3.20
Orthodox Low	684.53	654.17	1352.73	3.71	3.31	4.29
CTC Low	475.74	503.97	945.15	2.58	2.55	3.00
Total Low Grown	669.22	645.87	1324.76	3.62	3.27	4.20
TOTAL	629.15	615.85	1220.62	3.41	3.12	3.87
Cumulative Sale Averages – 1 USD= Rs. (Monthly Weighted Average)				184.71	197.51	315.37

(Source: MSL/ CBSL)

WORLD TEA PRODUCTION (IN MILLION KILOS)

Country	Month	Month		To-date		Diff(+/-)
		2021	2022	2021	2022	2021 vs 2022
Sri Lanka	Sep	22.7	20.9	234.7	192.4	-42.3
Bangladesh	Sep	12.61	14.74	64.76	63.83	-0.93
North India	Sep	142.6	166.7	781.5	808.9	27.4
South India	Sep	20.6	23.3	181.9	175.8	-6.1
Malawi	Aug	2.09	1.99	38.4	35.7	-2.7
Kenya	Jul	34.7	33.8	308.8	304.2	-4.6

(Source: Africa Tea Brokers/National Brokers Ltd)

MOMBASA TEA AUCTION OF 31ST OCTOBER, 01ST & 02ND NOVEMBER 2022

There was good demand but at irregular levels with prices following quality for the 197,500 packages (13,241,949.00 kilos) available; 27.78% remained unsold.

Pakistan Packers, Bazaar and Afghanistan showed strong support with more interest from Egyptian Packers, Yemen, other Middle Eastern countries, Kazakhstan and other CIS states. Sudan and UK lent useful but selective interest while Iran were more active. Russia maintained enquiry with Local Packers active on account of price. Somalia were active at the lower end of the market.

BP1: Best - Met good but irregular competition and ranged between firm to USC46 dearer with selected invoices appreciating by up to USC62 to USC26 below previous levels. Brighter - Were steady to USC20 dearer with a few selected teas gaining USC46. Mediums - KTDA mediums varied between firm to dearer by USC6 to easier by up to USC15 with plantation mediums ranging between USC6 dearer to USC24 below last prices. Lower Mediums - Irregular varying between steady to USC24 dearer to easier by up to USC15. Plainer - Saw reduced competition and were irregularly easier by up to USC36 but a few lines advanced by up to USC30.

PF1: Best - Improved enquiry and appreciated by up to USC16. Brighter - Were firm to USC12 dearer. Mediums - KTDA mediums were mostly steady to USC10 above previous rates but some lines lost up to USC4; plantation mediums varied between firm to USC6 dearer to easier by up to USC4. Lower Mediums - Saw irregular interest at mostly steady to USC24 dearer to easier by up to USC14. Plainer - Varied between USC11 dearer to USC9 below last prices.

PDUST: Best – Advanced by up to USC23. Brighter – Were steady to USC14 dearer. Mediums – KTDA mediums were steady at last levels with plantation mediums firm to dearer by up to USC14. Lower Medium – Were steady to USC18 above previous prices. Plainer – Varied between firm to mostly dearer by up to USC12 and select invoices advanced by USC24 to easier by up to USC8.

DUST1: Best – Saw irregular interest with some teas appreciating by up to USC8 while others shed up to USC12. Brighter – Steady to dearer by up to USC22 but a few lines lost up to USC5 Mediums – KTDA mediums saw improved interest at firm to USC15 dearer with selected invoices advancing by USC24 and USC32. Plantation mediums were irregular ranging between steady to USC8 dearer to mostly easier by up to USC11. Lower Medium – Irregularly firm to dearer by up to USC17. Plainer – Were steady to USC18 above last rates.

(Courtesy - Africa Tea Brokers Limited)

BANGLADESH AUCTION OF 31ST OCTOBER 2022

CTC LEAF: 58,400 packages of Current Season teas on offer met with a fairly good demand.

BROKENS: There was only a small weight of clean well-made Brokens which were well competed for and were mostly firm to slightly dearer. Medium and Plainer types saw a little less demand particularly the latter with several withdrawals. BLF teas met with less demand and were easier and suffered heavier withdrawals.

FANNINGS: There was only a small weight of clean Fannings which saw stronger demand. Other varieties saw a decline in price following quality. There were several withdrawals in this category. BLF teas met with less demand and were easier and suffered heavier withdrawals.

CTC DUST: 13,016 packages of Current Season teas on offer met with a good demand. Good liquoring Dusts sold well at around last levels. Their Mediums met with fair demand easing by Tk.3/- to Tk.5/- over last closely following quality. Plain and BLF Dusts met with a selective market at around last levels with more withdrawals. Blenders lent strong support with fair interest from the Loose tea buyers.

COMMENTS: A few good liquoring teas on offer were well supported by the Blenders as well as the Loose tea buyers who operated in slightly more strength. All others were less in demand and prices were easier for these types with more withdrawals. Good liquoring Dusts continued to meet with more competition.

(Courtesy - National Brokers Limited)

MALAWI AUCTION OF 02ND NOVEMBER 2022

There was less demand for the limited quantities with only few lines sold at last week's levels.

(Courtesy - Tea Brokers Central Africa Limited)

KOLKATA /JAKARTA /GUWAHATI AUCTION

The above market report details were not available at the time of printing this publication.

Sri Lanka Tea Sale Averages - Sub Elevation Wise – Month of October 2022

(Excluding Black tea sales from refuse tea processing centres, Organic tea sales and Green tea sales)

Combined Averages (Orthodox & CTC)

ELEVATION	OCTOBER 2022	JANUARY TO OCTOBER - 2022
UVA HIGH	1,362.72	1,069.77
WESTERN HIGH	1,552.27	1,079.36
TOTAL HIGH GROWN	1,479.52	1,076.00
UVA MEDIUM	1,372.87	1,120.61
WESTERN MEDIUM	1,222.98	949.99
TOTAL MEDIUM GROWN	1,276.32	1,006.06
LOW GROWN	1,561.36	1,318.43
TOTAL	1,495.94	1,215.16

CTC Averages

ELEVATION	OCTOBER 2022	JANUARY TO OCTOBER - 2022
CTC HIGH	1,270.13	956.23
CTC MEDIUM	1,091.12	800.95
CTC LOW	1,076.57	929.27
CTC TOTAL	1,115.78	897.02

Orthodox Averages

ELEVATION	OCTOBER 2022	JANUARY TO OCTOBER - 2022
UVA HIGH	1,377.22	1,072.34
WESTERN HIGH	1,579.27	1,096.29
TOTAL HIGH GROWN	1,500.54	1,087.65
UVA MEDIUM	1,372.87	1,120.61
WESTERN MEDIUM	1,272.31	1,001.63
TOTAL MEDIUM GROWN	1,315.70	1,048.90
LOW GROWN	1,608.36	1,354.71
TOTAL	1,539.97	1,250.81

Sri Lanka Tea Sale Averages - Elevation Wise – Month of October 2022

(Including Black tea sales from refuse tea processing centres, Organic tea sales and Green tea sales)

ELEVATION	OCTOBER				JANUARY to OCTOBER			
	2022		2021		2022		2021	
	LKR	USD	LKR	USD	LKR	USD	LKR	USD
HIGH GROWN	1,452.21	4.00	587.45	2.92	1,053.56	3.35	583.46	2.94
MEDIUM GROWN	1,269.51	3.50	530.40	2.64	1,003.97	3.19	549.34	2.77
LOW GROWN	1,554.86	4.28	634.96	3.16	1,314.18	4.18	643.20	3.25
TOTAL	1,483.65	4.09	607.38	3.02	1,204.01	3.83	613.65	3.1

(Source: SLTB / CBSL)